



# SCHOLOGY

Presented by  
Rebecca Bielawski  
& Kassie Bowman

# AGENDA

LMS Level 1

Level 2

Level 3

Level 4



# LEVEL 1

## Expectations:

- Use LMS 2-3 days a week
- Create a class theme
- Organize content within the LMS courses
- Post announcements
- Assign discussions
- Post assignments with online submissions

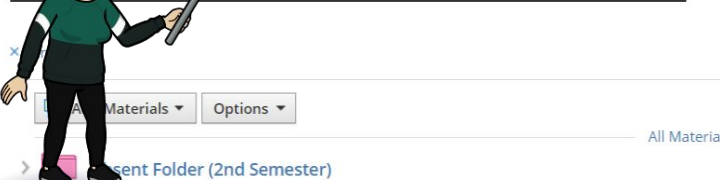
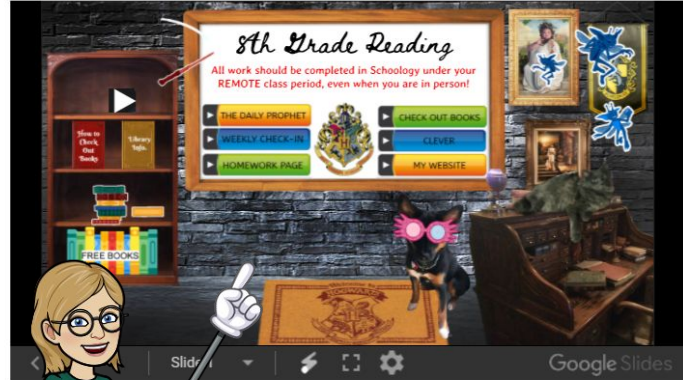


# CLASS THEME

## Reading 8: Section 2

North Boone Middle School

Announcement:



Ms. Bowman uses Google Slides to create a virtual classroom with clickable links.

## English8: Section 5

North Boone Middle School

Announcement:



Google Meet Code: bielawski4



Mrs. Bielawski uses the Update feature on Schoology to create a class theme with links to important content.

# INSERTING A BANNER AND BUTTONS IN SCHOOLOGY

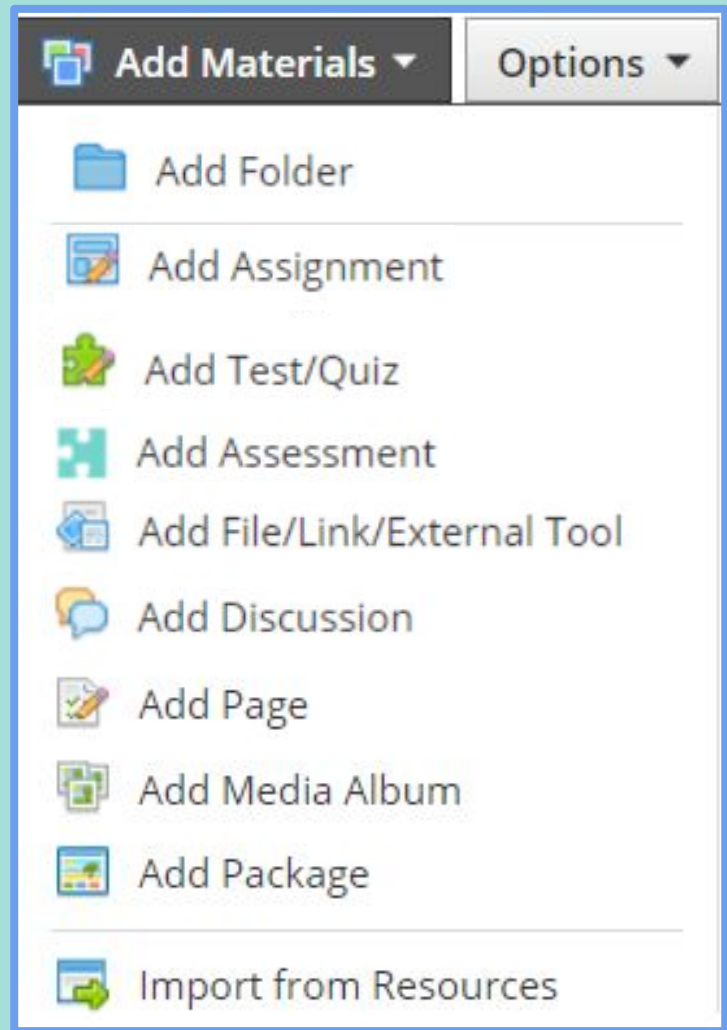
There are so many possibilities...



# ADD MATERIALS TO YOUR COURSE

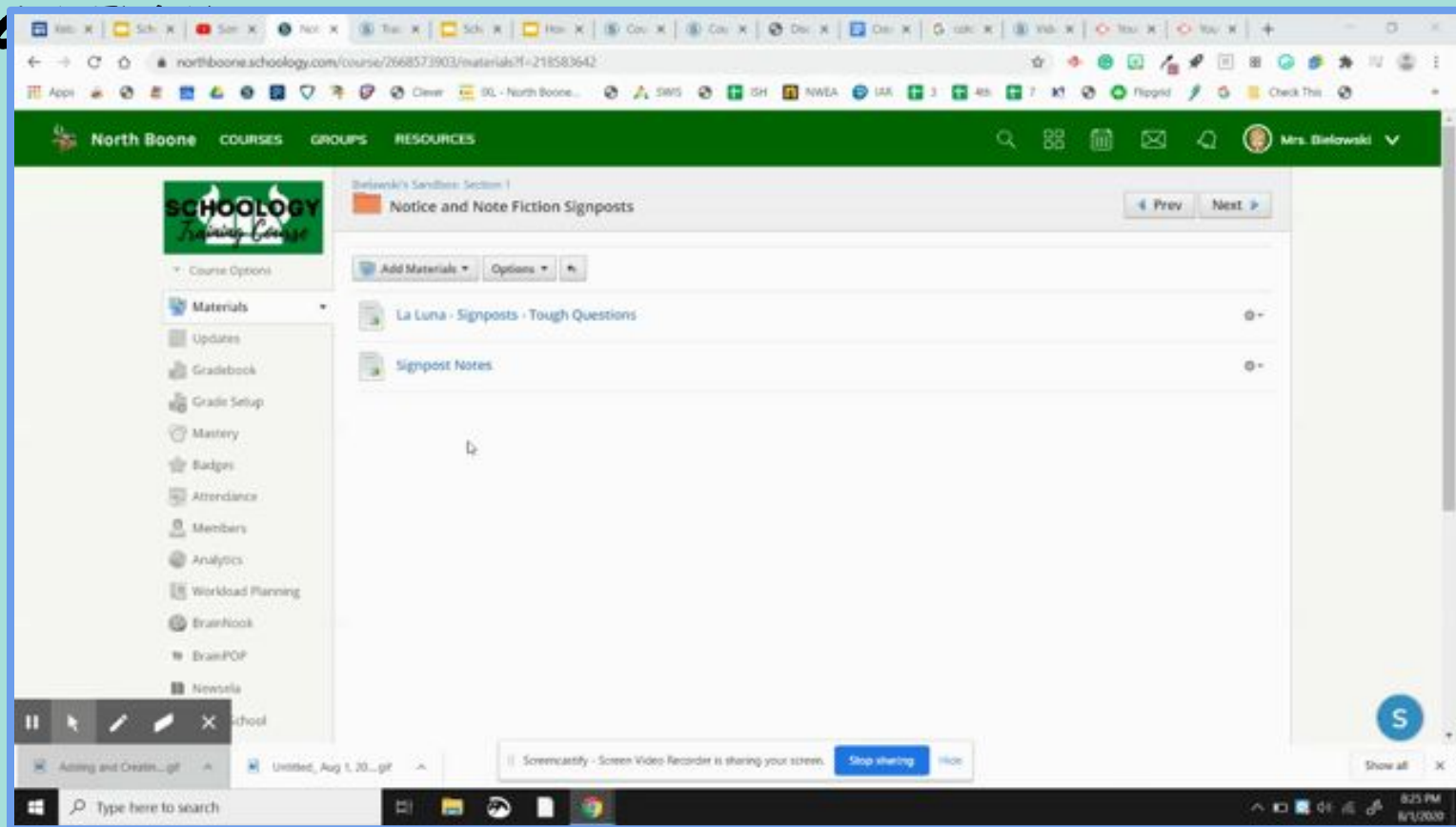
These are the materials you can add to each course.

Click on each material to learn more 

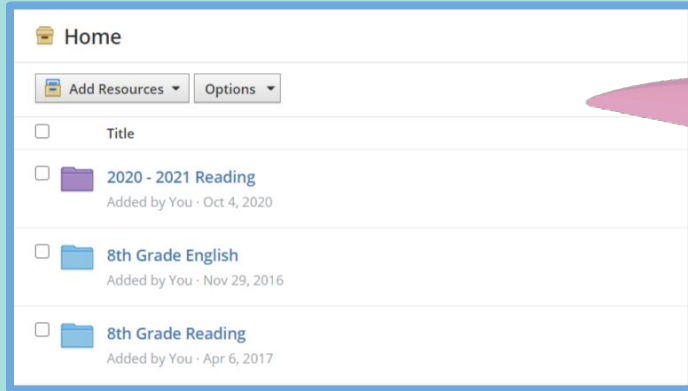




# EMBED VIDEOS AND RESOURCES TO SIMPLIFY NAVIGATION

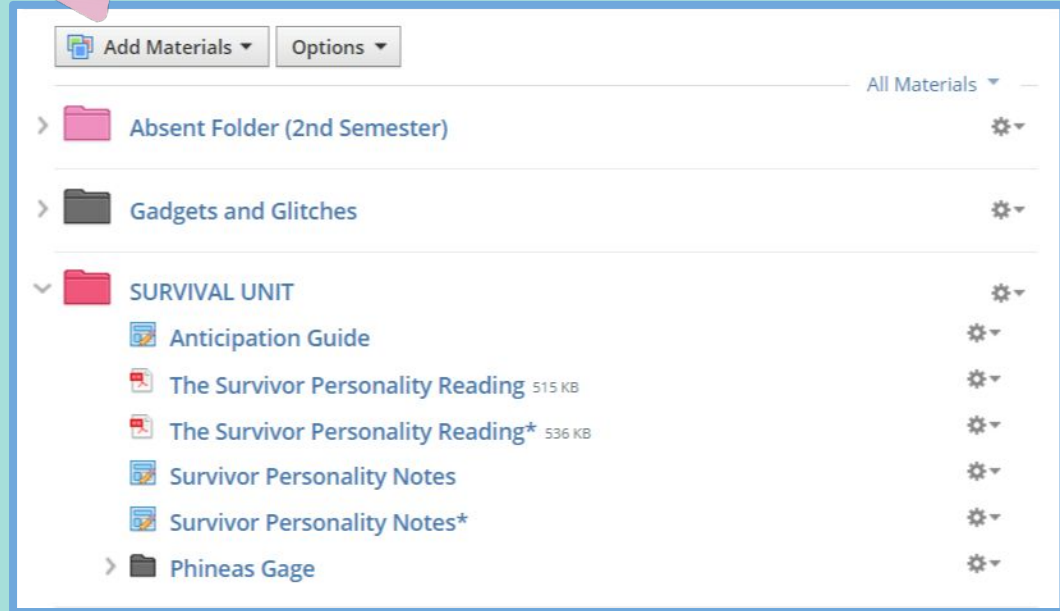


# ORGANIZING CONTENT



Content can be added and organized in a teacher's resources.

Materials can then be added to classes for student access.





# USE SCHOOLOGY UPDATES TO POLL STUDENTS, ADD AN EVENT, SHARE A PERSONAL BLOG POST



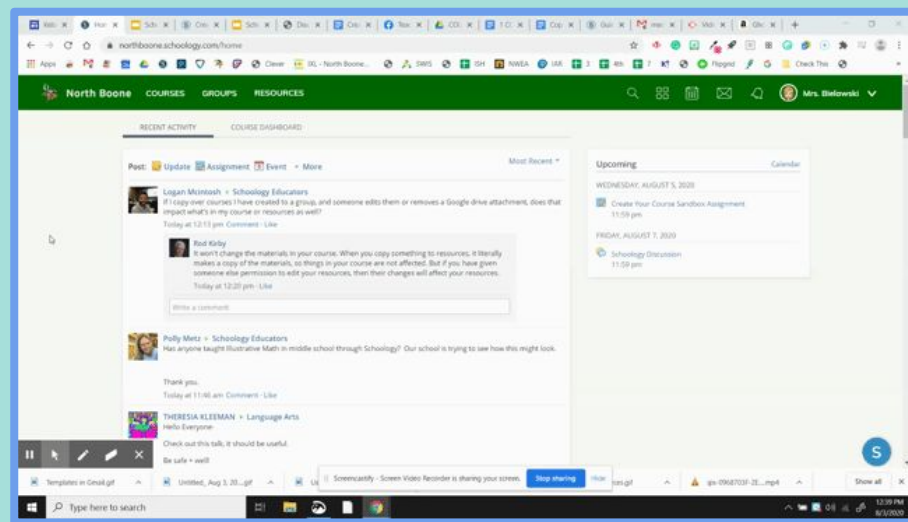
## Mrs. Bielawski's Blog

### First Chapter Friday 9/18

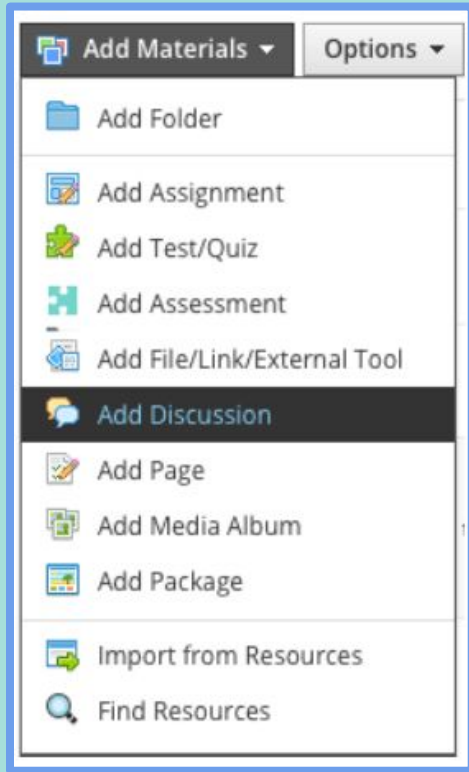
By Mrs. Bielawski · Aug 3, 2020



Running. That's all Ghost (real name Castle Cranshaw) has ever known. But Ghost has been running for the wrong reasons—it all started with running away from his father, who, when Ghost was a very little boy, chased him and his mother through their apartment, then down the street, with a loaded gun, aiming to kill. Since then, Ghost has been the one causing problems—and running away from them—until he meets Coach, an ex-Olympic Medalist who sees something in Ghost: crazy natural talent. If Ghost can stay on track, literally and figuratively, he could be the best sprinter in the city. Can Ghost harness his raw talent for speed, or will his past finally catch up to him?



# ADD DISCUSSION




You can create an interactive Discussion for your students. Each Discussion has threaded commenting that allows students to respond to any post by another student. These comments can also be moderated.

## Discussion Features:

- Set due dates for responses
- Grade Responses
- Hide posts of others until posting a reply
- Individually assign
- Intersperse discussions with assignments, tests, etc.

let's  
**DISCUSS**



# LEVELED DISCUSSIONS

## LEVEL 1

### Theme

The author of The Brave Little Toaster makes it obvious that he believes too much technology can be a bad thing.

Do you agree with the author? Why or why not?

Posted today at 1:30 pm



Write a comment

## LEVEL 2

Scale/Rubric:\*

Numeric

Learning  
Objectives

Require members to post before revealing other responses

Options:



## LEVEL 3



Tue Sep 15, 2020 at 9:02 am

the most important part to me is the action or conflict because that's what keeps me reading the story and when it gets more interesting.

Like · Reply

Hide All 6 Replies



Tue Sep 15, 2020 at 9:04 am

same that's when I enjoy the book.

Unlike 😊 1 · Reply



Edited · Tue Sep 15, 2020 at 9:05 am

yes, I agree because when I read books, that's the main part that I'm excited for.

Like · Reply



Tue Sep 15, 2020 at 9:06 am

That is also important so you can keep their attention.

Like · Reply



Tue Sep 15, 2020 at 9:06 am

I agree otherwise the story would get real boring real fast.

Like · Reply



Tue Sep 15, 2020 at 9:07 am

I agree it makes me want to keep reading

Unlike 😊 1 · Reply



Tue Sep 15, 2020 at 11:13 pm

Yesss because it's what draws you in

Like · Reply

# POST ASSIGNMENTS

The screenshot shows the 'Create Assignment' form with the following fields and annotations:

- Name:** A text input field.
- Description:** A rich text editor with a toolbar. It contains the text: "Add instructions for the assignment here." and "You can also add a file, attach a link or resource, and record voice and audio instructions to the assignment." A red arrow points from the text "Assign from your Google Drive. This will create a doc for each student." to the description area.
- Assign From App:** Two buttons: "Google Drive Assignments" and "Kami". A red arrow points from the text "Choose a due date and number of points." to the "Kami" button.
- Due date:** A date picker and a text input field with "100 pts". A red arrow points from the text "Align the category and grading period to Powerschool categories. (homework, quiz...etc.)" to the "100 pts" input.
- Category:** A dropdown menu.
- Period:** A dropdown menu with "Summer PD 2020" and a checkbox "Set as midterm/final".
- Factor:** A text input field with "1.00".
- Scale/Rubric:** A dropdown menu with "Numeric". A red arrow points from the text "You can attach a rubric or grade numerically" to this dropdown.
- Learning Objectives:** A button labeled "Align".
- Options:** A row of icons for various features.
- Buttons:** "Create" and "Cancel" buttons at the bottom.

## Assignment Options

Assign from your Google Drive. This will create a doc for each student.

Choose a due date and number of points.









Align the category and grading period to Powerschool categories. (homework, quiz...etc.)

You can attach a rubric or grade numerically

Next Page

# ASSIGNMENT OPTIONS

## Assignment Options:

-  Assign to one or more students
-  Align Learning Objectives
-  Lock
-  Submissions Enabled/Disabled
-  Visible to Students
-  Grade Statistics
-  Comments Enabled/Disabled
-  Copy the assignment to a different course

## Different Ways to Submit Work

- Upload Files
- Utilize the Create Feature
- Google Drive Assignment App
- Audio and Video Submissions

# GRADE ASSIGNMENTS

## Filter:

- Graded
- Needs Grading
- Late
- On Time

N&N Signposts - "Meet your

Can't see your document? [Click here.](#)

progress Submissions

FILTER

Grade 15/15

Late

On Time

Grade 15/15

Late

Grade 12/15

On Time

Grade 15/15

Late

Grade 13/15

15/15

Unsubmit

Open Exception

NONFICTION NN Signposts - Meet your Competition

File Edit View Insert Format Tools Add-ons Help

Share

Nonfiction Signposts

\*Use your notes to help you analyze the text with each signpost strategy!

Article Title: "Meet your Competition" - Jr. Scholastic

Signpost	Textual Evidence and Paragraph #	Explanation	Wh
Signpost 1	Still most experts are confident that	I know this is a contrast and	This



# SYNCING SCHOOLOGY TO POWERSCHOOL

Home > READING 8: Section 5 > PowerSchool



Course Options

Materials

Updates

Gradebook

Grade Setup

Mastery

Badges

Attendance

Members

Workload Planning

BrainNook

BrainPOP

Newsela

PowerSchool

Edpuzzle



Sync Grades

Configuration

## Configuration

PowerSchool limits the characters for assignment titles to 50 characters. The checkbox below controls whether Schoology will automatically trim the title if it detects one longer than 50 characters.

☒ Automatically shorten assignment titles

### Map your Schoology categories to your categories in PowerSchool for this section

Note: Any Schoology categories that are not mapped to a PowerSchool category will not be included in the grade sync. those categories will also be excluded.

Schoology Course Categories	PowerSchool Categories
Classwork <a href="#">Add</a>	→ Classwork
Homework <a href="#">Add</a>	→ Homework
Projects <a href="#">Add</a>	→ Project
Quiz <a href="#">Add</a>	→ Quiz
Test <a href="#">Add</a>	→ Test

Save Changes

Schoology categories, assignments, and grade sync to Powerschool automatically (once the courses are set up).

# LEVEL 2

## Expectations:

- Use LMS 4-5 days a week
- Assign online discussions in which students must post before seeing other students' posts
- Give a quiz through LMS
- Provide feedback to students for online assignments
- Share content with another teacher via resources
- Invite parents/guardians to view LMS courses

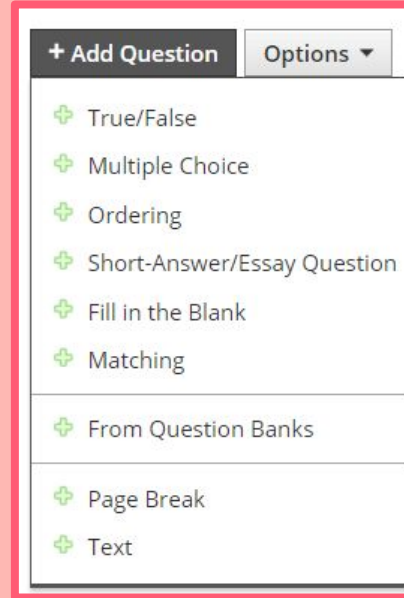


# TESTS/QUIZZES

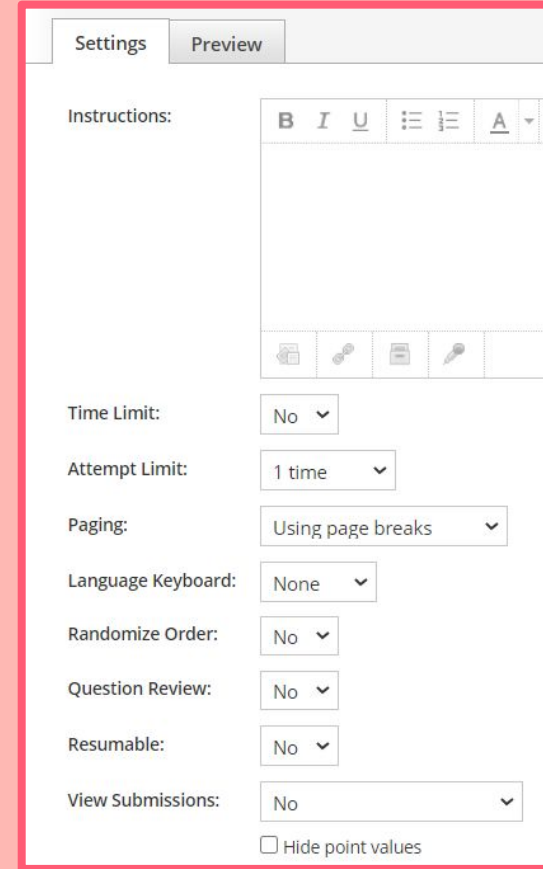
Create tests/quizzes in your Schoology course to assess your students' grasp of the material or evaluate their preparedness for class.

Each test/quiz is automatically graded (unless you've included a subjective question).

Tests and quizzes can be used for formative and summative assessments.



A screenshot of the 'Add Question' menu in Schoology. The menu is titled '+ Add Question' and has a dropdown arrow next to it. Below the title, there is a list of question types, each preceded by a green plus icon: True/False, Multiple Choice, Ordering, Short-Answer/Essay Question, Fill in the Blank, Matching, From Question Banks, Page Break, and Text. The menu is highlighted with a red border.



A screenshot of the 'Settings' tab in Schoology. The tab is titled 'Settings' and has a dropdown arrow next to it. Below the title, there is a list of settings, each preceded by a green plus icon: Time Limit, Attempt Limit, Paging, Language Keyboard, Randomize Order, Question Review, Resumable, and View Submissions. The settings are displayed as follows: Time Limit: No, Attempt Limit: 1 time, Paging: Using page breaks, Language Keyboard: None, Randomize Order: No, Question Review: No, Resumable: No, View Submissions: No. There is also a checkbox for 'Hide point values' which is unchecked. The settings are displayed in a table-like format with a red border.

# ASSESSMENTS

## Types of Assessment Questions

- Multiple Choice
- True/False
- Matching
- Ordering
- Short Answer/Essay
- Fill in the Blank
  - Text, drag and drop, or dropdown
- Highlighting image or text
- Math Short Answer
- Number Line or Chart

## Students have Assessment Tools

- Text-to-Speech and Line Reader
- Flag for Review
- Eliminate Choices
- Text Highlighting
- Calculator, Ruler, Protractor



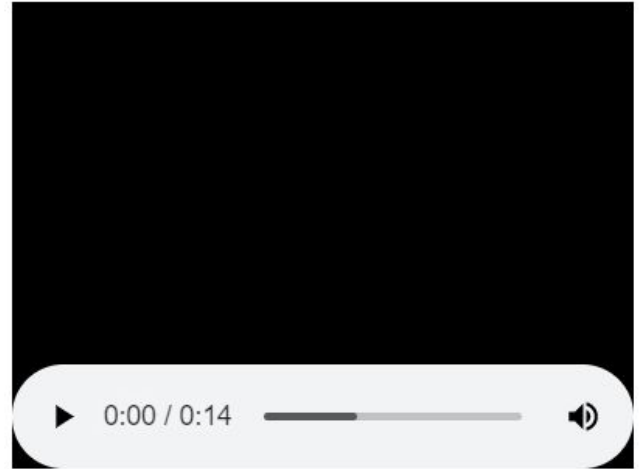
# ADD AUDIO/VIDEO NARRATION TO ASSESSMENTS & ASSIGNMENTS

Audio and video can be recorded directly in Schoology and facilitates differentiated content and supports students with accommodations.


Students can all submit audio and video into their submissions.

## Question 1 (2 points)

How does this poem differ from traditional sonnets?



- ☐ a Number of lines
- ☐ b Point of view
- ☐ c Use of language





# PROVIDE FEEDBACK



Grade [REDACTED]'s Assignment

GRADE

/ 15

GRADEBOOK COMMENT

*Use this space to provide additional feedback and notes*

☐ Share gradebook comment with your student

**↑ Transfers to PowerSchool**

**Save** **Cancel**

Can't see your document? [Click here.](#)

**15 / 15**

Open Exception

- NONFICTION NN Signposts - Meet your Competition

Insert Format Tools Add-ons Help

**Nonfiction Signposts**

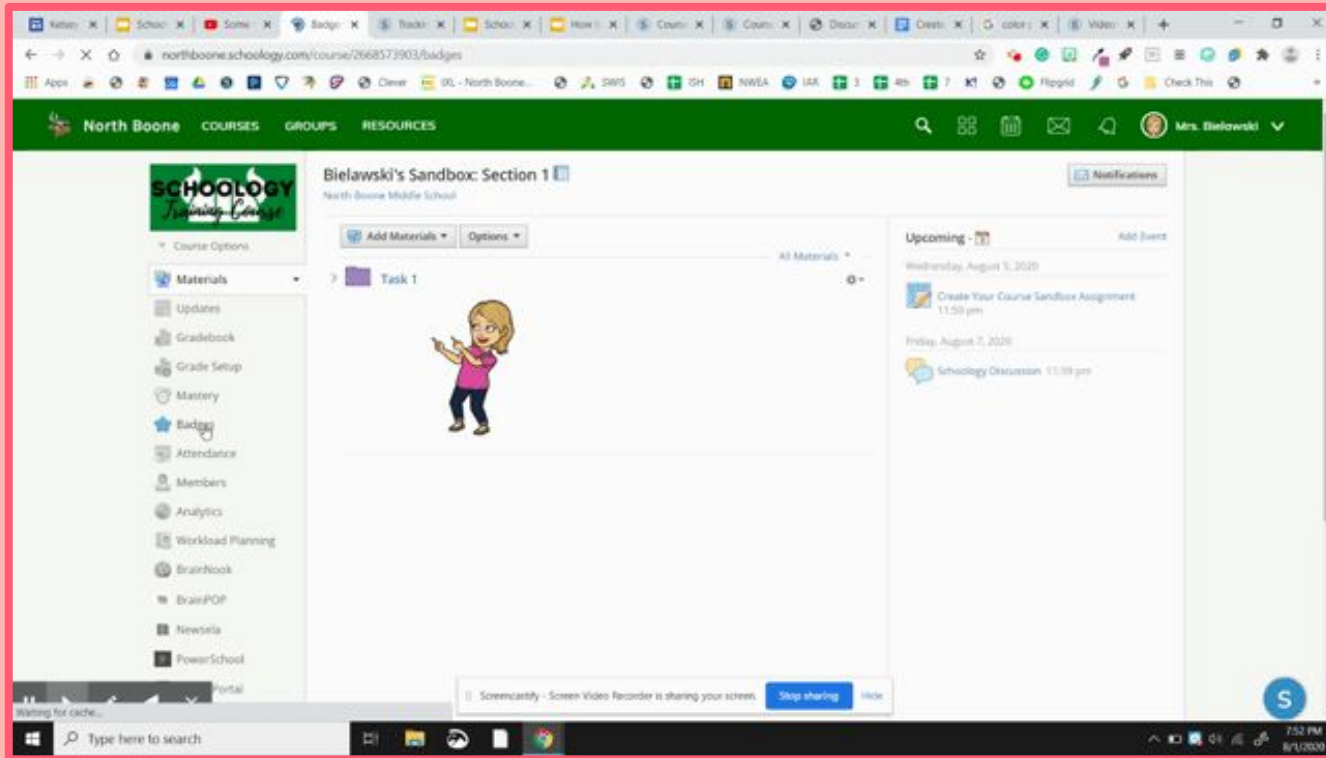
\*Use your notes to help you analyze the text with each signpost strategy!

Article Title: "Meet your Competition" - Jr. Scholastic

Signpost	Textual Evidence and Paragraph #	Explanation	Wh
Signpost 1	Still, most students are confident that	Unsurprisingly, this is a contrasted	This

	On Time	15/15
	Crotty, Julian	Grade
	Late	13/15

# USE BADGES TO INCREASE STUDENT MOTIVATION

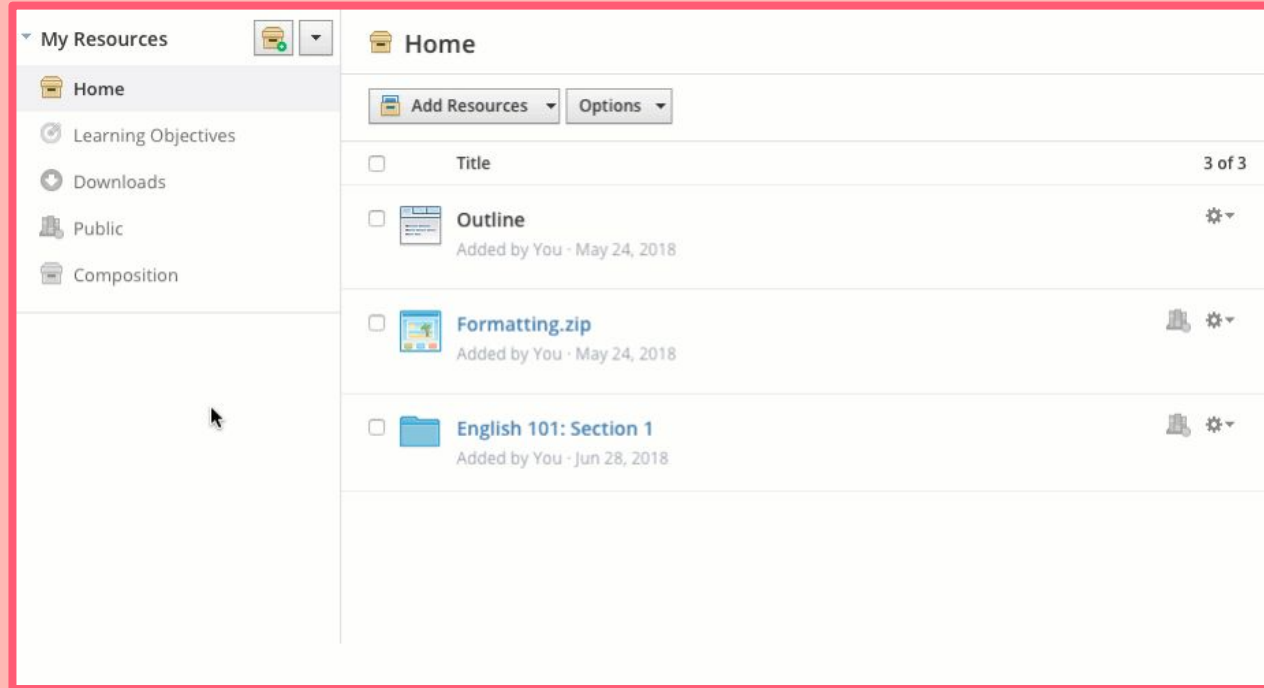


Award Badges to students for good behavior, excellent test and hw scores, completing tasks, etc...

[How do I use Badges?](#)

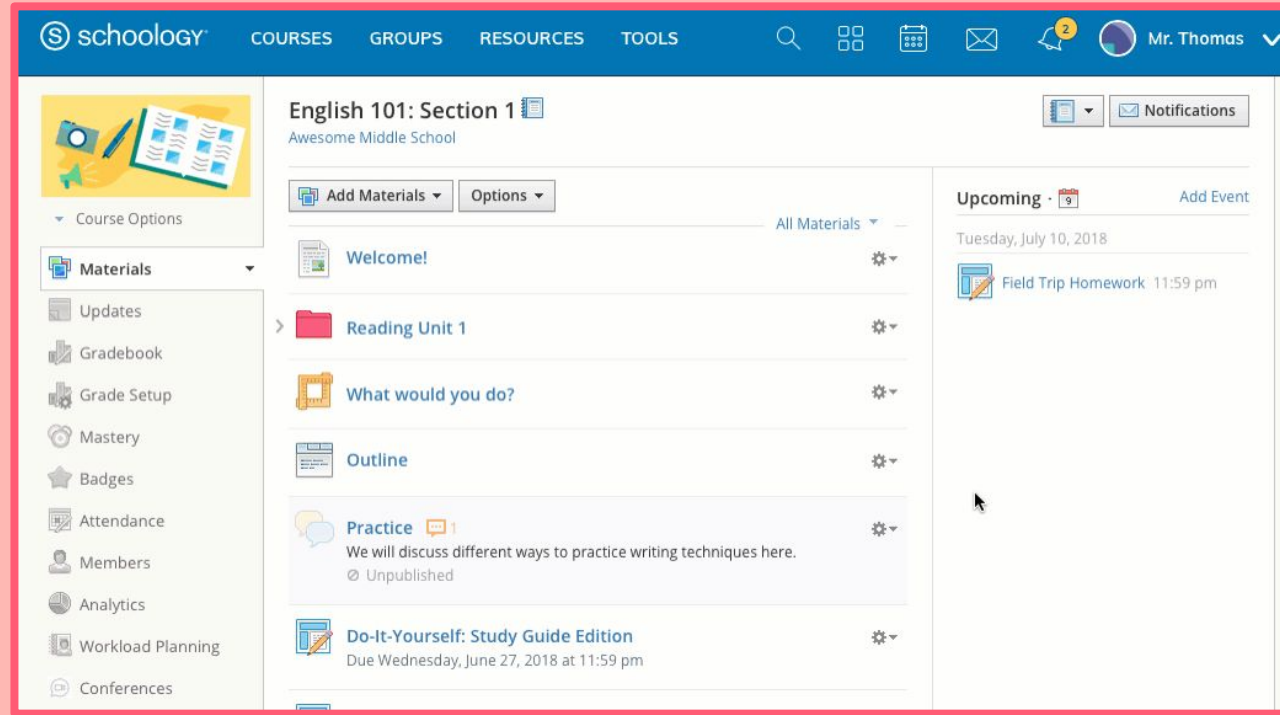
# SHARING RESOURCES

Share resources or collections with members of your school or organization.



# INVITE PARENTS AND GUARDIANS TO VIEW

You can give parents Access Codes for their student. They need to get sign up for a Schoology account and they are able to see students activity, calendar, upcoming, grades, etc.



The screenshot displays the Schoology user interface for a course titled "English 101: Section 1" at "Awesome Middle School". The interface is divided into several sections:

- Top Navigation Bar:** Includes the Schoology logo, navigation tabs for COURSES, GROUPS, RESOURCES, and TOOLS, a search icon, a grid icon, a calendar icon, an email icon, a notification bell with a "2" badge, and a user profile for "Mr. Thomas".
- Left Sidebar:** Contains a "Course Options" section with a calendar icon and a "Materials" section with a list of icons: Updates, Gradebook, Grade Setup, Mastery, Badges, Attendance, Members, Analytics, Workload Planning, and Conferences.
- Main Content Area:** Displays the course title "English 101: Section 1" and "Awesome Middle School". Below this are buttons for "Add Materials" and "Options". The content is organized into a list of items, each with an icon and a settings gear icon:
  - "Welcome!" (document icon)
  - "Reading Unit 1" (folder icon)
  - "What would you do?" (notepad icon)
  - "Outline" (document icon)
  - "Practice" (speech bubble icon) with a note: "We will discuss different ways to practice writing techniques here. Unpublished"
  - "Do-It-Yourself: Study Guide Edition" (document icon) with a due date: "Due Wednesday, June 27, 2018 at 11:59 pm"
- Right Sidebar:** Features an "Upcoming" section with a calendar icon and a date "Tuesday, July 10, 2018". It lists an event: "Field Trip Homework" at "11:59 pm" with a pencil icon and a button to "Add Event".

Parents can also elect to receive an Overdue Notification Email daily or weekly.

# LEVEL 3

## Expectations:

- Threaded discussion where students respond to other student responses
- Students reply to comments/feedback
- Grade assignment or assessment with an attached rubric
- Use groups to differentiate
- Create multiple assessments in LMS (Formative and Summative)
- Use connected apps with LMS
- Create an assessment with attached standards



# CREATING AND USING RUBRICS

You can create the rubrics using learning objectives or specific criteria.

Students can see the rubrics and it makes grading essays and projects so much easier.

Participation Rubric Apply Grading Scale

Criteria	Grading Scale					Pts
<b>Participates in Class</b> Student demonstrates active engagement and participates appropriately	4 Often Participates in Class	3 Usually Participates in Class	2 Sometimes Participates in Class	1 Rarely Participates in Class	4	×
<b>Listens in Class</b> Actively and attentively listens to peers and instructors in a respectful manner	4 Often Listens in Class	3 Usually Listens in Class	2 Sometimes Listens in Class	1 Rarely Listens in Class	4	×
<b>Quality of Contributions</b> Demonstrates preparedness and contributes comments that demonstrate understanding of the topic	4 Often Makes High-Quality Contributions	3 Usually Makes High-Quality Contributions	2 Sometimes Makes High-Quality Contributions	1 Rarely Makes High-Quality Contributions	4	×

+ Criteria + Learning Objectives TOTAL POINTS: 12

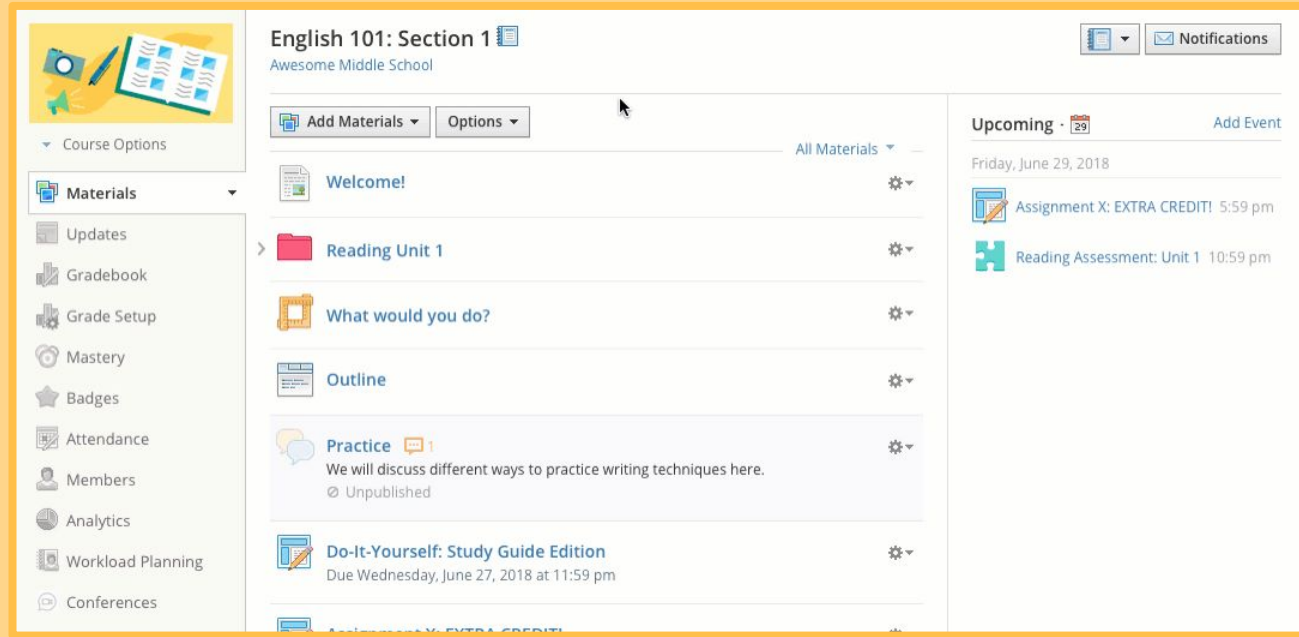
CANCEL CREATE

Rubrics can be added to the following course materials:

- Assessments (subjective questions only)
- Assignments
- Discussions
- Tests/Quizzes (Short Answer/Essay Question only)



# USE GROUPS TO DIFFERENTIATE



Creating grading groups is a great way to differentiate students into group projects and lit circles, students that need modifications, or other specific criteria.

# USE CONNECTED APPS



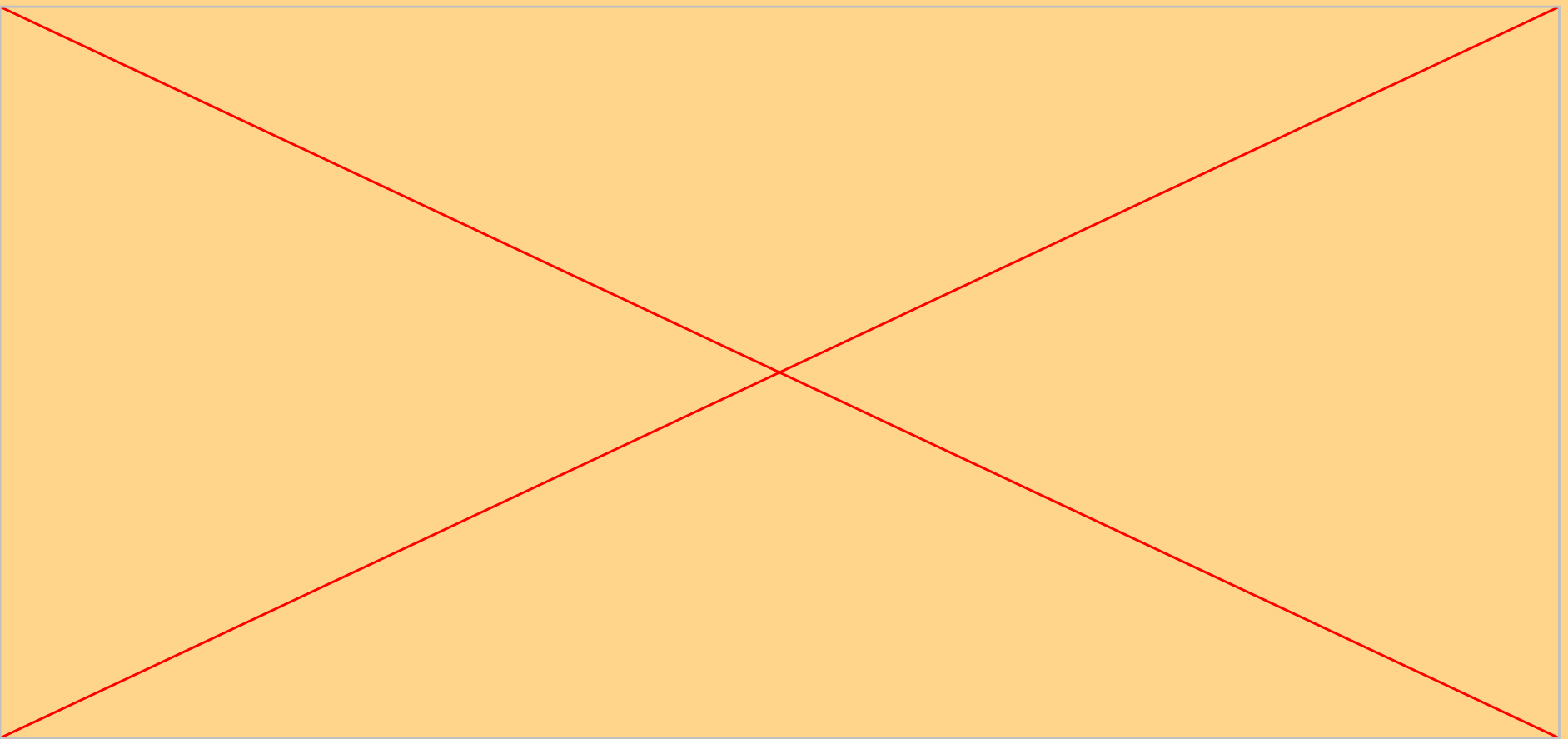
Quizlet



A screenshot of the Schoology web application interface. The top navigation bar is blue and contains the Schoology logo, links for COURSES, GROUPS, RESOURCES, and TOOLS, a search icon, a grid icon, a calendar icon, an email icon, a notification bell with a "1" badge, and a user profile for "Mr. Thomas". Below the navigation bar, there are two tabs: "RECENT ACTIVITY" (selected) and "COURSE DASHBOARD". The main content area shows a feed of posts. The first post is by "Herbert Lopez" in "English 101: Section 1", asking if it's possible to move a quiz to next week. The second post is also by "Herbert Lopez" in the same section, stating his name and that he has read "A Series of Unfortunate Events". Below this is a poll by "Mr. Thomas" asking "Which book should the class read next?" with three options: "A Series of Unfortunate Events" (1 vote), "A Brief History of Time" (1 vote), and "The Restaurant at the End of the Universe" (1 vote). On the right side, there are two panels: "Reminders" showing "1 ungraded assignment submissions" and "Upcoming" showing a calendar for Thursday, June 28, 2018, and Friday, June 29, 2018, with various assignments and trips listed.



**CREATE AN ASSESSMENT WITH STANDARDS**



# LEVEL 4

## Expectations:

- Students create an ePortfolio and submit
- Control pace or release of content by setting up student completion rules
- Use "BigBlueButton" Web Conferencing

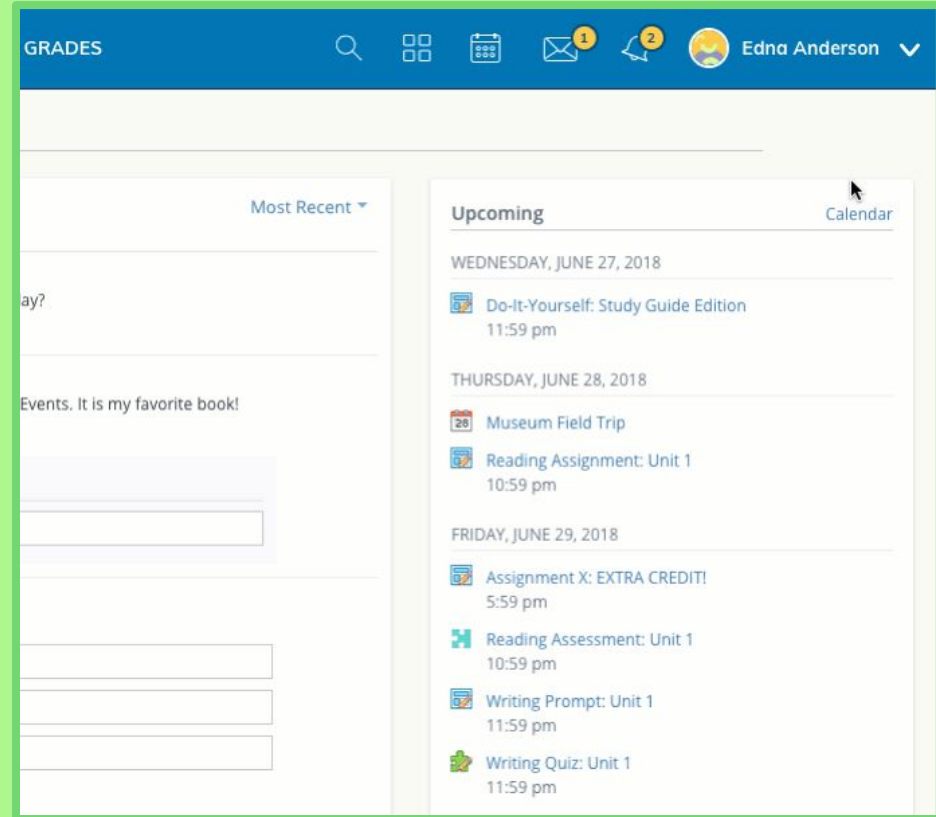


# STUDENT CREATED EPORTFOLIOS

Students can create multiple portfolios to showcase their learning with a variety of different, authentic artifacts.

Can be shared with parents

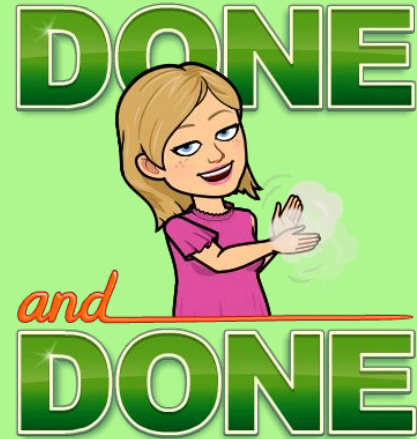
Students can self-reflect on their process.



# SET STUDENT COMPLETION RULES

You can add completion rules to folders and materials.

- Must complete
- Must view the item
- Must post a comment/reply
- Must make a submission
- Must score at least \_\_\_\_
- Must complete in sequential order



You can individually assign completion rules and check progress throughout the assignment period. This is great for student-led learning.





# USING CONFERENCES IN SCHOOLOGY

The screenshot displays the RightButton Demo Meeting interface. The main presentation area shows a slide titled "Presentation: default.pdf" featuring a right-angled triangle with sides labeled  $x$ ,  $y$ , and  $z$ . A purple arrow points to side  $z$ . The interface includes a "Users" panel on the left with a video feed of a participant named "Fred Jones". A "Chat" window on the right shows a public chat with messages such as "Welcome to Demo Meeting" and "This server is running RightButton". A "Shared notes" panel on the far right contains the text: "This is a shared notes layout. Let's keep notes here about the lecture." The bottom of the interface shows a status bar with copyright information and a language selector set to "English".

Schoology Conferences by BigBlueButton provides real-time sharing of audio, video, slides, chat, and screen.

**QUESTIONS?**