



North Boone

Community Unit School District 200

Presenting....
Early Childhood Education
Extended School Year
Summer 2011



Extended School Year

- Pilot Extended School Year summer 2011
- Goal: Reduce the amount of regression between school years in children with special needs
 - Targeted children that showed regression during winter and spring breaks



ESY Overview

➤ Length: 3 Weeks (6/13-7/1)

➤ Location: Poplar Grove Elementary

➤ Format: 4 hours, 5 Days/wk

➤ 6 Children

- Speech delays
- Behavioral Issues
- Downs Syndrome
- Blind
- 2 Kids going to Life Skills Kindergarten, 4 staying in early childhood

➤ Staff

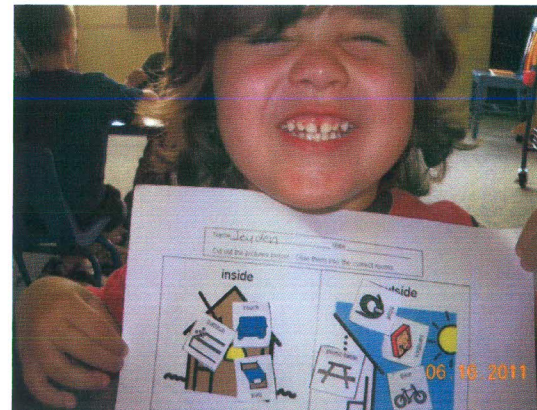
- Teacher: Kristi Zimmerman
- Teaching Assistant: Jodi Pyfer
- Teaching Assistant: Liz Burns
- Speech Therapist: Tammy Wynstra-Basel
- Vision Itinerant: Deb Gilbertson



Curriculum

Skill Development

- Language Development
 - “I want,” “I see,” “I hear”
- Sorting Activities
- Number Sense
- Emergent Reader
- Fine & Gross motor Skills
- Letters, shape, & color identification
- Art & Music
- Body Part Identification
- Positional Concepts
- Patterns
- Problem Solving
- Social Skills
- Sense of community & fairness (e.g., voting)
- Making Choices
- Offer real life experiences
 - Having a picnic, cooking




Activities




Activities-Picnic



Taste test – voting on green vs. red grapes




Using language skills to describe what we find at picnics



Using fine motor skills to lead ants to our picnic



Enjoying our Picnic




“Cutting” food & learning about half vs. whole




Making sandwiches during small group

Activities-Ocean




Making seashell prints




Listening to the "ocean" in the seashell



Using fine motor skills to make ocean animals




Determining which animals belong in the ocean




Voting on favorite sea creature


Activities-Summer




Sorting summer vs. winter clothes



Using 1:1 correspondence to match the number of scoops on an ice cream cone



Exploring textures to cover ice cream








Making and eating ice cream!



Technology

Utilizing a Smart Board to enhance learning



Activities Customized for Differential Learning



Success Stories

 During ESY,

 Student learned a new color

 Student no longer needs communicative device to say “My name is...”

 Student make significant progress in learning to write his own name



Special Thanks to.....

 Dr. Sharon Olds

 Matt Klett

 Kim Moore

For administrative supervision throughout the
ESY experience!