

NORTH BOONE SCHOOL DISTRICT #200 - TREASURERS REPORT FOR March 2019

FUND	Cash Balance Begin. of Month	Receipts Actual	Investments Returned	Expenses Actual	Investments Purchased	Cash Balance End of Month	Investments End of Month	Total Cash & Investments
10 EDUCATION FUND	\$2,526,041.27	\$1,046,364.31	\$0.00	\$1,526,564.71	\$0.00	\$2,045,840.87	\$10,053,795.82	\$12,099,636.69
Money Market	(\$1,179,915.96)	\$999,720.48	\$0.00	\$1,000,000.00	\$0.00	(\$1,180,195.48)	\$0.00	(\$1,180,195.48)
Total Education	\$1,346,125.31	\$2,046,088.46	\$0.00	\$2,526,564.71	\$0.00	\$865,645.39	\$10,063,795.82	\$10,919,441.21
Coke Acct	\$8,627.94	\$3.66	\$0.00	\$0.00	\$0.00	\$8,631.60	\$0.00	\$8,631.60
Imprest	\$5,000.00	\$2,346.10		\$2,346.10		\$5,000.00		\$5,000.00
HRA	\$12,064.55			\$4,717.77	\$0.00	\$7,346.78		\$7,346.78
20 OPERATION AND MAINT	(\$308,952.57)	\$100,129.24	\$0.00	\$170,731.55	\$0.00	(\$379,554.88)	\$634,137.76	\$254,582.88
Money Market	\$390,000.00	\$100,000.00	\$0.00	\$100,000.00	\$0.00	\$390,000.00	\$0.00	\$390,000.00
Total Operation and Maint	\$81,047.43	\$200,129.24	\$0.00	\$270,731.55	\$0.00	\$10,445.12	\$634,137.76	\$644,582.88
30 DEBT SERVICES FUND	\$25,891.92	\$0.00	\$0.00	\$0.00	\$0.00	\$25,891.92	\$240,078.01	\$265,969.93
Money Market	\$0.00	\$0.00	\$0.00	\$0.00	\$0.00	\$0.00	\$0.00	\$0.00
Capital Development	\$0.00	\$0.00	\$0.00	\$0.00	\$0.00	\$0.00	\$12,615,673.64	\$12,615,673.64
Total Debt Service Funds	\$25,891.92	\$0.00	\$0.00	\$0.00	\$0.00	\$25,891.92	\$12,855,761.65	\$12,881,643.57
40 TRANSPORTATION FUND	(\$66,176.99)	\$90.00	\$0.00	\$92,270.28	\$0.00	(\$158,357.27)	\$880,099.13	\$721,741.86
Money Market	\$693,444.06		\$0.00		\$0.00	\$693,444.06	\$0.00	\$693,444.06
Total Transportation	\$627,267.07	\$90.00	\$0.00	\$92,270.28		\$535,086.79	\$880,099.13	\$1,415,185.92
50 IMRF FUND - IMRF	\$29,847.81	\$50,000.00		\$70,251.19	\$0.00	\$9,596.62	\$168,148.87	\$177,745.49
Money Market	\$35,000.57	\$75,000.00	\$0.00	\$50,000.00	\$0.00	\$60,000.57	\$0.00	\$60,000.57
	\$64,848.38	\$125,000.00	\$0.00	\$120,251.19	\$0.00	\$69,597.19	\$168,148.87	\$237,746.06
60 CAPITAL PROJECTS FUND	(\$295,552.40)	\$6,958.60	\$0.00	\$29,487.19	\$0.00	(\$318,080.99)	\$278,156.58	(\$39,924.41)
Money Market	\$305,000.00	\$25,000.00	\$0.00	\$0.00	\$0.00	\$330,000.00	\$0.00	\$330,000.00
Sales Tax	\$0.00	\$0.00	\$0.00	\$0.00	\$0.00	\$0.00	\$570,225.91	\$570,225.91
Total Capital Projects	\$9,447.60	\$31,958.60	\$0.00	\$29,487.19		\$11,919.01	\$848,382.49	\$860,301.50
70 WORKING CASH	\$12,757.32	\$0.00	\$0.00	\$0.00	\$0.00	\$12,757.32	\$877,454.35	\$890,211.67
Money Market	\$0.00	\$0.00	\$0.00	\$0.00	\$0.00	\$0.00	\$0.00	\$0.00
Total Working Cash	\$12,757.32	\$0.00	\$0.00	\$0.00		\$12,757.32	\$877,454.35	\$890,211.67
80 TORT FUND	\$29,007.55	\$0.00	\$0.00	\$0.00	\$0.00	\$29,007.55	\$260,793.17	\$289,800.72
Money Market	\$0.00	\$0.00	\$0.00	\$0.00	\$0.00	\$0.00	\$0.00	\$0.00
Total Tort Fund	\$29,007.55	\$0.00	\$0.00	\$0.00		\$29,007.55	\$260,793.17	\$289,800.72
90 BUILDING SAFETY FUND	\$28,890.54	\$0.00	\$0.00	\$0.00	\$0.00	\$28,890.54	\$68,435.56	\$97,326.10
Money Market	\$0.00	\$0.00	\$0.00	\$0.00	\$0.00	\$0.00	\$0.00	\$0.00
Total Money Market	\$28,890.54	\$0.00	\$0.00	\$0.00		\$28,890.54	\$68,435.56	\$97,326.10
TOTALS	\$2,225,283.12	\$2,403,266.29	\$0.00	\$3,039,304.92	\$0.00	\$1,610,219.21	\$26,646,998.80	\$28,257,218.01
Poplar Grove Money Market	\$ 1,464,781.57							
Poplar Grove Main Acct	\$ 285,799.29							
Poplar Grove - coke acct	\$ 8,631.60							
Total Bank Accounts	\$ 1,759,212.46							
minus outstanding checks	\$ 161,340.03							
HRA	\$ 7,346.78							
Imprest	\$ 5,000.00							
Total Cash	\$ 1,606,219.21							
PMA Investments	\$ 13,461,099.25							
PMA Capital Development	\$ 12,615,673.64							
PMA Sales tax (capital Proj)	\$ 570,225.91							
Total Investments	\$ 26,646,998.80							
Total Cash and Investments	\$ 28,252,218.01							

Board of Education President

Board of Education Secretary

Mark Olson, Treasurer

Date

NORTH BOONE CUSD 200
TREASURER'S REPORT BY BANK FOR MARCH, 2019
(INCLUDES PENDING TRANSACTIONS)

RUN: 04/18/19 10:20AM

PAGE: 1


BANK/FUND NAME	BANK	CASH BALANCE 03/01/19	INVESTMENT BALANCE 03/01/19	INVESTMENTS DEPOSITED THIS MONTH	INVESTMENTS RETURNS THIS MONTH	INVESTMENTS WITHDRAWN THIS MONTH	INVESTMENTS MADE THIS MONTH	CASH BALANCE 03/31/19	INVESTMENT BALANCE 03/31/19	CASH AND INVESTMENT 03/31/19	Y.T.D. INTEREST 03/31/19
<u>POPLAR GROVE STATE BANK</u>											
EDUCATION	01	2,526,041.27	0.00	1,046,364.31	0.00	1,526,564.71	0.00	2,045,840.87	0.00	2,045,840.87	20,185.89
OPERATIONS & MAINTENANCE	01	-308,952.57	0.00	100,129.24	0.00	170,731.55	0.00	-379,554.88	0.00	-379,554.88	90,158.53
BOND AND INTEREST	01	25,891.92	0.00	0.00	0.00	0.00	0.00	25,891.92	0.00	25,891.92	214,543.25
TRANSPORTATION	01	-66,176.99	0.00	90.00	0.00	92,270.28	0.00	-158,357.27	0.00	-158,357.27	19,056.01
MUNICIPAL RETIREMENT	01	29,847.81	0.00	50,000.00	0.00	70,251.19	0.00	9,596.62	0.00	9,596.62	4,226.15
SITE AND CONSTRUCTION	01	-295,552.40	0.00	6,958.60	0.00	29,487.19	0.00	-318,080.99	0.00	-318,080.99	86,839.23
WORKING CASH	01	12,757.32	0.00	0.00	0.00	0.00	0.00	12,757.32	0.00	12,757.32	12,781.95
TORT FUND	01	29,007.55	0.00	0.00	0.00	0.00	0.00	29,007.55	0.00	29,007.55	3,594.33
FIRE PREVENTION & SAFETY	01	28,890.54	0.00	0.00	0.00	0.00	0.00	28,890.54	0.00	28,890.54	943.03
TOTAL BANK		1,981,754.45	0.00	1,203,542.15	0.00	1,889,304.92	0.00	1,295,991.68	0.00	1,295,991.68	452,328.37
<u>PMA 30-17-121-605</u>											
BOND AND INTEREST	03	0.00	12,613,449.52	0.00	0.00	-2,224.12	2,224.12	0.00	12,615,673.64	12,615,673.64	0.00
<u>PMA 30-18-121-602</u>											
BOND AND INTEREST	04	0.00	239,553.97	0.00	0.00	-524.04	524.04	0.00	240,078.01	240,078.01	0.00
<u>POPLAR GROVE IMPREST</u>											
EDUCATION	05	5,000.00	0.00	2,338.10	0.00	2,338.10	0.00	5,000.00	0.00	5,000.00	0.00
TRANSPORTATION	05	0.00	0.00	8.00	0.00	8.00	0.00	0.00	0.00	0.00	0.00
TOTAL BANK		5,000.00	0.00	2,346.10	0.00	2,346.10	0.00	5,000.00	0.00	5,000.00	0.00
<u>MONEY MARKET</u>											
EDUCATION	06	-1,179,915.96	0.00	999,720.48	0.00	1,000,000.00	0.00	-1,180,195.48	0.00	-1,180,195.48	0.00
OPERATIONS & MAINTENANCE	06	390,000.00	0.00	100,000.00	0.00	100,000.00	0.00	390,000.00	0.00	390,000.00	0.00
TRANSPORTATION	06	693,444.06	0.00	0.00	0.00	0.00	0.00	693,444.06	0.00	693,444.06	0.00
MUNICIPAL RETIREMENT	06	35,000.57	0.00	75,000.00	0.00	50,000.00	0.00	60,000.57	0.00	60,000.57	0.00
SITE AND CONSTRUCTION	06	305,000.00	0.00	25,000.00	0.00	0.00	0.00	330,000.00	0.00	330,000.00	0.00
TOTAL BANK		243,528.67	0.00	1,199,720.48	0.00	1,150,000.00	0.00	293,249.15	0.00	293,249.15	0.00
<u>PMA INVESTMENT</u>											
EDUCATION	07	0.00	10,331,194.43	-300,000.00	300,000.00	-22,601.39	22,601.39	0.00	10,053,795.82	10,053,795.82	0.00
OPERATIONS & MAINTENANCE	07	0.00	732,535.28	-100,000.00	100,000.00	-1,602.48	1,602.48	0.00	634,137.76	634,137.76	0.00
TRANSPORTATION	07	0.00	878,178.04	0.00	0.00	-1,921.09	1,921.09	0.00	880,099.13	880,099.13	0.00

NORTH BOONE CUSD 200
TREASURER'S REPORT BY BANK FOR MARCH, 2019
(INCLUDES PENDING TRANSACTIONS)

RUN: 04/18/19 10:20AM

PAGE: 2

BANK/FUND NAME	BANK	CASH BALANCE 03/01/19	INVESTMENT BALANCE 03/01/19	INVESTMENTS DEPOSITED THIS MONTH	INVESTMENTS RETURNS THIS MONTH	INVESTMENTS WITHDRAWN THIS MONTH	INVESTMENTS MADE THIS MONTH	CASH BALANCE 03/31/19	INVESTMENT BALANCE 03/31/19	CASH AND INVESTMENT 03/31/19	Y.T.D. INTEREST 03/31/19
MUNICIPAL RETIREMEN	07	0.00	242,618.12	-75,000.00	75,000.00	-530.75	530.75	0.00	168,148.87	168,148.87	0.00
SITE AND CONSTRUCTIC	07	0.00	259,704.94	-25,000.00	25,000.00	-43,451.64	43,451.64	0.00	278,156.58	278,156.58	0.00
WORKING CASH	07	0.00	875,539.04	0.00	0.00	-1,915.31	1,915.31	0.00	877,454.35	877,454.35	0.00
TORT FUND	07	0.00	260,223.91	0.00	0.00	-569.26	569.26	0.00	260,793.17	260,793.17	0.00
FIRE PREVENTION & SA	07	0.00	68,286.18	0.00	0.00	-149.38	149.38	0.00	68,435.56	68,435.56	0.00
TOTAL BANK		0.00	13,648,279.94	-500,000.00	500,000.00	-72,741.30	72,741.30	0.00	13,221,021.24	13,221,021.24	0.00
<u>PMA FACILITY TAX ACCOUNT</u>											
SITE AND CONSTRUCTIC	08	0.00	569,158.12	0.00	0.00	-1,067.79	1,067.79	0.00	570,225.91	570,225.91	0.00
<u>PGSB-HRA</u>											
EDUCATION	10	12,064.55	0.00	0.00	0.00	4,717.77	0.00	7,346.78	0.00	7,346.78	0.00
<u>COKE ACCOUNT</u>											
EDUCATION	11	8,627.94	0.00	3.66	0.00	0.00	0.00	8,631.60	0.00	8,631.60	0.00
GRAND TOTALS		2,250,975.61	27,070,441.55	1,905,612.39	500,000.00	2,969,811.54	76,557.25	1,610,219.21	26,646,998.80	28,257,218.01	452,328.37



ISDLAF+ Monthly Statement

Statement for the Account of:
NORTH BOONE CUSD 200

(10720-206) CDB (Municipal Advisory Account)

Statement Period
Mar 1, 2019 to Mar 31, 2019

ACTIVITY SUMMARY

INVESTMENT POOL SUMMARY

	LIQ	MAX
Beginning Balance	\$738,175.96	\$434,272.20
Dividends	\$1,384.85	\$839.27
Credits	\$0.00	\$0.00
Checks Paid	\$0.00	\$0.00
Other Debits	\$0.00	\$0.00
Ending Balance	\$739,560.81	\$435,111.47
Average Monthly Rate	2.21%	2.28%

TOTAL LIQ AND MAX

\$1,174,672.28


TOTAL FIXED INCOME

\$11,441,001.36

ACCOUNT TOTAL

\$12,615,673.64

NORTH BOONE CUSD 200
MELISSA GEYMAN
6248 NORTH BOONE SCHOOL ROAD
POPLAR GROVE, IL 61065



NORTH BOONE CUSD 200

Statement Period

Mar 1, 2019 to Mar 31, 2019


TRANSACTION ACTIVITY

BEGINNING BALANCE

\$738,175.96

LIQUID CLASS ACTIVITY

Transaction	Trade Date	Settle Date	Description	Redemption/Debit	Purchase/Credit	Share Price	Shares this Transaction
2730561	03/31/19	03/31/19	Dividend Reinvest		\$1,384.85	\$1.00	1,384.850
TOTALS FOR PERIOD				0.00	\$1,384.85		1,384.850
ENDING BALANCE							\$739,560.81




NORTH BOONE CUSD 200

TRANSACTION ACTIVITY

Statement Period
Mar 1, 2019 to Mar 31, 2019

BEGINNING BALANCE							\$434,272.20
MAX CLASS ACTIVITY							
Transaction	Trade Date	Settle Date	Description	Redemption/Debit	Purchase/Credit	Share Price	Shares this Transaction
2731169	03/31/19	03/31/19	Dividend Reinvest		\$839.27	\$1.00	839.270
TOTALS FOR PERIOD				0.00	\$839.27		839.270
ENDING BALANCE							\$435,111.47



NORTH BOONE CUSD 200

Statement Period
Mar 1, 2019 to Mar 31, 2019

CURRENT PORTFOLIO

Type	Code	Holding ID	Trade	Settle	Maturity	Description	Cost	Rate	Face/Par	Market Value
LIQ				03/31/19		LIQ Account Balance	\$739,560.81	2.210%	\$739,560.81	\$739,560.81
MAX				03/31/19		MAX Account Balance	\$435,111.47	2.280%	\$435,111.47	\$435,111.47
CD	N	247645-1	10/20/17	10/20/17	11/29/19	FARMERS & MERCHANTS UNION BANK	\$156,300.00	1.543%	\$161,386.07	\$156,300.00
CD	N	247646-1	10/20/17	10/20/17	11/29/19	CFG COMMUNITY BANK	\$241,900.00	1.543%	\$249,771.53	\$241,900.00
CD	N	247647-1	10/20/17	10/20/17	11/29/19	PACIFIC WESTERN BANK	\$241,800.00	1.543%	\$249,686.38	\$241,800.00
DTC	N	33588-1	12/02/14	12/10/14	12/10/19	BMW Bank Of North America Certificate of Deposit (2.150%) 05580AAZ7	\$247,430.34	2.113%	\$247,000.00	\$246,607.27
SEC	15	33584-1	12/02/14	12/05/14	11/01/20	BARBERTON SD, OH TAXABLE (4.000%) 067203EN5	\$1,097,410.00	2.230%	\$1,000,000.00	\$1,018,580.00
SEC	15	33606-1	12/03/14	12/17/14	05/01/21	EAST GRAND RAPIDS MI TAXABLE (2.800%) 272497PJ1	\$943,029.30	2.560%	\$930,000.00	\$930,976.50
DTC	N	33589-1	12/02/14	12/10/14	12/10/21	Discover Bank Certificate of Deposit (2.550%) 254672EY0	\$247,453.50	2.458%	\$246,000.00	\$245,291.03
SEC	15	33605-1	12/03/14	12/17/14	05/01/22	EAST GRAND RAPIDS MI TAXABLE (3.000%) 272497PK8	\$1,523,835.00	2.760%	\$1,500,000.00	\$1,508,970.00
SEC	15	33625-1	12/05/14	12/16/14	12/01/22	PASSAIC CNTY NJ (2.700%) 702725ST0	\$462,295.40	2.630%	\$460,000.00	\$460,851.00
SEC	15	33639-1	12/08/14	12/11/14	12/01/22	Cook Cnty IL - 21614LBA4	\$212,684.10	3.705%	\$285,000.00	\$249,033.00
SEC	15	37304-1	05/03/16	05/06/16	12/01/22	Cook County School District No 162 Matteson (4.000%) 215291nf8	\$321,793.50	1.900%	\$285,000.00	\$300,922.95
SEC	15	37306-1	05/04/16	05/25/16	04/01/23	City of West Allis WI (2.000%) 951173NP4	\$402,168.00	1.915%	\$400,000.00	\$390,976.00
SEC	15	33604-1	12/03/14	12/17/14	05/01/23	EAST GRAND RAPIDS MI TAXABLE (3.150%) 272497PL6	\$449,099.20	2.870%	\$440,000.00	\$446,419.60
SEC	15	33650-1	12/10/14	12/15/14	07/15/23	Falmouth MA (4.000%) 306801H79	\$843,126.90	2.750%	\$770,000.00	\$812,696.50
SEC	15	33658-1	12/12/14	12/17/14	08/01/23	Long Beach CA (3.600%) 542411GS6	\$191,811.60	2.740%	\$180,000.00	\$187,218.00
SEC	15	33620-1	12/04/14	12/09/14	12/01/23	MACON & MOULTRIE CNTYS IL TAXABLE (5.000%) 555512GN6	\$272,124.50	2.690%	\$230,000.00	\$249,315.40
SEC	15	33626-1	12/05/14	12/16/14	12/01/23	PASSAIC CNTY NJ (2.875%) 702725SU7	\$502,355.00	2.815%	\$500,000.00	\$502,850.00
SEC	15	37305-1	05/04/16	05/25/16	04/01/24	City of West Allis WI (2.150%) 951173NQ2	\$402,156.00	2.075%	\$400,000.00	\$390,228.00
SEC	15	33656-1	12/12/14	12/23/14	07/01/24	Owensboro KY (3.250%) 690887QP2	\$499,445.10	3.140%	\$495,000.00	\$502,499.25

CURRENT PORTFOLIO

Type	Code	Holding ID	Trade	Settle	Maturity	Description	Cost	Rate	Face/Par	Market Value
SEC	15	33607-1	12/03/14	12/08/14	12/01/24	CITY OF ATLANTA GA TAXABLE (3.239%) 047772ZB7	\$257,515.00	2.890%	\$250,000.00	\$257,497.50
SEC	15	33623-1	12/04/14	12/09/14	12/01/24	BELLWOOD IL TAX EXEMPT (4.500%) 080023LJ1	\$324,523.80	2.890%	\$285,000.00	\$316,962.75
SEC	15	33627-1	12/05/14	12/16/14	12/01/24	PASSAIC CNTY NJ (3.000%) 702725SV5	\$517,641.95	2.940%	\$515,000.00	\$516,199.95
SEC	15	33648-1	12/09/14	12/23/14	12/01/24	Rock Island IL (3.100%) 772487P73	\$588,884.40	3.022%	\$585,000.00	\$582,736.05
DTC	N	33614-1	12/04/14	12/09/14	12/09/24	Hsbc Bank Usa, NA Certificate of Deposit (2.250%) 40434AQA0	\$246,048.07	3.216%	\$247,000.00	\$246,876.99
DTC	N	33590-1	12/02/14	12/10/14	12/10/24	Goldman Sachs Bank USA Certificate of Deposit (3.100%) 38148JEM9	\$248,170.70	2.997%	\$246,000.00	\$246,793.10
Totals for Period:							\$12,615,673.64		\$12,331,516.26	\$12,425,173.12

Weighted Average Portfolio Yield: 2.696 %
 Weighted Average Portfolio Maturity: 1,359.68 Days

Deposit Codes:
 N) Single FEIN

Security Codes:
 15) Municipal Bond

Portfolio Summary:

Type	Allocation (%)	Allocation (\$)	Description
LIQ	5.95%	\$739,560.81	Liquid Class Activity
MAX	3.50%	\$435,111.47	MAX Class Activity
CD	5.15%	\$640,000.00	Certificate of Deposit
DTC	7.93%	\$985,568.39	Certificate of Deposit
SEC	77.46%	\$9,624,932.45	Security (see applicable security code)


Note: Weighted Yield & Weighted Average Portfolio Maturity are calculated using "Market Value" and are only based on the fixed rate investments (excluding SDA investments).

"Cost" is comprised of the total amount you paid for the investment including any fees and commissions.

"Rate" is the Net Yield to Maturity.

"Face/Par" is the amount received at maturity.

"Market Value" reflects the market value as reported by an independent third-party pricing service. Certificates of Deposit and Commercial Paper and other assets for which market pricing is not readily available from a third-party pricing service are listed at "Cost".



ISDLAF+ Monthly Statement



About Your Account and Statement

Securities and municipal advisory brokerage services (investments purchased with proceeds from a municipal securities issuance), and investments cleared through our clearing firm, Pershing LLC, are offered through PMA Securities, Inc., a broker-dealer and municipal advisor registered with the SEC and MSRB, and a member of FINRA and SIPC. All other products and brokerage services are generally provided by PMA Financial Network, Inc. Thus, certificates of deposit ("CD"), savings deposit accounts ("SDA") and commercial paper ("CP") may be executed through either PMA entity, as applicable, depending on whether the investment was purchased with proceeds derived from municipal securities. PMA Securities, Inc. and PMA Financial Network, Inc. are operated under common ownership and are affiliated with Prudent Man Advisors, Inc.

Fixed Rate Investment Activity

This section shows all of the fixed term investments purchased and sold, maturities, interest received, and activity. This will include all CD, SDA, CP, securities and money market funds purchased through PMA Financial Network, Inc. or PMA Securities, Inc. as applicable. It also shows the approximate market value of each security whose price is obtained from an independent source believed to be reliable. However, PMA cannot guarantee their accuracy. This data is provided for informational purposes only. Listed values should not be interpreted as an offer to buy or sell at a specific price. CD's and CP are listed at their original cost. Redemption of a CD prior to maturity may result in early withdrawal penalties. Market values are based on the last day of the month for which this report date range is ending. If the run date of this report is prior to the end of the current month, the market values are listed as equivalent to the cost values.

ISDLAF + Activity

This section shows all of the activity in the Liquid and Max Class. The Average Rate represents the average net interest rate over the previous month which is then annualized. Income Summary represents the interest earned for the Month and Fiscal Year to Date.

Information regarding the ISDLAF+ investment objectives, risks, charges and expenses can be found in the ISDLAF+ information statement, which can be obtained at www.isdlafplus.com or by calling PMA at the phone number listed.

An investment in the Multi-Class Series or any Term Series is not a bank deposit and is not insured or guaranteed by the Federal Deposit Insurance Corporation or any other governmental or private agency. Although the Liquid Class and MAX Class of the Multi-Class Series each seeks to maintain a stable value of \$1.00 per share, it is possible to lose money by investing in the Multi-Class Series. It also is possible to lose money by investing in a Term Series, which may impose a substantial penalty for redemption prior to the full term of the Series.

Money Market Fund

The Rate shown for the money market fund represents the average net interest rate over the previous month which is then annualized. Information regarding the money market fund's investment objectives, risks, charges and expenses can be found in the money market fund's prospectus, which can be obtained by calling PMA at the phone numbers listed. The performance data featured represents past performance, which is no guarantee of future results. Investment returns will fluctuate. Current performance may be higher or lower than the performance data quoted. Please call PMA for the most recent performance figures.

The performance data featured represents past performance, which is no guarantee of future results. Investment returns will fluctuate. Current performance may be higher or lower than the performance data quoted. Please call PMA for the most recent performance figures.

Additional Disclosures

All funds, and/or securities are located and safe kept in an account under the client's name at their custodial bank. Any certificates of deposit listed are located in the client's name at the respective bank. Any money market fund shares are held directly with the money market fund. It is recommended that any oral communications be re-confirmed in writing to further protect your rights, including rights under the Securities Investor Protection Act.

Debt Securities

Some debt securities are subject to redemption prior to maturity. In the event of a partial or whole call of a security, the securities call will be automatically selected on a random basis as is customary in the securities industry. The probability that your securities will be selected is proportional to the amount of your holdings relative to the total holdings. Redemption prior to maturity could affect the yield represented. Additional information is available upon request.

A financial statement of PMA Securities, Inc. is available for inspection at its office or a copy will be mailed to you upon written request.

PLEASE ADVISE PMA AND OUR CLEARING FIRM, PERSHING LLC, IMMEDIATELY OF ANY INACCURACY OR DISCREPANCY ON YOUR STATEMENT. FOR A CHANGE OF ADDRESS OR QUESTIONS REGARDING YOUR ACCOUNT, PLEASE NOTIFY YOUR PMA REPRESENTATIVE. ANY ORAL COMMUNICATIONS SHOULD BE RE-CONFIRMED IN WRITING.


How to Contact PMA

Please call (630) 657-6400 or write to us at PMA, 2135 CityGate Lane, 7th Floor, Naperville, Illinois 60563.

How to Contact Pershing, LLC

Please call (201) 413-3330 or write to Pershing, LLC, One Pershing Plaza, Jersey City, New Jersey, 07399

In accordance with FINRA Rule 2267, PMA Securities, Inc. is providing the following information in the event you wish to contact FINRA. You may call (301) 590-6500 or write to FINRA at 1735 K Street NW, Washington, D.C. 20006-1500. In addition to the public disclosure number (800) 289-9999, FINRA provides an investor brochure which describes their Public Disclosure Program. Additional information is also available at www.finra.org.



ISDLAF+ Monthly Statement

Statement for the Account of:
NORTH BOONE CUSD 200

(10720-103) FACILITY TAX ACCOUNT

Statement Period
Mar 1, 2019 to Mar 31, 2019

ACTIVITY SUMMARY


INVESTMENT POOL SUMMARY	LIQ	MAX
Beginning Balance	\$569,158.12	\$0.00
Dividends	\$1,067.79	\$0.00
Credits	\$0.00	\$0.00
Checks Paid	\$0.00	\$0.00
Other Debits	\$0.00	\$0.00
Ending Balance	\$570,225.91	\$0.00
Average Monthly Rate	2.21%	2.28%

TOTAL LIQ AND MAX	\$570,225.91
--------------------------	---------------------

TOTAL FIXED INCOME	\$0.00
---------------------------	---------------

ACCOUNT TOTAL	\$570,225.91
----------------------	---------------------

NORTH BOONE CUSD 200
MELISSA GEYMAN
6248 NORTH BOONE SCHOOL ROAD
POPLAR GROVE, IL 61065




NORTH BOONE CUSD 200

TRANSACTION ACTIVITY

Statement Period
Mar 1, 2019 to Mar 31, 2019

BEGINNING BALANCE							\$569,158.12
LIQUID CLASS ACTIVITY							
Transaction	Trade Date	Settle Date	Description	Redemption/Debit	Purchase/Credit	Share Price	Shares this Transaction
2730604	03/31/19	03/31/19	Dividend Reinvest		\$1,067.79	\$1.00	1,067.790
TOTALS FOR PERIOD				0.00	\$1,067.79		1,067.790
ENDING BALANCE							\$570,225.91



NORTH BOONE CUSD 200

Statement Period
Mar 1, 2019 to Mar 31, 2019

CURRENT PORTFOLIO

Type	Code	Holding ID	Trade	Settle	Maturity	Description	Cost	Rate	Face/Par	Market Value
LIQ				03/31/19		LIQ Account Balance	\$570,225.91	2.210%	\$570,225.91	\$570,225.91
Totals for Period:							\$570,225.91		\$570,225.91	\$570,225.91

Weighted Average Portfolio Yield: 0.000 %
Weighted Average Portfolio Maturity: 0.00 Days

Portfolio Summary:

Type	Allocation (%)	Allocation (\$)	Description
LIQ	100.00%	\$570,225.91	Liquid Class Activity


Note: Weighted Yield & Weighted Average Portfolio Maturity are calculated using "Market Value" and are only based on the fixed rate investments (excluding SDA investments).

"Cost" is comprised of the total amount you paid for the investment including any fees and commissions.

"Rate" is the Net Yield to Maturity.

"Face/Par" is the amount received at maturity.

"Market Value" reflects the market value as reported by an independent third-party pricing service. Certificates of Deposit and Commercial Paper and other assets for which market pricing is not readily available from a third-party pricing service are listed at "Cost".



ISDLAF+ Monthly Statement



About Your Account and Statement

Securities and municipal advisory brokerage services (investments purchased with proceeds from a municipal securities issuance), and investments cleared through our clearing firm, Pershing LLC, are offered through PMA Securities, Inc., a broker-dealer and municipal advisor registered with the SEC and MSRB, and a member of FINRA and SIPC. All other products and brokerage services are generally provided by PMA Financial Network, Inc. Thus, certificates of deposit ("CD"), savings deposit accounts ("SDA") and commercial paper ("CP") may be executed through either PMA entity, as applicable, depending on whether the investment was purchased with proceeds derived from municipal securities. PMA Securities, Inc. and PMA Financial Network, Inc. are operated under common ownership and are affiliated with Prudent Man Advisors, Inc.

Fixed Rate Investment Activity

This section shows all of the fixed term investments purchased and sold, maturities, interest received, and activity. This will include all CD, SDA, CP, securities and money market funds purchased through PMA Financial Network, Inc. or PMA Securities, Inc. as applicable. It also shows the approximate market value of each security whose price is obtained from an independent source believed to be reliable. However, PMA cannot guarantee their accuracy. This data is provided for informational purposes only. Listed values should not be interpreted as an offer to buy or sell at a specific price. CD's and CP are listed at their original cost. Redemption of a CD prior to maturity may result in early withdrawal penalties. Market values are based on the last day of the month for which this report date range is ending. If the run date of this report is prior to the end of the current month, the market values are listed as equivalent to the cost values.

ISDLAF + Activity

This section shows all of the activity in the Liquid and Max Class. The Average Rate represents the average net interest rate over the previous month which is then annualized. Income Summary represents the interest earned for the Month and Fiscal Year to Date.

Information regarding the ISDLAF+ investment objectives, risks, charges and expenses can be found in the ISDLAF+ information statement, which can be obtained at www.isdlafplus.com or by calling PMA at the phone number listed.

An investment in the Multi-Class Series or any Term Series is not a bank deposit and is not insured or guaranteed by the Federal Deposit Insurance Corporation or any other governmental or private agency. Although the Liquid Class and MAX Class of the Multi-Class Series each seeks to maintain a stable value of \$1.00 per share, it is possible to lose money by investing in the Multi-Class Series. It also is possible to lose money by investing in a Term Series, which may impose a substantial penalty for redemption prior to the full term of the Series.

Money Market Fund

The Rate shown for the money market fund represents the average net interest rate over the previous month which is then annualized. Information regarding the money market fund's investment objectives, risks, charges and expenses can be found in the money market fund's prospectus, which can be obtained by calling PMA at the phone numbers listed. The performance data featured represents past performance, which is no guarantee of future results. Investment returns will fluctuate. Current performance may be higher or lower than the performance data quoted. Please call PMA for the most recent performance figures.

The performance data featured represents past performance, which is no guarantee of future results. Investment returns will fluctuate. Current performance may be higher or lower than the performance data quoted. Please call PMA for the most recent performance figures.

Additional Disclosures

All funds, and/or securities are located and safe kept in an account under the client's name at their custodial bank. Any certificates of deposit listed are located in the client's name at the respective bank. Any money market fund shares are held directly with the money market fund. It is recommended that any oral communications be re-confirmed in writing to further protect your rights, including rights under the Securities Investor Protection Act.

Debt Securities

Some debt securities are subject to redemption prior to maturity. In the event of a partial or whole call of a security, the securities call will be automatically selected on a random basis as is customary in the securities industry. The probability that your securities will be selected is proportional to the amount of your holdings relative to the total holdings. Redemption prior to maturity could affect the yield represented. Additional information is available upon request.

A financial statement of PMA Securities, Inc. is available for inspection at its office or a copy will be mailed to you upon written request.

PLEASE ADVISE PMA AND OUR CLEARING FIRM, PERSHING LLC, IMMEDIATELY OF ANY INACCURACY OR DISCREPANCY ON YOUR STATEMENT. FOR A CHANGE OF ADDRESS OR QUESTIONS REGARDING YOUR ACCOUNT, PLEASE NOTIFY YOUR PMA REPRESENTATIVE. ANY ORAL COMMUNICATIONS SHOULD BE RE-CONFIRMED IN WRITING.


How to Contact PMA

Please call (630) 657-6400 or write to us at PMA, 2135 CityGate Lane, 7th Floor, Naperville, Illinois 60563.

How to Contact Pershing, LLC

Please call (201) 413-3330 or write to Pershing, LLC, One Pershing Plaza, Jersey City, New Jersey, 07399

In accordance with FINRA Rule 2267, PMA Securities, Inc. is providing the following information in the event you wish to contact FINRA. You may call (301) 590-6500 or write to FINRA at 1735 K Street NW, Washington, D.C. 20006-1500. In addition to the public disclosure number (800) 289-9999, FINRA provides an investor brochure which describes their Public Disclosure Program. Additional information is also available at www.finra.org.



ISDLAF+ Monthly Statement

Statement for the Account of:
NORTH BOONE CUSD 200

(10720-101) GENERAL FUND

Statement Period
Mar 1, 2019 to Mar 31, 2019

ACTIVITY SUMMARY


INVESTMENT POOL SUMMARY	LIQ	MAX
Beginning Balance	\$1,517,342.53	\$294,845.75
Dividends	\$1,499.74	\$742.81
Credits	\$1,405,193.77	\$542,975.14
Checks Paid	\$0.00	\$0.00
Other Debits	(\$2,597,700.00)	\$0.00
Ending Balance	\$326,336.04	\$838,563.70
Average Monthly Rate	2.21%	2.28%

TOTAL LIQ AND MAX	\$1,164,899.74
--------------------------	-----------------------

TOTAL FIXED INCOME	\$12,296,199.51
---------------------------	------------------------

ACCOUNT TOTAL	\$13,461,099.25
----------------------	------------------------

NORTH BOONE CUSD 200
MELISSA GEYMAN
6248 NORTH BOONE SCHOOL ROAD
POPLAR GROVE, IL 61065



NORTH BOONE CUSD 200

Statement Period

Mar 1, 2019 to Mar 31, 2019

TRANSACTION ACTIVITY

BEGINNING BALANCE


\$1,517,342.53

LIQUID CLASS ACTIVITY

Transaction	Trade Date	Settle Date	Description	Redemption/Debit	Purchase/Credit	Share Price	Shares this Transaction
2715710	03/04/19	03/04/19	Phone Redemption for FRI	(\$247,700.00)		\$1.00	(247,700.000)
2717157	03/07/19	03/07/19	Fund Purchase from FRI Maturity SEC - 42869 - TREASURY BILL		\$400,000.00	\$1.00	400,000.000
2718487	03/08/19	03/08/19	Redemption for Term Series 20190611AB02	(\$500,000.00)		\$1.00	(500,000.000)
2718499	03/08/19	03/08/19	Redemption for Term Series 20190717AA02	(\$850,000.00)		\$1.00	(850,000.000)
2719355	03/12/19	03/12/19	Fund Purchase from FRI Interest SEC - 40591 - American Express Bank, Fsb Certificate of Deposit		\$2,143.49	\$1.00	2,143.490
2719357	03/12/19	03/12/19	Fund Purchase from FRI Interest SEC - 40592 - American Express Centurion Bank Certificate of Deposit		\$2,143.49	\$1.00	2,143.490
2720370	03/13/19	03/13/19	Fund Purchase from FRI Interest SEC - 40593 - Stearns Bank, NA Certificate of Deposit		\$315.17	\$1.00	315.170
2720992	03/14/19	03/14/19	Fund Purchase from FRI Maturity CD-261011-1 CORNERSTONE BANK - YORK NEBRASKA, NE		\$247,200.00	\$1.00	247,200.000
2720993	03/14/19	03/14/19	Fund Purchase from FRI Maturity CD-261012-1 PRUDENTIAL BANK, PA		\$247,200.00	\$1.00	247,200.000
2721138	03/14/19	03/14/19	Fund Purchase from FRI Interest CD-261011-1 CORNERSTONE BANK - YORK NEBRASKA, NE		\$2,727.89	\$1.00	2,727.890
2721139	03/14/19	03/14/19	Fund Purchase from FRI Interest CD-261012-1 PRUDENTIAL BANK, PA		\$2,726.66	\$1.00	2,726.660
2728098	03/27/19	03/27/19	Fund Purchase from FRI Interest SEC - 42610 - WELLS FARGO BANK NA		\$534.84	\$1.00	534.840
2728644	03/28/19	03/28/19	Fund Purchase from FRI Maturity CD-261009-1 T BANK, NA, TX		\$247,000.00	\$1.00	247,000.000
2728645	03/28/19	03/28/19	Fund Purchase from FRI Maturity CD-261010-1 ROCKFORD B&TC, IL		\$247,000.00	\$1.00	247,000.000
2728716	03/28/19	03/28/19	Fund Purchase from FRI Interest CD-261009-1 T BANK, NA, TX		\$2,933.03	\$1.00	2,933.030
2728717	03/28/19	03/28/19	Fund Purchase from FRI Interest CD-261010-1 ROCKFORD B&TC, IL		\$2,932.88	\$1.00	2,932.880

LIQUID CLASS ACTIVITY

Transaction	Trade Date	Settle Date	Description	Redemption/Debit	Purchase/Credit	Share Price	Shares this Transaction
2729294	03/28/19	03/28/19	Phone Wire Redemption	(\$500,000.00)		\$1.00	(500,000.000)
2729295	03/28/19	03/28/19	Phone Exchange Redemption	(\$500,000.00)		\$1.00	(500,000.000)
2729472	03/29/19	03/29/19	Fund Purchase from FRI Interest SEC - 40594 - The Bankers Bank Certificate of Deposit		\$336.32	\$1.00	336.320
2730367	03/31/19	03/31/19	Dividend Reinvest		\$1,499.74	\$1.00	1,499.740
TOTALS FOR PERIOD				(\$2,597,700.00)	\$1,406,693.51		(1,191,006.490)
ENDING BALANCE							\$326,336.04




NORTH BOONE CUSD 200

TRANSACTION ACTIVITY

Statement Period
Mar 1, 2019 to Mar 31, 2019

BEGINNING BALANCE							\$294,845.75
MAX CLASS ACTIVITY							
Transaction	Trade Date	Settle Date	Description	Redemption/Debit	Purchase/Credit	Share Price	Shares this Transaction
2721260	03/14/19	03/14/19	Harris Local Funds Purchase County Tax Payment		\$42,975.14	\$1.00	42,975.140
2729296	03/28/19	03/28/19	Phone Exchange Purchase		\$500,000.00	\$1.00	500,000.000
2730981	03/31/19	03/31/19	Dividend Reinvest		\$742.81	\$1.00	742.810
TOTALS FOR PERIOD				0.00	\$543,717.95		543,717.950
ENDING BALANCE							\$838,563.70




NORTH BOONE CUSD 200

SDA / MMA TRANSACTION ACTIVITY

Statement Period
Mar 1, 2019 to Mar 31, 2019

BANK OF CHINA			BEGINNING BALANCE			\$3,655,733.38
Transaction	Date		Deposits	Withdrawals	Interest / Adjust	Balance
201826	03/31/19	Interest			\$7,079.16	\$3,662,812.54
TOTALS FOR PERIOD			\$0.00	\$0.00	\$7,079.16	
ENDING BALANCE						\$3,662,812.54



NORTH BOONE CUSD 200


Statement Period

Mar 1, 2019 to Mar 31, 2019

FIXED INCOME INVESTMENTS

PURCHASES

Type	Holding ID	Trade	Settle	Maturity	Description	Cost	Rate	Face/Par
CD	266807-1	03/04/19	03/04/19	07/18/19	WESTERN ALLIANCE BANK / TORREY PINES BANK	\$247,700.00	2.361%	\$249,879.05
TS	267113-1	03/08/19	03/08/19	06/11/19	ISDLAF+ TERM SERIES	\$500,000.00	2.340%	\$503,045.21
TS	267124-1	03/08/19	03/08/19	07/17/19	ISDLAF+ TERM SERIES	\$850,000.00	2.350%	\$857,169.11
Totals for Period:						\$1,597,700.00		\$1,610,093.37




NORTH BOONE CUSD 200

FIXED INCOME INVESTMENTS

Statement Period
Mar 1, 2019 to Mar 31, 2019

MATURITIES

Type	M	Holding ID	Settle Date	Transaction Date	Maturity Date	Description	Cost	Face/Par
SEC	M	42869	09/13/18	03/07/19	03/07/19	SEC - 42869 - TREASURY BILL	\$395,825.28	\$400,000.00
CD	M	261011-1	09/12/18	03/14/19	03/14/19	CD-261011-1 CORNERSTONE BANK - YORK NEBRASKA, NE	\$247,200.00	\$249,927.89
CD	M	261012-1	09/12/18	03/14/19	03/14/19	CD-261012-1 PRUDENTIAL BANK, PA	\$247,200.00	\$249,926.66
CD	M	261009-1	09/12/18	03/28/19	03/28/19	CD-261009-1 T BANK, NA, TX	\$247,000.00	\$249,933.03
CD	M	261010-1	09/12/18	03/28/19	03/28/19	CD-261010-1 ROCKFORD B&TC, IL	\$247,000.00	\$249,932.88
Totals for Period:							\$1,384,225.28	\$1,399,720.46




NORTH BOONE CUSD 200

Statement Period

Mar 1, 2019 to Mar 31, 2019

FIXED INCOME INVESTMENTS

INTEREST				
Type	Holding ID	Transaction Date	Description	Interest
SEC	42869	03/07/19	TREASURY BILL	\$4,174.72
DTC	40591	03/12/19	SEC - 40591 - American Express Bank, Fsb Certificate of Deposit	\$2,143.49
DTC	40592	03/12/19	SEC - 40592 - American Express Centurion Bank Certificate of Deposit	\$2,143.49
DTC	40593	03/13/19	SEC - 40593 - Stearns Bank, NA Certificate of Deposit	\$315.17
CD	261011-1	03/14/19	CD-261011-1 CORNERSTONE BANK - YORK NEBRASKA, NE	\$2,727.89
CD	261012-1	03/14/19	CD-261012-1 PRUDENTIAL BANK, PA	\$2,726.66
DTC	42610	03/27/19	SEC - 42610 - WELLS FARGO BANK NA	\$534.84
CD	261009-1	03/28/19	CD-261009-1 T BANK, NA, TX	\$2,933.03
CD	261010-1	03/28/19	CD-261010-1 ROCKFORD B&TC, IL	\$2,932.88
DTC	40594	03/29/19	SEC - 40594 - The Bankers Bank Certificate of Deposit	\$336.32
SDA	201826	03/31/19	Savings Deposit Account - BANK OF CHINA	\$7,079.16
Totals for Period:				\$28,047.65



NORTH BOONE CUSD 200

Statement Period
Mar 1, 2019 to Mar 31, 2019

CURRENT PORTFOLIO

Type	Code	Holding ID	Trade	Settle	Maturity	Description	Cost	Rate	Face/Par	Market Value
LIQ				03/31/19		LIQ Account Balance	\$326,336.04	2.210%	\$326,336.04	\$326,336.04
MAX				03/31/19		MAX Account Balance	\$838,563.70	2.280%	\$838,563.70	\$838,563.70
SDA	6	201826-1		03/31/19		Savings Deposit Account - BANK OF CHINA	\$3,662,812.54	2.280%	\$3,662,812.54	\$3,662,812.54
CD	N	260352-1	08/30/18	08/30/18	04/24/19	BANK OF WASHINGTON	\$160,800.00	2.210%	\$163,107.46	\$160,800.00
CD	N	260353-1	08/30/18	08/30/18	04/24/19	BANK 7	\$246,400.00	2.210%	\$249,935.81	\$246,400.00
CD	N	260354-1	08/30/18	08/30/18	04/24/19	SERVISFIRST BANK	\$246,400.00	2.210%	\$249,935.81	\$246,400.00
CD	N	260355-1	08/30/18	08/30/18	04/24/19	TEXAS CAPITAL BANK	\$246,400.00	2.210%	\$249,935.81	\$246,400.00
CD	N	260350-1	08/30/18	08/30/18	05/23/19	BANK OF CHINA	\$245,900.00	2.241%	\$249,915.47	\$245,900.00
CD	N	260351-1	08/30/18	08/30/18	05/23/19	FRANKLIN SYNERGY BANK	\$245,900.00	2.240%	\$249,914.18	\$245,900.00
CD	N	239917-1	06/07/17	06/07/17	06/07/19	CIBC BANK USA / PRIVATE BANK - MI	\$242,600.00	1.474%	\$249,749.96	\$242,600.00
TS	10	267113-1	03/08/19	03/08/19	06/11/19	ISDLAF+ TERM SERIES	\$500,000.00	2.340%	\$503,045.21	\$500,000.00
DTC	N	39725-1	06/07/17	06/14/17	06/14/19	Capital One Bank (usa), National Association Certificate of Deposit (1.650%) 1404203K4	\$247,405.96	1.566%	\$247,000.00	\$246,636.17
CD	N	242315-1	07/06/17	07/06/17	07/08/19	KS STATEBANK / KANSAS STATE BANK OF MANHATTAN	\$242,400.00	1.508%	\$249,746.07	\$242,400.00
CD	N	257665-1	07/16/18	07/16/18	07/16/19	VALLEY NATIONAL BANK	\$244,000.00	2.430%	\$249,929.20	\$244,000.00
CD	N	257666-1	07/16/18	07/16/18	07/16/19	NEWBANK, NA	\$244,300.00	2.293%	\$249,900.58	\$244,300.00
TS	10	267124-1	03/08/19	03/08/19	07/17/19	ISDLAF+ TERM SERIES	\$850,000.00	2.350%	\$857,169.11	\$850,000.00
CD	N	266807-1	03/04/19	03/04/19	07/18/19	WESTERN ALLIANCE BANK / TORREY PINES BANK	\$247,700.00	2.361%	\$249,879.05	\$247,700.00
DTC	N	40128-1	07/27/17	08/03/17	08/05/19	Morgan Stanley Bank, National Association Certificate of Deposit (1.700%) 61747MXQ9	\$247,000.00	1.700%	\$247,000.00	\$246,408.44
DTC	N	40129-1	07/27/17	08/03/17	08/05/19	Morgan Stanley Private Bank, National Association Certificate of Deposit (1.700%) 61760ACL1	\$247,000.00	1.700%	\$247,000.00	\$246,408.44
DTC	N	40591-1	09/07/17	09/12/17	09/12/19	American Express Bank, Fsb Certificate of Deposit (1.750%) 02587CGE4	\$247,000.00	1.750%	\$247,000.00	\$246,269.13
DTC	N	40592-1	09/07/17	09/12/17	09/12/19	American Express Centurion Bank Certificate of Deposit (1.750%) 02587DZ35	\$247,000.00	1.750%	\$247,000.00	\$246,269.13

CURRENT PORTFOLIO

Type	Code	Holding ID	Trade	Settle	Maturity	Description	Cost	Rate	Face/Par	Market Value
DTC	N	40593-1	09/07/17	09/13/17	09/13/19	Stearns Bank, NA Certificate of Deposit (1.650%) 857894UHO	\$249,244.90	1.600%	\$249,000.00	\$248,156.89
DTC	N	38818-1	11/08/16	11/18/16	11/18/19	Washington Trust Company Of Westerly Certificate of Deposit (1.350%) 940637HW4	\$248,363.68	1.300%	\$248,000.00	\$246,315.58
DTC	N	40594-1	09/07/17	09/29/17	12/30/19	The Bankers Bank Certificate of Deposit (1.700%) 06610QDN8	\$249,330.10	1.640%	\$249,000.00	\$247,609.83
CD	N	257663-1	07/16/18	07/16/18	01/07/20	FIRST INTERNET BANK OF INDIANA	\$241,200.00	2.459%	\$249,981.35	\$241,200.00
CD	N	257664-1	07/16/18	07/16/18	01/07/20	SONABANK	\$241,100.00	2.492%	\$249,990.31	\$241,100.00
CDR	CDR	264694-1	01/10/19	01/10/19	01/09/20	UNITED BANK VA / Cardinal Bank	\$242,194.31	2.599%	\$248,454.54	\$242,194.31
CDR	CDR	264694-2	01/10/19	01/10/19	01/09/20	Signature Bank	\$242,194.31	2.599%	\$248,454.54	\$242,194.31
CDR	CDR	264694-3	01/10/19	01/10/19	01/09/20	Bank of America, National Association	\$242,194.31	2.599%	\$248,454.54	\$242,194.31
CDR	CDR	264694-4	01/10/19	01/10/19	01/09/20	Peoples Bank	\$242,194.31	2.599%	\$248,454.54	\$242,194.31
CDR	CDR	264694-5	01/10/19	01/10/19	01/09/20	Bath State Bank	\$31,222.76	2.599%	\$32,029.82	\$31,222.76
CD	N	235546-1	02/02/17	02/02/17	02/03/20	GREAT MIDWEST BANK	\$239,000.00	1.357%	\$248,854.83	\$239,000.00
DTC	N	42609-1	07/16/18	07/19/18	07/20/20	ALLY BANK (2.700%) 02007GDW0	\$246,000.00	2.700%	\$246,000.00	\$246,713.40
DTC	N	42610-1	07/16/18	07/27/18	07/27/20	WELLS FARGO BANK NA (2.800%) 949763SP2	\$249,242.33	2.750%	\$249,000.00	\$250,067.21
CD	N	264648-1	01/04/19	01/04/19	01/04/21	FIRST BANK OF OHIO	\$236,000.00	2.793%	\$249,198.66	\$236,000.00
CD	N	264649-1	01/04/19	01/04/19	01/04/21	FINANCIAL FEDERAL BANK	\$235,700.00	2.850%	\$249,153.31	\$235,700.00
Totals for Period:							\$13,461,099.25		\$13,598,902.44	\$13,454,366.50

Weighted Average Portfolio Yield: 2.327 %

Weighted Average Portfolio Maturity: 192.59 Days

Portfolio Summary:

Type	Allocation (%)	Allocation (\$)	Description
LIQ	2.43%	\$326,336.04	Liquid Class Activity
MAX	6.23%	\$838,563.70	MAX Class Activity
CD	28.29%	\$3,805,800.00	Certificate of Deposit
CDR	7.43%	\$1,000,000.00	Certificate of Deposit
DTC	18.36%	\$2,470,854.22	Certificate of Deposit
SDA	27.22%	\$3,662,812.54	Savings Deposit Account
TS	10.03%	\$1,350,000.00	Term Series

Note: Weighted Yield & Weighted Average Portfolio Maturity are calculated using "Market Value" and are only based on the fixed rate investments (excluding SDA investments).

"Cost" is comprised of the total amount you paid for the investment including any fees and commissions.

"Rate" is the Net Yield to Maturity.

"Face/Par" is the amount received at maturity.

"Market Value" reflects the market value as reported by an independent third-party pricing service. Certificates of Deposit and Commercial Paper and other assets for which market pricing is not readily available from a third-party pricing service are listed at "Cost".


Deposit Codes:

6) Promontory-BOC

10) Term Series

N) Single FEIN

CDR) CDARS Placement



ISDLAF+ Monthly Statement



About Your Account and Statement

Securities and municipal advisory brokerage services (investments purchased with proceeds from a municipal securities issuance), and investments cleared through our clearing firm, Pershing LLC, are offered through PMA Securities, Inc., a broker-dealer and municipal advisor registered with the SEC and MSRB, and a member of FINRA and SIPC. All other products and brokerage services are generally provided by PMA Financial Network, Inc. Thus, certificates of deposit ("CD"), savings deposit accounts ("SDA") and commercial paper ("CP") may be executed through either PMA entity, as applicable, depending on whether the investment was purchased with proceeds derived from municipal securities. PMA Securities, Inc. and PMA Financial Network, Inc. are operated under common ownership and are affiliated with Prudent Man Advisors, Inc.

Fixed Rate Investment Activity

This section shows all of the fixed term investments purchased and sold, maturities, interest received, and activity. This will include all CD, SDA, CP, securities and money market funds purchased through PMA Financial Network, Inc. or PMA Securities, Inc. as applicable. It also shows the approximate market value of each security whose price is obtained from an independent source believed to be reliable. However, PMA cannot guarantee their accuracy. This data is provided for informational purposes only. Listed values should not be interpreted as an offer to buy or sell at a specific price. CD's and CP are listed at their original cost. Redemption of a CD prior to maturity may result in early withdrawal penalties. Market values are based on the last day of the month for which this report date range is ending. If the run date of this report is prior to the end of the current month, the market values are listed as equivalent to the cost values.

ISDLAF + Activity

This section shows all of the activity in the Liquid and Max Class. The Average Rate represents the average net interest rate over the previous month which is then annualized. Income Summary represents the interest earned for the Month and Fiscal Year to Date.

Information regarding the ISDLAF+ investment objectives, risks, charges and expenses can be found in the ISDLAF+ information statement, which can be obtained at www.isdlafplus.com or by calling PMA at the phone number listed.

An investment in the Multi-Class Series or any Term Series is not a bank deposit and is not insured or guaranteed by the Federal Deposit Insurance Corporation or any other governmental or private agency. Although the Liquid Class and MAX Class of the Multi-Class Series each seeks to maintain a stable value of \$1.00 per share, it is possible to lose money by investing in the Multi-Class Series. It also is possible to lose money by investing in a Term Series, which may impose a substantial penalty for redemption prior to the full term of the Series.

Money Market Fund

The Rate shown for the money market fund represents the average net interest rate over the previous month which is then annualized. Information regarding the money market fund's investment objectives, risks, charges and expenses can be found in the money market fund's prospectus, which can be obtained by calling PMA at the phone numbers listed. The performance data featured represents past performance, which is no guarantee of future results. Investment returns will fluctuate. Current performance may be higher or lower than the performance data quoted. Please call PMA for the most recent performance figures.

The performance data featured represents past performance, which is no guarantee of future results. Investment returns will fluctuate. Current performance may be higher or lower than the performance data quoted. Please call PMA for the most recent performance figures.

Additional Disclosures

All funds, and/or securities are located and safe kept in an account under the client's name at their custodial bank. Any certificates of deposit listed are located in the client's name at the respective bank. Any money market fund shares are held directly with the money market fund. It is recommended that any oral communications be re-confirmed in writing to further protect your rights, including rights under the Securities Investor Protection Act.

Debt Securities

Some debt securities are subject to redemption prior to maturity. In the event of a partial or whole call of a security, the securities call will be automatically selected on a random basis as is customary in the securities industry. The probability that your securities will be selected is proportional to the amount of your holdings relative to the total holdings. Redemption prior to maturity could affect the yield represented. Additional information is available upon request.

A financial statement of PMA Securities, Inc. is available for inspection at its office or a copy will be mailed to you upon written request.

PLEASE ADVISE PMA AND OUR CLEARING FIRM, PERSHING LLC, IMMEDIATELY OF ANY INACCURACY OR DISCREPANCY ON YOUR STATEMENT. FOR A CHANGE OF ADDRESS OR QUESTIONS REGARDING YOUR ACCOUNT, PLEASE NOTIFY YOUR PMA REPRESENTATIVE. ANY ORAL COMMUNICATIONS SHOULD BE RE-CONFIRMED IN WRITING.

How to Contact PMA

Please call (630) 657-6400 or write to us at PMA, 2135 CityGate Lane, 7th Floor, Naperville, Illinois 60563.

How to Contact Pershing, LLC

Please call (201) 413-3330 or write to Pershing, LLC, One Pershing Plaza, Jersey City, New Jersey, 07399

In accordance with FINRA Rule 2267, PMA Securities, Inc. is providing the following information in the event you wish to contact FINRA. You may call (301) 590-6500 or write to FINRA at 1735 K Street NW, Washington, D.C. 20006-1500. In addition to the public disclosure number (800) 289-9999, FINRA provides an investor brochure which describes their Public Disclosure Program. Additional information is also available at www.finra.org.

NORTH BOONE CUSD #200

PMA ACCOUNTS

March 31, 2019

[illegible]

Education Fund									
March 2019									
Date	Description		Receipt Number	comments	Received	Expenses	Balance	set trans	bankcard
10-19-121-600	Balance Forward - checking						\$ 2,526,041.27		
contra acct	10-19-112-00							\$ 200.00	\$ 40.00
								\$ 261.00	\$ 310.00
								\$ 160.00	\$ 100.00
03/01/19	10-19-000000-0-1100-223-00	IMRF Retiree Insurance Payment	ACH	G. O'Malley & J. Saunders	\$ 1,446.65			\$ 247.20	\$ 60.00
03/01/19	10-19-000000-0-1100-223-00	Retiree Insurance Payment	550	Sara Istad	\$ 92.88			\$ 202.70	\$ 50.00
03/06/19	10-19-1611000-1-00	HS Lunch	524		\$ 113.00			\$ 490.00	\$ 355.30
03/01/19	10-19-1611000-1-00	HS Lunch	527		\$ 137.00			\$ 162.00	\$ 509.00
03/01/19	10-19-1611000-1-00	HS Lunch	528		\$ 145.00			\$ 339.00	\$ 129.00
03/01/19	10-19-1611000-1-00	HS Lunch	525		\$ 265.00			\$ 184.75	\$ 250.00
03/01/19	10-19-1611000-1-00	HS Lunch	526		\$ 287.95			\$ 335.50	\$ 320.90
03/01/19	10-19-161100-5-00	UE Lunch	3282		\$ 338.95			\$ 75.00	\$ 20.00
03/01/19	10-19-1611000-3-00	MES Lunch	2491		\$ 458.80			\$ 310.20	\$ 50.00
03/01/19	10-19-181100-3-00	MES Registration	2491	2018-2019	\$ 50.00			\$ 105.90	\$ 664.44
03/01/19	10-19-181100-7-00	MS Laptop	2895		\$ 12.50			\$ 292.65	
03/01/19	10-19-171100-7-00	MS Athletic Admissions	2895	Girls BB 2-25-19	\$ 61.00			\$ 202.35	
03/01/19	10-19-171100-7-00	MS Athletic Admissions	2895	Girls BB 2-27-19	\$ 56.00			\$ 420.00	
03/01/19	10-19-171100-7-00	MS Athletic Admissions	2895	Girls BB 2-28-19	\$ 161.00			\$ 245.45	\$ 2,858.64
03/01/19	10-19-161100-7-00	MS Lunch	2895		\$ 435.65			\$ 570.50	
03/01/19	10-19-161100-4-00	PGE Lunch	708		\$ 486.20			\$ 175.00	
03/01/19	10-19-161100-7-00	MS Lunch	708		\$ 12.00			\$ 313.00	
03/01/19	10-19-1611000-1-00	HS Lunch	708		\$ 53.00			\$ 33.00	
03/01/19	10-19-181100-4-00	PGE Registration	708	2018/2019	\$ 37.50			\$ 379.90	
03/01/19	10-19-181100-4-00	PGE Registration	708	2019/2020	\$ 150.00			\$ 273.00	
03/06/19		Redeposit NSF Check	551	Cheri Kloeckner	\$ 75.00			\$ 395.35	
03/06/19	10-19-499100-0-00	St of IL	553	Healthcare & Family Serv.	\$ 1,747.47			\$ 284.00	
3/7/2019		Redeposit Payroll		Lisa Richard acct # wrong	\$ 75.47			\$ 515.00	
3/18/2019		Reversal of Payroll Direct Dep		Lisa Richard acct # wrong	\$ 75.47			\$ 70.00	
3/8/2019	10-19-1611000-1-00	HS Lunch	533		\$ 117.00			\$ 130.75	
3/8/2019	10-19-1611000-1-00	HS Lunch	529		\$ 184.00			\$ 316.46	
3/8/2019	10-19-1611000-1-00	HS Lunch	530		\$ 228.25			\$ 336.00	
3/8/2019	10-19-1611000-1-00	HS Lunch	532		\$ 363.50			\$ 25.00	
3/8/2019	10-19-1611000-1-00	HS Lunch	531		\$ 386.50			\$ 325.00	
3/8/2019	10-19-1611000-3-00	MES Lunch	2492		\$ 476.75			\$ 60.00	
3/8/2019	10-19-1811000-3-00	MES Registration	2492		\$ 10.00			\$ 70.00	
3/8/2019	10-19-1611000-4-00	PGE Lunch	709		\$ 493.00			\$ 365.00	
3/8/2019	10-19-1620000-0-00	Adult Lunch	709		\$ 1.65			\$ 202.75	
3/8/2019	10-19-1611000-1-00	HS Lunch	709		\$ 55.00			\$ 215.00	
3/8/2019	10-19-1611000-7-00	MS Lunch	709		\$ 15.00			\$ 336.00	
3/8/2019	10-19-1811000-7-00	MS Registration	2896	Past Reg	\$ 140.00			\$ 50.00	
3/8/2019	10-19-1722000-7-00	MS Athletic Fees	2896		\$ 210.00			\$ 274.00	
03/08/19	10-19-1611000-7-00	MS Lunch	2896		\$ 725.00			\$ 225.00	
03/13/19	10-19-161100-2-00	CES Lunch	173		\$ 998.50			\$ 80.00	
03/13/19	10-19-1620000-0-00	Adult Lunch	173		\$ 84.25				
03/13/19	10-19-1811000-2-00	CES Registration	173	2019-2020	\$ 55.00			\$ 10,253.41	
03/14/19	10-19-000000-1-1400-410-0	NBHS Refund Activity Fund BB	558	BB	\$ 47.26				
03/14/19	10-19-000000-0-1100-223-00	Retired Insurance	557	Margaret Klein	\$ 97.12				
03/14/19	10-19-1811000-1-00	HS Registration	556	Dunn & Geiger Payment	\$ 284.00				
03/14/19	10-19-1811000-5-00	UE Registration	556	Dunn Payment	\$ 100.00				
03/14/19	10-19-000000-1-1500-332-00	Reimbursement for State Comp.	560		\$ 585.04				
03/14/19	10-19-000000-1-1500-410-00	HS Athletics General Supplies	554	Softball Uniforms	\$ 1,200.00				
03/14/19	10-19-123000-0-00	St of IL Personal Property Replacem	555		\$ 5,159.95				
03/15/19	10-19-1611000-1-00	HS Lunch	537		\$ 84.00				
03/15/19	10-19-1611000-1-00	HS Lunch	538		\$ 86.00				
03/15/19	10-19-1611000-1-00	HS Lunch	534		\$ 146.00				
03/15/19	10-19-1611000-1-00	HS Lunch	536		\$ 271.00				
03/15/19	10-19-1611000-1-00	HS Lunch	535		\$ 424.00				
03/15/19	10-19-1611000-3-00	MES Lunch	2493		\$ 539.00				
03/15/19	10-19-1611000-7-00	MS Lunch	2897		\$ 315.85				
03/15/19	10-19-1722000-7-00	MS Athletic Fees	2897		\$ 140.00				
03/15/19	10-19-181100-7-00	MS Laptop	2897		\$ 37.50				
03/15/19	10-19-1811000-7-00	MS Registration	2897	18-19 fees	\$ 75.00				
03/15/19	10-19-1811000-7-00	MS Registration	2897	Report Card Envelope	\$ 1.00				
03/15/19	10-19-1811000-5-00	UE Registration	3283		\$ 55.00				
03/15/19	10-19-161100-5-00	UE Lunch	3283		\$ 661.85				
03/15/19	10-19-1611000-4-00	PGE Lunch	710		\$ 615.20				
03/15/19	10-19-1611000-7-00	MS Lunch	710		\$ 20.00				
03/15/19	10-19-1611000-1-00	HS Lunch	710		\$ 58.55				
03/15/19	10-19-1620000-0-00	Adult Lunch	710		\$ 56.70				
03/15/19	10-19-199900-0-00	Fees	710		\$ 3.00				
03/15/19	10-19-181100-1-00	HS Registration	465		\$ 912.50				
03/15/19	10-19-172300-1-00	HS Parking	465		\$ 200.00				
03/15/19	10-19-172000-1-00	HS Athletic Fees	465	Soccer	\$ 400.00				
03/15/19	10-19-172000-1-00	HS Athletic Fees	465	Dance	\$ 50.00				
03/15/19	10-19-172000-1-00	HS Athletic Fees	465	Baseball	\$ 450.00				
03/15/19	10-19-172000-1-00	HS Athletic Fees	465	Softball	\$ 200.00				
03/15/19	10-19-172000-1-00	HS Athletic Fees	465	Track	\$ 1,410.00				
03/15/19	10-19-181100-1-00	HS Registration	465	AP Exam	\$ 94.00				
03/15/19	10-19-172000-1-00	HS Club	465	FFA	\$ 70.00				
03/15/19	10-19-172000-1-00	HS Club	465		\$ 100.00				
03/15/19	10-19-181100-1-00	HS Registration	465	PE Uniform	\$ 10.00				
03/15/19	10-19-199900-0-00	HS Misc Revenue	465	Past Reg, AP Exams	\$ 1,634.50				
03/22/19	10-19-181100-1-00	HS Registration	466		\$ 250.00				
03/22/19	10-19-172300-1-00	HS Parking	466		\$ 25.00				
03/22/19	10-19-172000-1-00	HS Athletic Fees	466	Soccer	\$ 500.00				
03/22/19	10-19-172000-1-00	HS Athletic Fees	466	FB/BB Cheer	\$ 50.00				
03/22/19	10-19-172000-1-00	HS Athletic Fees	466	Baseball	\$ 750.00				
03/22/19	10-19-172000-1-00	HS Athletic Fees	466	Softball	\$ 500.00				
03/22/19	10-19-172000-1-00	HS Athletic Fees	466	Track	\$ 810.00				
03/22/19	10-19-172000-1-00	HS FFA	466		\$ 70.00				
03/22/19	10-19-172000-1-00	HS Club	466		\$ 20.00				

03/22/19	10-19-161100-1-00	HS Student Lunches	466		\$	20.00			
03/22/19	10-19-181100-1-00	HS Registration	466	Prior year 15-16	\$	5.00			
03/22/19	10-19-172000-1-00	HS Club Natural Helpers	466	Prior year 17-18	\$	10.00			
03/22/19	10-19-199900-0-00	HS Misc Revenue	467		\$	11.00			
03/22/19	10-19-161100-5-00	UE Lunch	3285		\$	187.35			
03/22/19	10-19-181100-7-00	MS Laptop	2898		\$	12.50			
03/22/19	10-19-1811000-7-00	MS Registration	2898	Report Card Envelope	\$	2.00			
03/22/19	10-19-1722000-7-00	MS Athletic Fees	2898		\$	105.00			
03/22/19	10-19-1611000-7-00	MS Lunch	2898		\$	228.60			
03/22/19	10-19-1811000-3-00	MES Registration	2494	2018-2019 Reg.	\$	70.00			
03/22/19	10-19-1611000-3-00	MES Lunch	2494		\$	347.25			
03/22/19	10-19-1611000-4-00	PGE Lunch	712		\$	581.65			
03/22/19	10-19-1611000-1-00	HS Lunch	542		\$	98.00			
03/22/19	10-19-1611000-1-00	HS Lunch	540		\$	237.00			
03/22/19	10-19-1611000-1-00	HS Lunch	539		\$	264.00			
03/22/19	10-19-1611000-1-00	HS Lunch	543		\$	46.00			
03/22/19	10-19-1611000-1-00	HS Lunch	541		\$	141.00			
	10-19-161100-0-00	Set Trans			\$	10,253.41			
	10-19-161100-1-00	Misc Credit Card Charges	CC		\$	2,858.64			
3/22/2019	10-19-121-601	transferred in from MM	Transfer		\$	150,000.00			
3/25/2019	10-19-121-601	transferred in from MM	Transfer		\$	50,000.00			
3/26/2019	10-19-121-601	transferred in from MM	Transfer		\$	50,000.00			
3/27/2019	10-19-121-601	transferred in from MM	Transfer		\$	50,000.00			
3/28/2019	10-19-121-601	transferred in from MM	Transfer		\$	700,000.00			
		Bills PD Payroll & AP totals for March 2019				\$	691,909.69		
3/1/2019		March Payroll 03/01/19				\$	272,345.48		
3/15/2019		March Payroll 03/15/19				\$	274,506.65		
3/29/2019		March Payroll 03/29/19				\$	287,234.79		
		Credit Card Fee			\$	86.63			
		reversal set tran			\$	336.00			
		reversal set tran			\$	70.00			
		Pay roll return due to wrong routing #			\$	75.47			
					\$1,048,364.31	\$ 1,526,564.71	\$ 2,045,840.87		
10-19-121-601		Balance Forward						(1,179,915.96)	
3/11/2019	10-19-300100-0-00	State of IL - Evidence Based Funding	ACH		\$	335,189.08			
3/15/2019	10-19-421000-0-00	State of IL - National School Lunch	ACH		\$	28,676.92			
3/21/2019	10-19-300100-0-00	State of IL - Evidence Based Funding	ACH		\$	335,189.08			
3/30/2019	10-19-151000-0-00	Interest			\$	665.40			
	10-19-121-602	Wire IL Dist Liquid Asset Fund	Transfer		\$	300,000.00			
3/15/2019	10-19-121-601	transferred in from MM	Transfer						
3/22/2019	10-19-121-601	transferred in from MM	Transfer			\$	150,000.00		
3/25/2019	10-19-121-601	transferred in from MM	Transfer			\$	50,000.00		
3/26/2019	10-19-121-601	transferred in from MM	Transfer			\$	50,000.00		
3/27/2019	10-19-121-601	transferred in from MM	Transfer			\$	50,000.00		
3/28/2019	10-19-121-601	transferred in from MM	Transfer			\$	700,000.00		
	10-19-121-601	transferred in from MM	Transfer						
					\$ 999,720.48	\$ 1,000,000.00	(1,180,195.48)		
10-19-121-603		Balance Forward					\$	8,627.94	
3/31/2019	10-19-151000-0-00	Interest			\$	3.66			
					\$	3.66	\$ -	\$ 8,631.60	
					\$2,046,367.97	\$ 2,526,564.71	\$ 1,354,753.25		
10-19-112-111		Balance Forward					\$	12,064.55	
3/8/2019		Diversified Benefits HRA Claim	Shannon Eaton		\$	688.76			
3/11/2019		Diversified Benefits HRA Claim	Shannon Eaton		\$	242.78			
3/11/2019		Diversified Benefits HRA Claim	Kaylee Peterson		\$	901.90			
3/11/2019		Diversified Benefits HRA Claim	Tracy Schabacker		\$	735.97			
3/22/2019		Diversified Benefits HRA Claim	Sarah Parker		\$	1,126.00			
3/29/2019		Diversified Benefits HRA Claim	Lindsey Keppel		\$	612.36			
3/29/2019		Diversified Benefits HRA Claim	Jason McLee		\$	410.00			
					\$ -	\$ 4,717.77	\$ 7,346.78		
		Total Education Fund			\$ 2,046,088.45	\$ 2,521,846.94	\$ 874,276.99		