

NORTH BOONE SCHOOL DISTRICT #200 - TREASURERS REPORT FOR December 2018

FUND	Cash Balance Begin. of Month	Receipts Actual	Investments Returned	Expense Actual	Investments Purchased	Cash Balance End of Month	Investments End of Month	Total Cash & Investments
10 EDUCATION FUND	\$1,574,427.92	\$1,180,361.11	\$0.00	\$1,078,504.75	\$0.00	\$1,676,284.26	\$11,971,811.83	\$13,647,896.11
Coke Acct	\$8,818.06	\$2.93	\$0.00	\$0.00	\$0.00	\$8,820.99	\$0.00	\$8,820.99
Money Market	(\$1,061,587.03)	\$733,053.33	\$0.00	\$1,160,000.00	\$0.00	(\$1,478,513.70)	\$0.00	(\$1,478,513.70)
Total Education	\$521,478.95	\$1,913,417.37	\$0.00	\$2,228,504.75	\$0.00	\$206,391.57	\$11,971,811.83	\$12,178,003.40
HRA	\$12,130.15			\$2,547.39		\$9,582.76		\$9,582.76
20 OPERATION AND MAINT	(\$272,467.00)	\$24,765.58	\$0.00	\$157,288.33	\$0.00	(\$404,989.83)	\$1,078,598.79	\$673,608.96
Money Market	\$416,204.66		\$0.00		\$0.00	\$416,204.66	\$0.00	\$416,204.66
Total Operation and Maint	\$143,737.58	\$24,765.58	\$0.00	\$157,288.33	\$0.00	\$11,214.83	\$1,078,598.79	\$1,089,813.62
30 DEBT SERVICES FUND	\$15,645.13	\$0.00	\$0.00	\$475.00	\$0.00	\$15,170.13	\$238,458.81	\$253,628.94
Money Market	\$3,186.00	\$0.00	\$0.00	\$0.00	\$0.00	\$3,186.00	\$0.00	\$3,186.00
Capital Development	\$0.00	\$0.00	\$0.00	\$0.00	\$0.00	\$0.00	\$12,582,495.32	\$12,582,495.32
Total Debt Service Funds	\$18,831.13	\$0.00	\$0.00	\$475.00	\$0.00	\$18,356.13	\$12,620,954.13	\$12,639,310.26
40 TRANSPORTATION FU	(\$373,835.49)		\$0.00	\$387,313.93	\$0.00	(\$761,149.42)	\$1,423,239.95	\$662,090.53
Money Market	\$777,224.83		\$0.00		\$0.00	\$777,224.83	\$0.00	\$777,224.83
Total Transportation	\$403,389.34	\$0.00	\$0.00	\$387,313.93	\$0.00	\$16,076.41	\$1,423,239.95	\$1,439,316.36
50 IMRF FUND - IMRF	(\$105,531.38)		\$0.00	\$50,448.14	\$0.00	(\$155,979.50)	\$291,425.02	\$135,445.52
Money Market	\$238,013.57		\$0.00		\$0.00	\$238,013.57	\$0.00	\$238,013.57
	\$132,482.21	\$0.00	\$0.00	\$50,448.14	\$0.00	\$82,034.67	\$291,425.02	\$373,459.69
60 CAPITAL PROJECTS FU	(\$277,782.99)		\$0.00	\$26,020.58	\$0.00	(\$303,803.57)	\$233,020.54	(\$70,783.03)
Money Market	\$322,845.77		\$0.00		\$0.00	\$322,845.77	\$0.00	\$322,845.77
Sales Tax	\$0.00	\$0.00	\$0.00	\$0.00	\$0.00	\$0.00	\$567,097.46	\$567,097.46
Total Capital Projects	\$45,062.78	\$0.00	\$0.00	\$26,020.58	\$0.00	\$19,042.20	\$800,118.00	\$819,160.20
70 WORKING CASH	\$1,654.92		\$0.00	\$0.00	\$0.00	\$1,654.92	\$871,536.38	\$873,191.30
Money Market	\$10,902.31	\$0.00	\$0.00	\$0.00	\$0.00	\$10,902.31	\$0.00	\$10,902.31
Total Working Cash	\$12,557.23	\$0.00	\$0.00	\$0.00	\$0.00	\$12,557.23	\$871,536.38	\$884,093.61
80 TORT FUND	\$27,818.74	\$0.01	\$0.00		\$0.00	\$27,818.75	\$259,034.26	\$286,853.01
Money Market	\$558.48	\$0.00	\$0.00	\$0.00	\$0.00	\$558.48	\$0.00	\$558.48
Total Tort Fund	\$28,375.22	\$0.01	\$0.00	\$0.00	\$0.00	\$28,375.23	\$259,034.26	\$287,409.49
90 BUILDING SAFETY FUN	\$384.41		\$0.00		\$0.00	\$384.41	\$67,974.00	\$68,358.41
Money Market	\$28,339.56	\$0.00	\$0.00	\$0.00	\$0.00	\$28,339.56	\$0.00	\$28,339.56
Total Money Market	\$28,723.97	\$0.00	\$0.00	\$0.00	\$0.00	\$28,723.97	\$67,974.00	\$96,697.97
TOTALS	\$1,334,638.41	\$1,938,182.96	\$0.00	\$2,850,050.73	\$0.00	\$422,770.64	\$29,584,492.36	\$30,007,263.00
Poplar Grove Money Market	\$ 393,759.48							
Poplar Grove Main Acct	\$ 55,570.10							
Poplar Grove - coke acct	\$ 8,620.99							
Total Bank Accounts	\$ 457,950.57							
minus outstanding checks	\$ 35,179.93							
Total Cash	\$ 422,770.64							
PMA Investments	\$ 16,434,899.58							
PMA Capital Development	\$ 12,582,495.32							
PMA Sales tax (capital Proj)	\$ 567,097.46							
Total Investments	\$ 29,584,492.36							
Total Cash and Investments	\$ 30,007,263.00							
Other HRA	\$ 9,538.88							

Board of Education President

Board of Education Secretary

Mark Olson, Treasurer

Date

1/17/2019

NORTH BOONE SCHOOL DISTRICT #200 - TREASURERS REPORT FOR December 2018								
FUND	Cash Balance Begin. of Month	Receipts Actual	Investments Returned	Expenses Actual	Investments Purchased	Cash Balance End of Month	Investments End of Month	Total Cash & Investments
10 EDUCATION FUND	\$1,574,427.92	\$1,180,361.11	\$0.00	\$1,078,504.75	\$0.00	\$1,676,284.28	\$11,971,611.83	\$13,647,896.11
Coke Acct	\$8,618.06	\$2.93	\$0.00	\$0.00	\$0.00	\$8,620.99	\$0.00	\$8,620.99
Money Market	(\$1,061,567.03)	\$733,053.33	\$0.00	\$1,150,000.00	\$0.00	(\$1,478,513.70)	\$0.00	(\$1,478,513.70)
Total Education	\$521,478.95	\$1,913,417.37	\$0.00	\$2,228,504.75	\$0.00	\$206,391.57	\$11,971,611.83	\$12,178,003.40
HRA	\$12,130.15			\$2,586.28		\$9,543.87		\$9,543.87
20 OPERATION AND MAINT	(\$272,467.08)	\$24,765.58	\$0.00	\$157,288.33	\$0.00	(\$404,989.83)	\$1,078,598.79	\$673,608.96
Money Market	\$416,204.66		\$0.00		\$0.00	\$416,204.66	\$0.00	\$416,204.66
Total Operation and Maint	\$143,737.58	\$24,765.58	\$0.00	\$157,288.33	\$0.00	\$11,214.83	\$1,078,598.79	\$1,089,813.62
30 DEBT SERVICES FUND	\$15,645.13	\$0.00	\$0.00	\$475.00	\$0.00	\$15,170.13	\$238,458.81	\$253,628.94
Money Market	\$3,186.00	\$0.00	\$0.00	\$0.00	\$0.00	\$3,186.00	\$0.00	\$3,186.00
Capital Development	\$0.00	\$0.00	\$0.00	\$0.00	\$0.00	\$0.00	\$12,582,495.32	\$12,582,495.32
Total Debt Service Funds	\$18,831.13	\$0.00	\$0.00	\$475.00	\$0.00	\$18,356.13	\$12,820,954.13	\$12,839,310.26
40 TRANSPORTATION FUND	(\$373,835.49)		\$0.00	\$387,313.93	\$0.00	(\$761,149.42)	\$1,423,239.95	\$662,090.53
Money Market	\$777,224.83		\$0.00		\$0.00	\$777,224.83	\$0.00	\$777,224.83
Total Transportation	\$403,389.34	\$0.00	\$0.00	\$387,313.93	\$0.00	\$16,075.41	\$1,423,239.95	\$1,439,315.36
50 IMRF FUND - IMRF	(\$105,531.36)		\$0.00	\$50,448.14	\$0.00	(\$155,979.50)	\$291,425.02	\$135,445.52
Money Market	\$238,013.57		\$0.00		\$0.00	\$238,013.57	\$0.00	\$238,013.57
	\$132,482.21	\$0.00	\$0.00	\$50,448.14	\$0.00	\$82,034.07	\$291,425.02	\$373,459.09
60 CAPITAL PROJECTS FUND	(\$277,782.99)		\$0.00	\$26,020.58	\$0.00	(\$303,803.57)	\$233,020.54	(\$70,783.03)
Money Market	\$322,845.77		\$0.00		\$0.00	\$322,845.77	\$0.00	\$322,845.77
Sales Tax	\$0.00	\$0.00	\$0.00	\$0.00	\$0.00	\$0.00	\$567,097.46	\$567,097.46
Total Capital Projects	\$45,062.78	\$0.00	\$0.00	\$26,020.58	\$0.00	\$19,042.20	\$800,118.00	\$819,160.20
70 WORKING CASH	\$1,654.92		\$0.00	\$0.00	\$0.00	\$1,654.92	\$871,536.38	\$873,191.30
Money Market	\$10,902.31	\$0.00	\$0.00	\$0.00	\$0.00	\$10,902.31	\$0.00	\$10,902.31
Total Working Cash	\$12,557.23	\$0.00	\$0.00	\$0.00	\$0.00	\$12,557.23	\$871,536.38	\$884,093.61
80 TORT FUND	\$27,818.74	\$0.01	\$0.00		\$0.00	\$27,818.75	\$259,034.26	\$286,853.01
Money Market	\$556.48	\$0.00	\$0.00	\$0.00	\$0.00	\$556.48	\$0.00	\$556.48
Total Tort Fund	\$28,375.22	\$0.01	\$0.00	\$0.00	\$0.00	\$28,375.23	\$259,034.26	\$287,409.49
90 BUILDING SAFETY FUND	\$384.41		\$0.00		\$0.00	\$384.41	\$67,974.00	\$68,358.41
Money Market	\$28,339.56	\$0.00	\$0.00	\$0.00	\$0.00	\$28,339.56	\$0.00	\$28,339.56
Total Money Market	\$28,723.97	\$0.00	\$0.00	\$0.00	\$0.00	\$28,723.97	\$67,974.00	\$96,697.97
TOTALS	\$1,334,638.41	\$1,938,182.96	\$0.00	\$2,850,050.73	\$0.00	\$422,770.64	\$29,584,492.36	\$30,007,263.00
Poplar Grove Money Market	\$ 393,759.48							
Poplar Grove Main Acct	\$ 55,570.10							
Poplar Grove - coke acct	\$ 8,620.99							
Total Bank Accounts	\$ 457,950.57							
minus outstanding checks	\$ 35,179.93							
Total Cash	\$ 422,770.64							
PMA Investments	\$ 16,434,899.58							
PMA Capital Development	\$ 12,582,495.32							
PMA Sales tax (capital Projec	\$ 567,097.46							
Total Investments	\$ 29,584,492.36							
Total Cash and Investments	\$ 30,007,263.00							
Poplar Grove-HRA	\$ 9,538.88							

North Boone CUSD #200

Interest /December 2019

	<u>End of Month</u> <u>Balance</u>	<u>Percent of</u> <u>Investment</u>	<u>Amount of</u> <u>Interest</u>	
Education Fund	\$11,939,862.88	64.9059%	\$ 31,748.949	\$31,748.95
Operation and Maint.	\$1,075,738.32	5.8478%	\$ 2,860.465	\$2,860.47
Debt Service	\$2,287,077.31	12.4327%	\$ 6,081.502	\$6,081.50
Transportation	\$ 1,419,465.49	7.7163%	\$ 3,774.460	\$3,774.46
IMRF Fund - IMRF	\$290,652.16	1.5800%	\$ 772.865	\$772.87
Capital Projects	\$187,499.66	1.0193%	\$ 498.575	\$498.57
Working Cash	\$869,225.05	4.7252%	\$ 2,311.332	\$2,311.33
TORT	\$258,347.30	1.4044%	\$ 686.964	\$686.96
Building Safety	\$67,793.73	0.3685%	\$ 180.268	\$180.27
		100%		\$48,915.38
Total	\$ 18,395,661.90			
		Total interest	\$ 48,915.38	

\$0.00

PMA INVESTMENTS

\$45,087.53

Education Fund December 2018									
Date		Description	Receipt Number	comments	Received	Expenses	Balance		
10-18-121-800		Balance Forward - checking					\$ 1,574,427.92	set trans	bankcard
contraacct	10-19-112-00								
12/03/18	10-19-171100-1-00	HS Athletic Admissions	413	BB Ticket Sales 12-1-18	\$ 718.00			\$ 181.35	\$ 100.00
12/03/18	10-19-181100-1-00	HS Registration	416	Envelopes & Stamps	\$ 6.42			\$ 203.00	\$ 200.00
12/03/18	10-19-171100-1-00	HS Athletic Admissions	411	BB Ticket Sales 11-29-18	\$ 331.00			\$ 155.00	\$ 12.50
12/03/18	10-19-181100-1-00	HS Registration	412		\$ 105.00			\$ 273.00	\$ 40.00
12/03/18	10-19-172300-1-00	HS Parking	412		\$ 325.00				
12/03/18	10-19-172200-1-00	HS Athletic Fees	412	Football	\$ 100.00			\$ 304.00	
12/03/18	10-19-172200-1-00	HS Athletic Fees	412	Dance	\$ 50.00			\$ 165.00	\$ 352.50
12/03/18	10-19-172200-1-00	HS Athletic Fees	412	Boys BB	\$ 1,100.00			\$ 231.00	
12/03/18	10-19-172200-1-00	HS Athletic Fees	412	Girls BB	\$ 525.00			\$ 500.85	
12/03/18	10-19-172200-1-00	HS Athletic Fees	412	Wrestling	\$ 1,300.00			\$ 138.00	
12/03/18	10-19-172200-1-00	HS Athletic Fees	412	FFA	\$ 105.00			\$ 217.00	
12/03/18	10-19-172200-1-00	HS Athletic Fees	412	Clubs	\$ 20.00			\$ 18.00	
12/03/18	10-19-181100-1-00	HS Registration	412	PE Uniform	\$ 10.00			\$ 332.00	
12/03/18	10-19-181100-1-00	HS Registration	412	Schedule Change	\$ 180.00			\$ 37.30	
12/03/18	10-19-181100-1-00	HS Registration	412	Misc Agenda	\$ 8.00			\$ 179.00	
12/03/18	10-19-181100-1-00	HS Registration	412	17-18	\$ 14.00			\$ 242.00	
12/03/18		ACH Winnebago County Tax						\$ 445.85	
12/07/18	10-19-1811000-1-00	HS Lunch	384		\$ 116.00			\$ 205.00	
12/07/18	10-19-1811000-1-00	HS Lunch	386		\$ 221.00			\$ 357.40	
12/07/18	10-19-1811000-1-00	HS Lunch	385		\$ 320.00			\$ 154.00	
12/07/18	10-19-1811000-1-00	HS Lunch	383		\$ 422.00			\$ 80.00	
12/07/18	10-19-1811000-3-00	MES Lunch	2482		\$ 459.80			\$ 115.00	
12/07/18	10-19-1811000-1-00	HS Lunch	382		\$ 482.75			\$ 219.00	
12/07/18	10-19-181100-5-00	UE Lunch	3120		\$ 377.15			\$ 75.00	
12/07/18	10-19-181100-5-00	UE Registration	3120		\$ 205.00			\$ 298.80	
12/07/18	10-19-181100-4-00	PGE Lunch	757		\$ 562.55			\$ 356.00	
12/07/18	10-19-181100-7-00	MS Lunch	757		\$ 20.00			\$ 90.35	
12/07/18	10-19-1811000-1-00	HS Lunch	757		\$ 47.00			\$ 245.00	
12/07/18	10-19-1811000-0-00	Adult Lunch	757		\$ 13.40			\$ 222.00	
12/07/18	10-19-1811000-2-00	CES Lunch	166		\$ 523.00			\$ 365.00	
12/07/18	10-19-1811000-0-00	Adult Lunch	166		\$ 140.25			\$ 115.25	
12/10/18	10-19-123000-0-00	St of IL Personal Property Replacement	428		\$ 3,901.81			\$ 318.25	
12/10/18	10-19-000000-0-1100-223-00	Margaret Klein	425		\$ 97.12			\$ 155.00	
12/07/18	10-19-181100-7-00	MS Lunch	2885		\$ 736.35			\$ 163.00	
12/07/18	10-19-181100-7-00	MS Laptop	2885		\$ 76.00			\$ 40.00	
12/07/18	10-19-181100-7-00	MS Textbook Rentals	2885	PE Uniform	\$ 10.00			\$ 247.00	
12/07/18	10-19-181100-7-00	MS Textbook Rentals	2885	Report card envelope	\$ 1.00			\$ 240.50	
12/14/18	10-19-1811000-1-00	HS Lunch	391		\$ 83.25			\$ 20.00	
12/14/18	10-19-1811000-1-00	HS Lunch	390		\$ 136.00				
12/14/18	10-19-1811000-1-00	HS Lunch	389		\$ 185.00				
12/14/18	10-19-1811000-1-00	HS Lunch	388		\$ 104.00			\$ 8,041.50	
12/14/18	10-19-1811000-1-00	HS Lunch	387		\$ 253.75				
12/14/18	10-19-1811000-2-00	CES Lunch	167		\$ 198.75				
12/14/18	10-19-1811000-0-00	Adult Lunch	167		\$ 122.00				
12/14/18	10-19-181100-7-00	MS Lunch	2886		\$ 222.45				
12/14/18	10-19-181100-5-00	UE Lunch	3121		\$ 177.40				
12/17/18		NSF Checks Redeposited	429	James Ryan	\$ 70.00				
12/12/18		NSF Checks Returned		James Ryan		\$ 70.00			
12/13/18	10-19-171100-1-00	HS Athletic Admissions	414	Girls BB 12-4-18	\$ 373.00				
12/13/18	10-19-171100-1-00	HS Athletic Admissions	417	Girls BB 12-10-18	\$ 356.00				
12/17/18	10-19-1811000-3-00	MES Lunch	2483		\$ 485.70				
12/19/18	10-19-172300-1-00	HS Parking	422		\$ 200.00				
12/19/18	10-19-172000-1-00	HS Athletic Fees	422	Boys BB	\$ 200.00				
12/19/18	10-19-172000-1-00	HS Athletic Fees	422	Wrestling	\$ 100.00				
12/19/18	10-19-172000-1-00	HS Athletic Fees	422	Dance	\$ 100.00				
12/19/18	10-19-181100-1-00	HS PE Uniforms	422		\$ 10.00				
12/19/18	10-19-171100-1-00	HS Athletic Admissions	418	Girls BB 12-13-18	\$ 379.00				
12/19/18	10-19-171100-1-00	HS Athletic Admissions	419	Wrestling 12-18-18	\$ 153.00				
12/21/18	10-19-1811000-1-00	HS Lunch	395		\$ 50.00				
12/21/18	10-19-1811000-1-00	HS Lunch	394		\$ 104.00				
12/21/18	10-19-1811000-1-00	HS Lunch	392		\$ 167.75				
12/21/18	10-19-1811000-1-00	HS Lunch	393		\$ 154.65				
12/21/18	10-19-181100-4-00	PGE Lunch	702		\$ 819.25				
12/21/18	10-19-1811000-0-00	Adult Lunch	702		\$ 4.25				
12/21/18	10-19-181100-7-00	MS Lunch	702		\$ 30.00				
12/21/18	10-19-1811000-1-00	HS Lunch	702		\$ 52.50				
12/21/18	10-19-1811000-2-00	CES Lunch	168		\$ 506.10				
12/21/18	10-19-1811000-0-00	Adult Lunch	168		\$ 41.65				
12/21/18	10-19-1811000-3-00	MES Lunch	2484		\$ 511.45				
12/21/18	10-19-181100-3-00	MES Registration	2484		\$ 37.50				
12/21/18	10-19-181100-7-00	MS Lunch	2887		\$ 239.55				
12/21/18	10-19-181100-7-00	MS Registration	2887	Postage	\$ 2.00				
12/21/18	10-19-181100-7-00	MS Registration	2887	Laptop	\$ 17.70				
12/21/18	10-19-181100-7-00	MS Registration	2887	Report card envelope	\$ 5.00				
12/21/18	10-19-181100-5-00	UE Lunch	3122		\$ 210.00				
12/28/18	10-19-000000-0-1100-223-00	Julia Saunders - IMRF ACH	ACH	IMRF Ins. Julia & Randy	\$1,504.86				
		ACH - Payment to Andrew Baden				\$ 1,170.78			
12/11/18		Return Trans				\$ 75.00			
		Ret Trans				\$ 75.00			
		Magie Wrighter				\$ 5.00			
	10-19-000000-0-1100-223-00	Julia Saunders - IMRF ACH	ACH	Julia & Randy Saunders					

	10-19-161100-0-00	Set Trans		\$ 8,041.50				
	10-19-161100-1-00	HS Student Lunches	CC	\$ 352.50				
12/3/2018		Credit Card Fee			\$ 102.59			
12/7/2018	10-19-121-601	transferred in from MM	Transfer	\$ 300,000.00				
12/11/2018	10-19-121-601	transferred in from MM	Transfer	\$ 50,000.00				
12/21/2018	10-19-121-601	transferred in from MM	Transfer	\$ 450,000.00				
12/24/2018	10-19-121-601	transferred in from MM	Transfer	\$ 250,000.00				
12/27/2018	10-19-121-601	transferred in from MM	Transfer	\$ 50,000.00				
12/28/2018	10-19-121-601	transferred in from MM	Transfer	\$ 50,000.00				
	10-19-121-601	transferred in from MM	Transfer					
		Misc.						
		Bills PD Payroll & AP totals for December			\$ 520,318.84			
12/7/2018		December Payroll 12/07/18			\$ 276,611.06			
12/21/2018		December Payroll 12/21/18			\$ 280,076.48			
				\$ 1,180,361.11	\$ 1,078,504.75	\$ 1,676,284.28		
10-19-121-601		Balance Forward					(1,061,567.03)	
12/3/2018	10-18-312000-0-00	State of IL - Sp Ed Orphanage - Individual	ACH	\$ 31,286.59				
12/4/2018	10-19-336000-0-00	State of IL - State Free Lunch & Breakfast	ACH	\$ 164.16				
12/4/2018	10-19-336000-0-00	State of IL - State Free Lunch & Breakfast	ACH	\$ 338.84				
12/4/2018	10-19-336000-0-00	State of IL - State Free Lunch & Breakfast	ACH	\$ 358.80				
12/12/2018	10-19-300100-0-00	State of IL - Evidence Based Funding	ACH	\$ 335,189.08				
12/17/2018	10-19-421000-0-00	State of IL - Natl School Lunch	ACH	\$ 30,315.46				
12/21/2018	10-19-300100-0-00	State of IL - Evidence Based Funding	ACH	\$ 335,189.08				
	10-19-121-602	Wire IL Dist Liquid Asset Fund	Transfer					
	10-19-151000-0-00	Interest		\$ 211.32				
12/7/2018	10-19-112-000	Transferred to checking			\$ 300,000.00			
12/11/2018	10-19-112-000	Transferred to checking			\$ 50,000.00			
12/21/2018	10-19-112-000	transferred to checking			\$ 450,000.00			
12/24/2018	10-19-112-000	transferred to checking			\$ 250,000.00			
12/27/2018	10-19-112-000	transferred to checking			\$ 50,000.00			
12/31/2018	10-19-112-000	transferred to checking			\$ 50,000.00			
				\$ 733,053.33	\$ 1,150,000.00	(1,478,513.70)		
10-19-121-603		Balance Forward				\$ 8,618.06		
	10-19-151000-0-00	Interest		\$ 2.93				
				\$ 2.93	\$ -	\$ 8,620.99		
				\$ 1,913,417.37	\$ 2,228,504.75	\$ 521,478.95		
10-19-112-111		Balance Forward				\$ 12,130.16		
12/7/2018		Diversified Benefits HRA Claim	Shannon Harkness	\$ 129.24				
12/7/2018		Diversified Benefits HRA Claim	Kaylee Peterson	\$ 368.95				
12/7/2018		Diversified Benefits HRA Claim	Keirsten Putnam	\$ 365.04				
12/14/2018		Diversified Benefits HRA Claim	Nicholas Augustine	\$ 578.33				
12/14/2018		Diversified Benefits HRA Claim	Karin Taylor	\$ 564.22				
12/14/2018		Diversified Benefits HRA Claim	Robert Ullrich	\$ 231.30				
12/21/2018		Diversified Benefits HRA Claim	Kaylee Peterson	\$ 136.86				
12/21/2018		Diversified Benefits HRA Claim	Mary Piskie	\$ 51.03				
12/28/2018		Diversified Benefits HRA Claim	Rebecca Glesecke	\$ 11.31				
12/31/2018		Diversified Benefits HRA Claim	Kaylee Peterson	\$ 150.00				
				\$ -	\$ 2,586.28	\$ 9,543.88		
		Total Education Fund		\$ -	\$ 2,225,918.47	\$ 206,391.57		

Operations and Maintenance Fund December 2018						
Date		Description	Deposit Number	Comments	Received	Expenses
20-18-112-000		Balance Forward - Checking				
contraacct	20-19-112-00					\$ (272,467.08)
12/4/2018	20-19-199900-0-01	Fox Valley Internet	348		\$ 109.24	
	20-19-199900-0-01	Skybeam	427		\$ 20.00	
12/4/2018	20-19-113000-0-00	Britton Farms Ground Rental	349		\$ 9,890.00	
12/10/2018	20-19-191000-0-00	Worley Farm Ground Rental	426		\$ 2,687.50	
12/18/2018	20-19-0000000-2540	MidAmerican Energy Services	430		\$ 12,058.83	
		winnebago taxes			\$ 0.01	
		Bills PD Payroll & AP totals for December				\$ 117,413.37
12/7/2018		December Payroll 12/07/18				\$ 20,425.26
12/21/2018		December Payroll 12/21/18				\$ 19,449.70
					\$ 24,765.58	\$ 157,288.33
						\$ (404,989.83)
20-19-121-601		Balance Forward - MM				\$ 416,204.66
		20-19-121-602 wire in from PMA				
		20-19-112-000 transferred to checking				
					\$ -	\$ -
						\$ 416,204.66
					\$ 24,765.58	\$ 157,288.33
						\$ 143,737.58
		Total O & M Fund				\$ 11,214.83

Debt Service Fund						
December 2018						
Date		Description		Received	Expenses	Balance
30-19-112-000		Balance Forward - Checking				\$15,645.13
contraacct	30-19-112-00					
		December AP's			\$475.00	
				0.00	475.00	\$15,170.13
30-19-121-601		Balance Forward MM				\$3,186.00
				0.00	0.00	\$3,186.00
				\$0.00	\$475.00	\$18,831.13
		Total Debt Service Fund				\$18,356.13

Transportation Fund							
December 2018							
Date		Description	Deposit Number	Comments	Received	Expense	Balance
40-19-112-000		Balance Forward - Checking					\$ (373,835.49)
	40-19-141500-0-00	CES Transportation					
	40-19-141500-0-00	Transportation					
12/7/2018		December Payroll 12/07/18				20,550.03	
12/21/2018		December Payroll 12/21/18				21,494.86	
		Bills PD Payroll & AP totals for December				345,269.04	
					0.00	387,313.93	\$ (761,149.42)
40-19-121-601		Balance Forward MM					777,224.83
		40-18-112-000 transferred to checking					
	40-19-351000-0-00	Transportation - Sp Ed					
	40-19-350000-0-00	Transportation - Reg & Voc					
		Transfer from PMA					
					-	-	777,224.83
					\$0.00	\$387,313.93	\$ 403,389.34
		Total Transportation Fund					\$ 16,075.41

IMRF Fund - IMRF
December 2018

Date	Description	Deposit Number	Comments	Received	Expenses	Balance
50-19-112-000 <i>contract</i>	Balance Forward -Checking					\$ (105,531.36)
50-19-123000-0-00	IMRF/SS CPP REPL TAX					
50-19-121-601	transferred in from MM					
	Bills PD Payroll & AP totals for December				\$ 50,448.14	
				\$ -	\$ 50,448.14	\$ (155,979.50)
50-19-121-601	Balance Forward-MM					\$ 238,013.57
	50-19-121-602 wire in from PMA					
	50-19-112-000 transferred to checking					
				\$ -	\$ -	\$ 238,013.57
	Ending Balance			\$ -	\$ 50,448.14	\$ 132,482.21
	Total IMRF Fund					\$ 82,034.07

Capital Projects Fund							
December 2018							
Date	Description	Deposit Number	Comments	Received	Expenses	Balance	
60-19-112-000	Balance Forward - checking						(\$277,782.99)
	60-19-121-601 transferred in from MM				26,020.58		
	Bills PD Payroll & AP totals for December						
				0.00	26,020.58		(\$303,803.57)
60-19-121-601	Balance Forward - money market						\$322,845.77
	60-19-121-602 wire in from PMA						
	60-19-112-000 transferred to checking						
				0.00	0.00		\$322,845.77
				\$0.00	\$26,020.58		\$45,062.78
	Total Capital Project Fund Balance						\$19,042.20

Working Cash Fund December 2018							
Date		Description	Deposit Number	Comments	Received	Expenses	Balance
70-19-112-000		Balance Forward - Checking					\$1,654.92
contract	10-19-112-00						
	70-19-111500-0-01	taxes received					
					0.00	0.00	\$1,654.92
70-19-121-601		Balance Forward - MM					\$10,902.31
					0.00	0.00	\$10,902.31
					\$0.00	\$0.00	\$12,557.23
		Total Working Cash Fund					\$12,557.23

Tort Fund
December 2018

Date		Description	Deposit Number	Comments	Received	Expenses	Balance
80-19-112-000		Balance Forward - Checking					\$27,818.74
contracct	80-19-112-00						
		Winnebago taxes			\$ 0.01		
		AP & Liabilities for December 2018					
					0.01	0.00	\$27,818.75
80-19-121-601		Balance Forward- MM					\$556.48
	80-19-112-000	transferred to checking					
					0.00	0.00	\$556.48
					\$0.01	\$0.00	\$28,375.22
		Total Tort Fund					\$28,375.23

Building Safety Fund							
December 2018							
Date		Description	Deposit Number	Comments	Received	Expenses	Balance
90-19-112-000		Balance Forward - checking					\$384.41
contract	10-19-112-00						
	90-19-111800-0-01	first prior year taxes					
					0.00	0.00	\$384.41
90-19-121-601		Balance Forward - MM					\$28,339.56
					0.00	0.00	\$28,339.56
					\$0.00	\$0.00	\$28,723.97
		Total Building Safety Fund					\$28,723.97

North Boone CUSD #200

Checkbook

December 2018


	Beginning Balance	Received	Distribution	Balance
Balance Forward				\$1,334,638.41
Education Fund	\$521,478.95	\$ 1,913,417.37	\$ 2,228,504.75	\$206,391.57
Operations and Maintenance	\$143,737.58	\$ 24,765.58	\$ 157,288.33	\$11,214.83
Debt Service (B & I)	\$18,831.13	\$ -	\$ 475.00	\$18,356.13
Transportation	\$403,389.34	\$ -	\$ 387,313.93	\$16,075.41
IMRF Fund - IMRF	\$132,482.21	\$ -	\$ 50,448.14	\$82,034.07
Capital Projects (S & C)	\$45,062.78	\$ -	\$ 26,020.58	\$19,042.20
Working Cash	\$12,557.23		\$ -	\$12,557.23
Tort	\$28,375.22	\$ 0.01	\$ -	\$28,375.23
Building Safety	\$28,723.97	\$ -	\$ -	\$28,723.97
	\$1,334,638.41	\$ 1,938,182.96	\$ 2,850,050.73	\$ 422,770.64
Ending Balance				\$ 422,770.64
Outstanding Checks				\$35,179.93
Bank Balance				\$457,950.57
Poplar Grove Bank	General Account	\$ 55,570.10		
Poplar Grove Bank	Money Market	\$ 393,759.48		\$0.00
Poplar Grove Bank	Coca Cola	\$ 8,620.99		
		\$ 457,950.57		
General checking deposits	\$ 1,205,126.70			
Money Market deposits	\$ 733,053.33			
Coke deposits	\$ 2.93			
Total Deposits for December	\$ 1,938,182.96			

MS

10-18-181100-7-00	2018-2019 Reg Fees		
10-18-181100-7-00	2018-2019 Reg Fees		
10-18-172000-7-00	Athletic Fees	PE Uniform	
10-18-172000-7-00	Athletic Fees		
10-18-161100-7-00	Student Lunches		\$ 40.00
10-18-189000-0-00	Misc.	Brkn pwr button	<u>\$ 12.50</u>

HS

10-18-181100-1-00	2018-2019 Reg Fees		
10-18-172000-1-00	Athletic Fees		\$ 200.00
10-18-172000-1-00	Schedule Change		
10-18-161100-1-00	Student Lunches		\$ 100.00
10-18-189000-0-00	Misc		<u></u>



ISDLAF+ Monthly Statement

Statement for the Account of:
NORTH BOONE CUSD 200

(10720-103) FACILITY TAX ACCOUNT

Statement Period
Dec 1, 2018 to Dec 31, 2018

ACTIVITY SUMMARY

INVESTMENT POOL SUMMARY	LIQ	MAX
Beginning Balance	\$657,737.46	\$0.00
Dividends	\$1,195.00	\$0.00
Credits	\$0.00	\$0.00
Checks Paid	\$0.00	\$0.00
Other Debits	(\$91,835.00)	\$0.00
Ending Balance	\$567,097.46	\$0.00
Average Monthly Rate	2.15%	2.22%


PLEASE NOTE: THE FUND WILL BE CLOSED JANUARY
21ST IN OBSERVANCE OF THE MARTIN LUTHER KING,
JR. HOLIDAY

TOTAL LIQ AND MAX	\$567,097.46
-------------------	--------------

TOTAL FIXED INCOME	\$0.00
--------------------	--------

ACCOUNT TOTAL	\$567,097.46
---------------	--------------

NORTH BOONE CUSD 200
MELISSA GEYMAN
6248 NORTH BOONE SCHOOL ROAD
POPLAR GROVE, IL 61065




NORTH BOONE CUSD 200

TRANSACTION ACTIVITY

Statement Period
Dec 1, 2018 to Dec 31, 2018

BEGINNING BALANCE							\$657,737.46
LIQUID CLASS ACTIVITY							
Transaction	Trade Date	Settle Date	Description	Redemption/Debit	Purchase/Credit	Share Price	Shares this Transaction
2681513	12/31/18	12/31/18	Phone Transfer Redemption To Sub-Account - 101	(\$91,835.00)		\$1.00	(91,835.000)
2682534	12/31/18	12/31/18	Dividend Reinvest		\$1,195.00	\$1.00	1,195.000
TOTALS FOR PERIOD				(\$91,835.00)	\$1,195.00		(90,640.000)
ENDING BALANCE							\$567,097.46



NORTH BOONE CUSD 200

Statement Period
Dec 1, 2018 to Dec 31, 2018

CURRENT PORTFOLIO

Type	Code	Holding ID	Trade	Settle	Maturity	Description	Cost	Rate	Face/Par	Market Value
LIQ				12/31/18		LIQ Account Balance	\$567,097.46	2.150%	\$567,097.46	\$567,097.46
Totals for Period:							\$567,097.46		\$567,097.46	\$567,097.46

Weighted Average Portfolio Yield: 0.000 %
Weighted Average Portfolio Maturity: 0.00 Days

Portfolio Summary:

Type	Allocation (%)	Allocation (\$)	Description
LIQ	100.00%	\$567,097.46	Liquid Class Activity


Note: Weighted Yield & Weighted Average Portfolio Maturity are calculated using "Market Value" and are only based on the fixed rate investments (excluding SDA investments).

"Cost" is comprised of the total amount you paid for the investment including any fees and commissions.

"Rate" is the Net Yield to Maturity.

"Face/Par" is the amount received at maturity.

"Market Value" reflects the market value as reported by an independent third-party pricing service. Certificates of Deposit and Commercial Paper and other assets for which market pricing is not readily available from a third-party pricing service are listed at "Cost".



ISDLAF+ Monthly Statement



About Your Account and Statement

Securities and municipal advisory brokerage services (investments purchased with proceeds from a municipal securities issuance), and investments cleared through our clearing firm, Pershing LLC, are offered through PMA Securities, Inc., a broker-dealer and municipal advisor registered with the SEC and MSRB, and a member of FINRA and SIPC. All other products and brokerage services are generally provided by PMA Financial Network, Inc. Thus, certificates of deposit ("CD"), savings deposit accounts ("SDA") and commercial paper ("CP") may be executed through either PMA entity, as applicable, depending on whether the investment was purchased with proceeds derived from municipal securities. PMA Securities, Inc. and PMA Financial Network, Inc. are operated under common ownership and are affiliated with Prudent Man Advisors, Inc.

Fixed Rate Investment Activity

This section shows all of the fixed term investments purchased and sold, maturities, interest received, and activity. This will include all CD, SDA, CP, securities and money market funds purchased through PMA Financial Network, Inc. or PMA Securities, Inc. as applicable. It also shows the approximate market value of each security whose price is obtained from an independent source believed to be reliable. However, PMA cannot guarantee their accuracy. This data is provided for informational purposes only. Listed values should not be interpreted as an offer to buy or sell at a specific price. CD's and CP are listed at their original cost. Redemption of a CD prior to maturity may result in early withdrawal penalties. Market values are based on the last day of the month for which this report date range is ending. If the run date of this report is prior to the end of the current month, the market values are listed as equivalent to the cost values.

ISDLAF + Activity

This section shows all of the activity in the Liquid and Max Class. The Average Rate represents the average net interest rate over the previous month which is then annualized. Income Summary represents the interest earned for the Month and Fiscal Year to Date.

Information regarding the ISDLAF+ investment objectives, risks, charges and expenses can be found in the ISDLAF+ information statement, which can be obtained at www.isdlafplus.com or by calling PMA at the phone number listed.

An investment in the Multi-Class Series or any Term Series is not a bank deposit and is not insured or guaranteed by the Federal Deposit Insurance Corporation or any other governmental or private agency. Although the Liquid Class and MAX Class of the Multi-Class Series each seeks to maintain a stable value of \$1.00 per share, it is possible to lose money by investing in the Multi-Class Series. It also is possible to lose money by investing in a Term Series, which may impose a substantial penalty for redemption prior to the full term of the Series.

Money Market Fund

The Rate shown for the money market fund represents the average net interest rate over the previous month which is then annualized. Information regarding the money market fund's investment objectives, risks, charges and expenses can be found in the money market fund's prospectus, which can be obtained by calling PMA at the phone numbers listed. The performance data featured represents past performance, which is no guarantee of future results. Investment returns will fluctuate. Current performance may be higher or lower than the performance data quoted. Please call PMA for the most recent performance figures.

The performance data featured represents past performance, which is no guarantee of future results. Investment returns will fluctuate. Current performance may be higher or lower than the performance data quoted. Please call PMA for the most recent performance figures.

Additional Disclosures

All funds, and/or securities are located and safe kept in an account under the client's name at their custodial bank. Any certificates of deposit listed are located in the client's name at the respective bank. Any money market fund shares are held directly with the money market fund. It is recommended that any oral communications be re-confirmed in writing to further protect your rights, including rights under the Securities Investor Protection Act.

Debt Securities

Some debt securities are subject to redemption prior to maturity. In the event of a partial or whole call of a security, the securities call will be automatically selected on a random basis as is customary in the securities industry. The probability that your securities will be selected is proportional to the amount of your holdings relative to the total holdings. Redemption prior to maturity could affect the yield represented. Additional information is available upon request.

A financial statement of PMA Securities, Inc. is available for inspection at its office or a copy will be mailed to you upon written request.

PLEASE ADVISE PMA AND OUR CLEARING FIRM, PERSHING LLC, IMMEDIATELY OF ANY INACCURACY OR DISCREPANCY ON YOUR STATEMENT. FOR A CHANGE OF ADDRESS OR QUESTIONS REGARDING YOUR ACCOUNT, PLEASE NOTIFY YOUR PMA REPRESENTATIVE. ANY ORAL COMMUNICATIONS SHOULD BE RE-CONFIRMED IN WRITING.


How to Contact PMA

Please call (630) 657-6400 or write to us at PMA, 2135 CityGate Lane, 7th Floor, Naperville, Illinois 60563.

How to Contact Pershing, LLC

Please call (201) 413-3330 or write to Pershing, LLC, One Pershing Plaza, Jersey City, New Jersey, 07399

In accordance with FINRA Rule 2267, PMA Securities, Inc. is providing the following information in the event you wish to contact FINRA. You may call (301) 590-6500 or write to FINRA at 1735 K Street NW, Washington, D.C. 20006-1500. In addition to the public disclosure number (800) 289-9999, FINRA provides an investor brochure which describes their Public Disclosure Program. Additional information is also available at www.finra.org.



ISDLAF+ Monthly Statement

Statement for the Account of:
NORTH BOONE CUSD 200

(10720-206) CDB (Municipal Advisory Account)

Statement Period
Dec 1, 2018 to Dec 31, 2018

ACTIVITY SUMMARY

INVESTMENT POOL SUMMARY	LIQ	MAX
Beginning Balance	\$888,219.03	\$431,839.56
Dividends	\$2,849.07	\$815.13
Credits	\$752,771.17	\$0.00
Checks Paid	\$0.00	\$0.00
Other Debits	(\$935,000.00)	\$0.00
Ending Balance	\$708,839.27	\$432,654.69
Average Monthly Rate	2.15%	2.22%


PLEASE NOTE: THE FUND WILL BE CLOSED JANUARY
21ST IN OBSERVANCE OF THE MARTIN LUTHER KING,
JR. HOLIDAY

TOTAL LIQ AND MAX	\$1,141,493.96
-------------------	----------------

TOTAL FIXED INCOME	\$11,441,001.36
--------------------	-----------------

ACCOUNT TOTAL	\$12,582,495.32
---------------	-----------------

NORTH BOONE CUSD 200
MELISSA GEYMAN
6248 NORTH BOONE SCHOOL ROAD
POPLAR GROVE, IL 61065



NORTH BOONE CUSD 200


TRANSACTION ACTIVITY

Statement Period
Dec 1, 2018 to Dec 31, 2018

BEGINNING BALANCE							\$888,219.03
LIQUID CLASS ACTIVITY							
Transaction	Trade Date	Settle Date	Description	Redemption/Debit	Purchase/Credit	Share Price	Shares this Transaction
2666797	12/03/18	12/03/18	Fund Purchase from FRI Maturity SEC - 33624 - PASSAIC CNTY NJ		\$350,000.00	\$1.00	350,000.000
2666807	12/03/18	12/03/18	Fund Purchase from FRI Maturity SEC - 38417 - COOK CNTY IL HIGH SCH DIST #212 LEYDEN CMNTY UNREFUNDED - TXB		\$243,571.43	\$1.00	243,571.430
2666808	12/03/18	12/03/18	Fund Purchase from FRI Maturity SEC - 38418 - COOK CNTY IL HIGH SCH DIST #212 LEYDEN CMNTY PREREFUNDED - TX		\$86,428.57	\$1.00	86,428.570
2666817	12/03/18	12/03/18	Fund Purchase from FRI Interest SEC - 33648 - Rock Island IL		\$9,067.50	\$1.00	9,067.500
2666836	12/03/18	12/03/18	Fund Purchase from FRI Interest SEC - 33627 - PASSAIC CNTY NJ		\$7,725.00	\$1.00	7,725.000
2666837	12/03/18	12/03/18	Fund Purchase from FRI Interest SEC - 33607 - CITY OF ATLANTA GA TAXABLE		\$4,048.75	\$1.00	4,048.750
2666838	12/03/18	12/03/18	Fund Purchase from FRI Interest SEC - 33624 - PASSAIC CNTY NJ		\$4,375.00	\$1.00	4,375.000
2666840	12/03/18	12/03/18	Fund Purchase from FRI Interest SEC - 33620 - MACON & MOULTRIE CNTYS IL TAXABLE		\$5,750.00	\$1.00	5,750.000
2666841	12/03/18	12/03/18	Fund Purchase from FRI Interest SEC - 33626 - PASSAIC CNTY NJ		\$7,187.50	\$1.00	7,187.500
2666842	12/03/18	12/03/18	Fund Purchase from FRI Interest SEC - 33623 - BELLWOOD IL TAX EXEMPT		\$6,412.50	\$1.00	6,412.500
2666843	12/03/18	12/03/18	Fund Purchase from FRI Interest SEC - 33625 - PASSAIC CNTY NJ		\$6,210.00	\$1.00	6,210.000
2666848	12/03/18	12/03/18	Fund Purchase from FRI Interest SEC - 37304 - Cook County School District No 162 Matteson		\$5,700.00	\$1.00	5,700.000
2666858	12/03/18	12/03/18	Fund Purchase from FRI Interest SEC - 38417 - COOK CNTY IL HIGH SCH DIST #212 LEYDEN CMNTY UNREFUNDED - TXB		\$2,861.96	\$1.00	2,861.960
2666859	12/03/18	12/03/18	Fund Purchase from FRI Interest SEC - 38418 - COOK CNTY IL HIGH SCH DIST #212 LEYDEN CMNTY PREREFUNDED - TX		\$1,015.54	\$1.00	1,015.540
2670479	12/10/18	12/10/18	Fund Purchase from FRI Interest SEC - 33590 - Goldman Sachs Bank USA Certificate of Deposit		\$3,823.45	\$1.00	3,823.450

LIQUID CLASS ACTIVITY

Transaction	Trade Date	Settle Date	Description	Redemption/Debit	Purchase/Credit	Share Price	Shares this Transaction
2670488	12/10/18	12/10/18	Fund Purchase from FRI Interest SEC - 33588 - BMW Bank Of North America Certificate of Deposit		\$2,662.52	\$1.00	2,662.520
2670489	12/10/18	12/10/18	Fund Purchase from FRI Interest SEC - 33589 - Discover Bank Certificate of Deposit		\$3,145.09	\$1.00	3,145.090
2670496	12/10/18	12/10/18	Fund Purchase from FRI Interest SEC - 33614 - Hsbc Bank Usa, NA Certificate of Deposit		\$2,786.36	\$1.00	2,786.360
2681511	12/31/18	12/31/18	Phone Transfer Redemption To Sub-Account - 101	(\$935,000.00)		\$1.00	(935,000.000)
2682495	12/31/18	12/31/18	Dividend Reinvest		\$2,849.07	\$1.00	2,849.070
TOTALS FOR PERIOD				(\$935,000.00)	\$755,620.24		(179,379.760)
ENDING BALANCE							\$708,839.27




NORTH BOONE CUSD 200

TRANSACTION ACTIVITY

Statement Period
Dec 1, 2018 to Dec 31, 2018

BEGINNING BALANCE							\$431,839.56
MAX CLASS ACTIVITY							
Transaction	Trade Date	Settle Date	Description	Redemption/Debit	Purchase/Credit	Share Price	Shares this Transaction
2683105	12/31/18	12/31/18	Dividend Reinvest		\$815.13	\$1.00	815.130
TOTALS FOR PERIOD				0.00	\$815.13		815.130
ENDING BALANCE							\$432,654.69



NORTH BOONE CUSD 200

FIXED INCOME INVESTMENTS

Statement Period
Dec 1, 2018 to Dec 31, 2018

MATURITIES

Type	M	Holding ID	Settle Date	Transaction Date	Maturity Date	Description	Cost	Face/Par
SEC	M	33624	12/16/14	12/03/18	12/03/18	SEC - 33624 - PASSAIC CNTY NJ	\$363,741.00	\$350,000.00
SEC	M	38417	09/19/16	12/03/18	12/03/18	SEC - 38417 - COOK CNTY IL HIGH SCH DIST #212 LEYDEN CMNTY UNREFUNDED - TXB	\$248,213.90	\$243,571.43
SEC	M	38418	09/19/16	12/03/18	12/03/18	SEC - 38418 - COOK CNTY IL HIGH SCH DIST #212 LEYDEN CMNTY PREREFUNDED - TX	\$88,075.90	\$86,428.57
Totals for Period:							\$700,030.80	\$680,000.00




NORTH BOONE CUSD 200

FIXED INCOME INVESTMENTS

Statement Period
Dec 1, 2018 to Dec 31, 2018

INTEREST				
Type	Holding ID	Transaction Date	Description	Interest
SEC	33607	12/03/18	SEC - 33607 - CITY OF ATLANTA GA TAXABLE	\$4,048.75
SEC	33620	12/03/18	SEC - 33620 - MACON & MOULTRIE CNTYS IL TAXABLE	\$5,750.00
SEC	33623	12/03/18	SEC - 33623 - BELLWOOD IL TAX EXEMPT	\$6,412.50
SEC	33624	12/03/18	SEC - 33624 - PASSAIC CNTY NJ	\$4,375.00
SEC	33625	12/03/18	SEC - 33625 - PASSAIC CNTY NJ	\$6,210.00
SEC	33626	12/03/18	SEC - 33626 - PASSAIC CNTY NJ	\$7,187.50
SEC	33627	12/03/18	SEC - 33627 - PASSAIC CNTY NJ	\$7,725.00
SEC	33648	12/03/18	SEC - 33648 - Rock Island IL	\$9,067.50
SEC	37304	12/03/18	SEC - 37304 - Cook County School District No 162 Matteson	\$5,700.00
SEC	38417	12/03/18	SEC - 38417 - COOK CNTY IL HIGH SCH DIST #212 LEYDEN CMNTY UNREFUNDED - TXB	\$2,861.96
SEC	38418	12/03/18	SEC - 38418 - COOK CNTY IL HIGH SCH DIST #212 LEYDEN CMNTY PREREFUNDED - TX	\$1,015.54
DTC	33588	12/10/18	SEC - 33588 - BMW Bank Of North America Certificate of Deposit	\$2,662.52
DTC	33589	12/10/18	SEC - 33589 - Discover Bank Certificate of Deposit	\$3,145.09
DTC	33590	12/10/18	SEC - 33590 - Goldman Sachs Bank USA Certificate of Deposit	\$3,823.45
DTC	33614	12/10/18	SEC - 33614 - Hsbc Bank Usa, NA Certificate of Deposit	\$2,786.36
Totals for Period:				\$72,771.17




NORTH BOONE CUSD 200

SECURITY TRADE INTEREST

Statement Period
Dec 1, 2018 to Dec 31, 2018

PURCHASE / SELL / MATURITY									
Type	P / S / M	Holding ID	Settlement Date	Maturity Date	Description	CUSIP#	Cost	Trade Interest	Net Proceeds
SEC	M	38417	12/03/18	12/03/18	SEC - 38417 - COOK CNTY IL HIGH SCH DIST #212 LEYDEN CMNTY UNREFUNDED - TXB	215615EM3	\$248,213.90	\$1,717.18	\$249,931.08
SEC	M	38418	12/03/18	12/03/18	SEC - 38418 - COOK CNTY IL HIGH SCH DIST #212 LEYDEN CMNTY PREREFUNDED - TX	215615EG6	\$88,075.90	\$609.32	\$88,685.22
Totals for Period:							\$336,289.80	\$2,326.50	\$338,616.30



NORTH BOONE CUSD 200

Statement Period
Dec 1, 2018 to Dec 31, 2018

CURRENT PORTFOLIO

Type	Code	Holding ID	Trade	Settle	Maturity	Description	Cost	Rate	Face/Par	Market Value
LIQ				12/31/18		LIQ Account Balance	\$708,839.27	2.150%	\$708,839.27	\$708,839.27
MAX				12/31/18		MAX Account Balance	\$432,654.69	2.220%	\$432,654.69	\$432,654.69
CD	N	247645-1	10/20/17	10/20/17	11/29/19	FARMERS & MERCHANTS UNION BANK	\$156,300.00	1.543%	\$161,386.07	\$156,300.00
CD	N	247646-1	10/20/17	10/20/17	11/29/19	CFG COMMUNITY BANK	\$241,900.00	1.543%	\$249,771.53	\$241,900.00
CD	N	247647-1	10/20/17	10/20/17	11/29/19	PACIFIC WESTERN BANK	\$241,800.00	1.543%	\$249,686.38	\$241,800.00
DTC	N	33588-1	12/02/14	12/10/14	12/10/19	BMW Bank Of North America Certificate of Deposit (2.150%) 05580AAZ7	\$247,430.34	2.113%	\$247,000.00	\$245,870.72
SEC	15	33584-1	12/02/14	12/05/14	11/01/20	BARBERTON SD, OH TAXABLE (4.000%) 067203EN5	\$1,097,410.00	2.230%	\$1,000,000.00	\$1,017,470.00
SEC	15	33606-1	12/03/14	12/17/14	05/01/21	EAST GRAND RAPIDS MI TAXABLE (2.800%) 272497PJ1	\$943,029.30	2.560%	\$930,000.00	\$926,559.00
DTC	N	33589-1	12/02/14	12/10/14	12/10/21	Discover Bank Certificate of Deposit (2.550%) 254672EY0	\$247,453.50	2.458%	\$246,000.00	\$241,524.52
SEC	15	33605-1	12/03/14	12/17/14	05/01/22	EAST GRAND RAPIDS MI TAXABLE (3.000%) 272497PK8	\$1,523,835.00	2.760%	\$1,500,000.00	\$1,496,565.00
SEC	15	33625-1	12/05/14	12/16/14	12/01/22	PASSAIC CNTY NJ (2.700%) 702725ST0	\$462,295.40	2.630%	\$460,000.00	\$455,896.80
SEC	15	33639-1	12/08/14	12/11/14	12/01/22	Cook Cnty IL - 21614LBA4	\$212,684.10	3.705%	\$285,000.00	\$244,076.85
SEC	15	37304-1	05/03/16	05/06/16	12/01/22	Cook County School District No 162 Matteson (4.000%) 215291nf8	\$321,793.50	1.900%	\$285,000.00	\$297,426.00
SEC	15	37306-1	05/04/16	05/25/16	04/01/23	City of West Allis WI (2.000%) 951173NP4	\$402,168.00	1.915%	\$400,000.00	\$385,708.00
SEC	15	33604-1	12/03/14	12/17/14	05/01/23	EAST GRAND RAPIDS MI TAXABLE (3.150%) 272497PL6	\$449,099.20	2.870%	\$440,000.00	\$441,359.60
SEC	15	33650-1	12/10/14	12/15/14	07/15/23	Falmouth MA (4.000%) 306801H79	\$843,126.90	2.750%	\$770,000.00	\$804,796.30
SEC	15	33658-1	12/12/14	12/17/14	08/01/23	Long Beach CA (3.600%) 542411GS6	\$191,811.60	2.740%	\$180,000.00	\$185,211.00
SEC	15	33620-1	12/04/14	12/09/14	12/01/23	MACON & MOULTRIE CNTYS IL TAXABLE (5.000%) 555512GN6	\$272,124.50	2.690%	\$230,000.00	\$246,946.40
SEC	15	33626-1	12/05/14	12/16/14	12/01/23	PASSAIC CNTY NJ (2.875%) 702725SU7	\$502,355.00	2.815%	\$500,000.00	\$496,045.00
SEC	15	37305-1	05/04/16	05/25/16	04/01/24	City of West Allis WI (2.150%) 951173NQ2	\$402,156.00	2.075%	\$400,000.00	\$383,976.00
SEC	15	33656-1	12/12/14	12/23/14	07/01/24	Owensboro KY (3.250%) 690887QP2	\$499,445.10	3.140%	\$495,000.00	\$490,589.55
SEC	15	33607-1	12/03/14	12/08/14	12/01/24	CITY OF ATLANTA GA TAXABLE (3.239%) 047772ZB7	\$257,515.00	2.890%	\$250,000.00	\$253,682.50

Questions? Please call 630 657 6400

(10720-206) CDB (Municipal Advisory Account) | Page 8 of 10

CURRENT PORTFOLIO

Type	Code	Holding ID	Trade	Settle	Maturity	Description	Cost	Rate	Face/Par	Market Value
SEC	15	33623-1	12/04/14	12/09/14	12/01/24	BELLWOOD IL TAX EXEMPT (4.500%) 080023LJ1	\$324,523.80	2.890%	\$285,000.00	\$311,382.45
SEC	15	33627-1	12/05/14	12/16/14	12/01/24	PASSAIC CNTY NJ (3.000%) 702725SV5	\$517,641.95	2.940%	\$515,000.00	\$507,975.40
SEC	15	33648-1	12/09/14	12/23/14	12/01/24	Rock Island IL (3.100%) 772487P73	\$588,884.40	3.022%	\$585,000.00	\$573,352.65
DTC	N	33614-1	12/04/14	12/09/14	12/09/24	Hsbc Bank Usa, NA Certificate of Deposit (2.250%) 40434AQA0	\$246,048.07	3.216%	\$247,000.00	\$246,259.00
DTC	N	33590-1	12/02/14	12/10/14	12/10/24	Goldman Sachs Bank USA Certificate of Deposit (3.100%) 38148JEM9	\$248,170.70	2.997%	\$246,000.00	\$239,148.90
Totals for Period:							\$12,582,495.32		\$12,298,337.94	\$12,273,315.60

Weighted Average Portfolio Yield: 2.652 %
 Weighted Average Portfolio Maturity: 1,466.68 Days

Deposit Codes:
 N) Single FEIN

Security Codes:
 15) Municipal Bond

Portfolio Summary:

Type	Allocation (%)	Allocation (\$)	Description
LIQ	5.78%	\$708,839.27	Liquid Class Activity
MAX	3.53%	\$432,654.69	MAX Class Activity
CD	5.21%	\$640,000.00	Certificate of Deposit
DTC	7.93%	\$972,803.14	Certificate of Deposit
SEC	77.56%	\$9,519,018.50	Security (see applicable security code)


Note: Weighted Yield & Weighted Average Portfolio Maturity are calculated using "Market Value" and are only based on the fixed rate investments (excluding SDA investments).

"Cost" is comprised of the total amount you paid for the investment including any fees and commissions.

"Rate" is the Net Yield to Maturity.

"Face/Par" is the amount received at maturity.

"Market Value" reflects the market value as reported by an independent third-party pricing service. Certificates of Deposit and Commercial Paper and other assets for which market pricing is not readily available from a third-party pricing service are listed at "Cost".



ISDLAF+ Monthly Statement



About Your Account and Statement

Securities and municipal advisory brokerage services (investments purchased with proceeds from a municipal securities issuance), and investments cleared through our clearing firm, Pershing LLC, are offered through PMA Securities, Inc., a broker-dealer and municipal advisor registered with the SEC and MSRB, and a member of FINRA and SIPC. All other products and brokerage services are generally provided by PMA Financial Network, Inc. Thus, certificates of deposit ("CD"), savings deposit accounts ("SDA") and commercial paper ("CP") may be executed through either PMA entity, as applicable, depending on whether the investment was purchased with proceeds derived from municipal securities. PMA Securities, Inc. and PMA Financial Network, Inc. are operated under common ownership and are affiliated with Prudent Man Advisors, Inc.

Fixed Rate Investment Activity

This section shows all of the fixed term investments purchased and sold, maturities, interest received, and activity. This will include all CD, SDA, CP, securities and money market funds purchased through PMA Financial Network, Inc. or PMA Securities, Inc. as applicable. It also shows the approximate market value of each security whose price is obtained from an independent source believed to be reliable. However, PMA cannot guarantee their accuracy. This data is provided for informational purposes only. Listed values should not be interpreted as an offer to buy or sell at a specific price. CD's and CP are listed at their original cost. Redemption of a CD prior to maturity may result in early withdrawal penalties. Market values are based on the last day of the month for which this report date range is ending. If the run date of this report is prior to the end of the current month, the market values are listed as equivalent to the cost values.

ISDLAF + Activity

This section shows all of the activity in the Liquid and Max Class. The Average Rate represents the average net interest rate over the previous month which is then annualized. Income Summary represents the interest earned for the Month and Fiscal Year to Date.

Information regarding the ISDLAF+ investment objectives, risks, charges and expenses can be found in the ISDLAF+ information statement, which can be obtained at www.isdlafplus.com or by calling PMA at the phone number listed.

An investment in the Multi-Class Series or any Term Series is not a bank deposit and is not insured or guaranteed by the Federal Deposit Insurance Corporation or any other governmental or private agency. Although the Liquid Class and MAX Class of the Multi-Class Series each seeks to maintain a stable value of \$1.00 per share, it is possible to lose money by investing in the Multi-Class Series. It also is possible to lose money by investing in a Term Series, which may impose a substantial penalty for redemption prior to the full term of the Series.

Money Market Fund

The Rate shown for the money market fund represents the average net interest rate over the previous month which is then annualized. Information regarding the money market fund's investment objectives, risks, charges and expenses can be found in the money market fund's prospectus, which can be obtained by calling PMA at the phone numbers listed. The performance data featured represents past performance, which is no guarantee of future results. Investment returns will fluctuate. Current performance may be higher or lower than the performance data quoted. Please call PMA for the most recent performance figures.

The performance data featured represents past performance, which is no guarantee of future results. Investment returns will fluctuate. Current performance may be higher or lower than the performance data quoted. Please call PMA for the most recent performance figures.

Additional Disclosures

All funds, and/or securities are located and safe kept in an account under the client's name at their custodial bank. Any certificates of deposit listed are located in the client's name at the respective bank. Any money market fund shares are held directly with the money market fund. It is recommended that any oral communications be re-confirmed in writing to further protect your rights, including rights under the Securities Investor Protection Act.

Debt Securities

Some debt securities are subject to redemption prior to maturity. In the event of a partial or whole call of a security, the securities call will be automatically selected on a random basis as is customary in the securities industry. The probability that your securities will be selected is proportional to the amount of your holdings relative to the total holdings. Redemption prior to maturity could affect the yield represented. Additional information is available upon request.

A financial statement of PMA Securities, Inc. is available for inspection at its office or a copy will be mailed to you upon written request.

PLEASE ADVISE PMA AND OUR CLEARING FIRM, PERSHING LLC, IMMEDIATELY OF ANY INACCURACY OR DISCREPANCY ON YOUR STATEMENT. FOR A CHANGE OF ADDRESS OR QUESTIONS REGARDING YOUR ACCOUNT, PLEASE NOTIFY YOUR PMA REPRESENTATIVE. ANY ORAL COMMUNICATIONS SHOULD BE RE-CONFIRMED IN WRITING.


How to Contact PMA

Please call (630) 657-6400 or write to us at PMA, 2135 CityGate Lane, 7th Floor, Naperville, Illinois 60563.

How to Contact Pershing, LLC

Please call (201) 413-3330 or write to Pershing, LLC, One Pershing Plaza, Jersey City, New Jersey, 07399

In accordance with FINRA Rule 2267, PMA Securities, Inc. is providing the following information in the event you wish to contact FINRA. You may call (301) 590-6500 or write to FINRA at 1735 K Street NW, Washington, D.C. 20006-1500. In addition to the public disclosure number (800) 289-9999, FINRA provides an investor brochure which describes their Public Disclosure Program. Additional information is also available at www.finra.org.



ISDLAF+ Monthly Statement

(10720-101) GENERAL FUND

Statement Period
Dec 1, 2018 to Dec 31, 2018

Statement for the Account of:
NORTH BOONE CUSD 200

ACTIVITY SUMMARY

INVESTMENT POOL SUMMARY	LIQ	MAX
Beginning Balance	\$199.13	\$162,896.65
Dividends	\$122.41	\$343.76
Credits	\$5,063,733.47	\$45,022.03
Checks Paid	\$0.00	\$0.00
Other Debits	(\$3,081,535.00)	\$0.00
Ending Balance	\$1,982,520.01	\$208,262.44
Average Monthly Rate	2.15%	2.22%


PLEASE NOTE: THE FUND WILL BE CLOSED JANUARY
21ST IN OBSERVANCE OF THE MARTIN LUTHER KING,
JR. HOLIDAY

TOTAL LIQ AND MAX	\$2,190,782.45
--------------------------	-----------------------

TOTAL FIXED INCOME	\$14,244,117.13
---------------------------	------------------------

ACCOUNT TOTAL	\$16,434,899.58
----------------------	------------------------

NORTH BOONE CUSD 200
MELISSA GEYMAN
6248 NORTH BOONE SCHOOL ROAD
POPLAR GROVE, IL 61065




NORTH BOONE CUSD 200

TRANSACTION ACTIVITY

Statement Period
Dec 1, 2018 to Dec 31, 2018

BEGINNING BALANCE							\$199.13
LIQUID CLASS ACTIVITY							
Transaction	Trade Date	Settle Date	Description	Redemption/Debit	Purchase/Credit	Share Price	Shares this Transaction
2672693	12/13/18	12/13/18	Fund Purchase from FRI Interest SEC - 40593 - Stearns Bank, NA Certificate of Deposit		\$337.68	\$1.00	337.680
2673376	12/14/18	12/14/18	Fund Purchase from FRI Interest SEC - 39725 - Capital One Bank (usa), National Association Certificate of D		\$2,043.33	\$1.00	2,043.330
2679757	12/27/18	12/27/18	Fund Purchase from FRI Interest SEC - 42610 - WELLS FARGO BANK NA		\$573.04	\$1.00	573.040
2681277	12/31/18	12/31/18	Fund Purchase from FRI Maturity CD-257669-1 CITIBANK NA, IL		\$2,000,000.00	\$1.00	2,000,000.000
2681313	12/31/18	12/31/18	Fund Purchase from FRI Interest CD-257669-1 CITIBANK NA, IL		\$18,596.50	\$1.00	18,596.500
2681348	12/31/18	12/31/18	Fund Purchase from FRI Maturity SEC - 42801 - US TREASURY N/B		\$2,000,000.00	\$1.00	2,000,000.000
2681387	12/31/18	12/31/18	Fund Purchase from FRI Interest SEC - 40594 - The Bankers Bank Certificate of Deposit		\$347.92	\$1.00	347.920
2681445	12/31/18	12/31/18	Fund Purchase from FRI Interest SEC - 42801 - US TREASURY N/B		\$15,000.00	\$1.00	15,000.000
2681507	12/31/18	12/31/18	Phone Wire Redemption	(\$2,250,000.00)		\$1.00	(2,250,000.000)
2681508	12/31/18	12/31/18	Phone Wire Redemption	(\$600,000.00)		\$1.00	(600,000.000)
2681509	12/31/18	12/31/18	Phone Wire Redemption	(\$139,700.00)		\$1.00	(139,700.000)
2681510	12/31/18	12/31/18	Phone Wire Redemption	(\$91,835.00)		\$1.00	(91,835.000)
2681512	12/31/18	12/31/18	Phone Transfer Purchase From Sub-Account - 206		\$935,000.00	\$1.00	935,000.000
2681514	12/31/18	12/31/18	Phone Transfer Purchase From Sub-Account - 103		\$91,835.00	\$1.00	91,835.000
2682288	12/31/18	12/31/18	Dividend Reinvest		\$122.41	\$1.00	122.410
TOTALS FOR PERIOD				(\$3,081,535.00)	\$5,063,855.88		1,982,320.880
ENDING BALANCE							\$1,982,520.01




NORTH BOONE CUSD 200

TRANSACTION ACTIVITY

Statement Period
Dec 1, 2018 to Dec 31, 2018

BEGINNING BALANCE							\$162,896.65
MAX CLASS ACTIVITY							
Transaction	Trade Date	Settle Date	Description	Redemption/Debit	Purchase/Credit	Share Price	Shares this Transaction
2675672	12/19/18	12/19/18	Harris Local Funds Purchase County Tax Payment		\$45,022.03	\$1.00	45,022.030
2682914	12/31/18	12/31/18	Dividend Reinvest		\$343.76	\$1.00	343.760
TOTALS FOR PERIOD				0.00	\$45,365.79		45,365.790
ENDING BALANCE							\$208,262.44




NORTH BOONE CUSD 200

SDA / MMA TRANSACTION ACTIVITY

Statement Period
Dec 1, 2018 to Dec 31, 2018

BANK OF CHINA			BEGINNING BALANCE				\$3,919,440.75
Transaction	Date		Deposits	Withdrawals	Interest / Adjust	Balance	
196713	12/31/18	Interest			\$7,722.89	\$3,927,163.64	
TOTALS FOR PERIOD			\$0.00	\$0.00	\$7,722.89		
ENDING BALANCE							\$3,927,163.64




NORTH BOONE CUSD 200

FIXED INCOME INVESTMENTS

Statement Period
Dec 1, 2018 to Dec 31, 2018

MATURITIES

Type	M	Holding ID	Settle Date	Transaction Date	Maturity Date	Description	Cost	Face/Par
CD	M	257669-1	07/16/18	12/31/18	12/31/18	CD-257669-1 CITIBANK NA, IL	\$2,000,000.00	\$2,018,596.50
SEC	M	42801	08/30/18	12/31/18	12/31/18	SEC - 42801 - US TREASURY N/B	\$1,996,171.88	\$2,000,000.00
Totals for Period:							\$3,996,171.88	\$4,018,596.50




NORTH BOONE CUSD 200

FIXED INCOME INVESTMENTS

Statement Period
Dec 1, 2018 to Dec 31, 2018

INTEREST				
Type	Holding ID	Transaction Date	Description	Interest
DTC	40593	12/13/18	SEC - 40593 - Stearns Bank, NA Certificate of Deposit	\$337.68
DTC	39725	12/14/18	SEC - 39725 - Capital One Bank (usa), National Association Certificate of D	\$2,043.33
DTC	42610	12/27/18	SEC - 42610 - WELLS FARGO BANK NA	\$573.04
CD	257669-1	12/31/18	CD-257669-1 CITIBANK NA, IL	\$18,596.50
DTC	40594	12/31/18	SEC - 40594 - The Bankers Bank Certificate of Deposit	\$347.92
SDA	196713	12/31/18	Savings Deposit Account - BANK OF CHINA	\$7,722.89
SEC	42801	12/31/18	SEC - 42801 - US TREASURY N/B	\$15,000.00
Totals for Period:				\$44,621.36




NORTH BOONE CUSD 200

SECURITY TRADE INTEREST

Statement Period
Dec 1, 2018 to Dec 31, 2018

PURCHASE / SELL / MATURITY									
Type	P / S / M	Holding ID	Settlement Date	Maturity Date	Description	CUSIP#	Cost	Trade Interest	Net Proceeds
SEC	M	42801	12/31/18	12/31/18	SEC - 42801 - US TREASURY N/B	912828A75	\$1,996,171.88	\$4,972.83	\$2,001,144.71
Totals for Period:							\$1,996,171.88	\$4,972.83	\$2,001,144.71



NORTH BOONE CUSD 200

Statement Period
Dec 1, 2018 to Dec 31, 2018

CURRENT PORTFOLIO

Type	Code	Holding ID	Trade	Settle	Maturity	Description	Cost	Rate	Face/Par	Market Value
LIQ				12/31/18		LIQ Account Balance	\$1,982,520.01	2.150%	\$1,982,520.01	\$1,982,520.01
MAX				12/31/18		MAX Account Balance	\$208,262.44	2.220%	\$208,262.44	\$208,262.44
SDA	6	196713-1		12/31/18		Savings Deposit Account - BANK OF CHINA	\$3,927,163.64	2.331%	\$3,927,163.64	\$3,927,163.64
TS	10	260415-1	08/31/18	08/31/18	01/03/19	ISDLAF+ TERM SERIES	\$500,000.00	2.070%	\$503,544.53	\$500,000.00
CD	N	260356-1	08/30/18	08/30/18	01/17/19	LANDMARK COMMUNITY BANK	\$248,000.00	2.100%	\$249,997.60	\$248,000.00
CD	N	260357-1	08/30/18	08/30/18	01/17/19	FIELDPOINT PRIVATE BANK & TRUST	\$248,000.00	2.101%	\$249,998.54	\$248,000.00
CD	N	260358-1	08/30/18	08/30/18	01/17/19	FIRST NATIONAL BANK / THE FIRST, NA	\$204,000.00	2.100%	\$205,643.16	\$204,000.00
CD	N	261013-1	09/12/18	09/12/18	01/17/19	THIRD COAST BANK, SSB	\$248,100.00	2.125%	\$249,934.72	\$248,100.00
CD	N	261014-1	09/12/18	09/12/18	01/17/19	ASSOCIATED BANK, NA (N)	\$248,100.00	2.100%	\$249,912.83	\$248,100.00
SEC	3	42870-1	09/12/18	09/13/18	01/17/19	TREASURY BILL - 912796QT9	\$198,553.80	2.110%	\$200,000.00	\$199,809.60
CD	N	235547-1	02/02/17	02/02/17	02/04/19	BREMER BANK, NA	\$244,000.00	1.200%	\$249,872.05	\$244,000.00
CD	N	235684-1	02/08/17	02/08/17	02/08/19	WESTERN ALLIANCE BANK / TORREY PINES BANK	\$243,800.00	1.265%	\$249,968.54	\$243,800.00
CD	N	235685-1	02/08/17	02/08/17	02/08/19	COMMUNITY STATE BANK - OK	\$244,300.00	1.150%	\$249,918.90	\$244,300.00
DTC	N	39209-1	02/02/17	02/08/17	02/08/19	Keybank, NA / First Niagara Bank Certificate of Deposit (1.500%) 49306SXD3	\$248,487.44	1.400%	\$248,000.00	\$247,795.15
CD	N	257667-1	07/16/18	07/16/18	02/28/19	FLAGLER BANK	\$246,700.00	2.140%	\$249,983.92	\$246,700.00
CD	N	257668-1	07/16/18	07/16/18	02/28/19	REGENT BANK	\$246,700.00	2.140%	\$249,983.34	\$246,700.00
SEC	3	42869-1	09/12/18	09/13/18	03/07/19	TREASURY BILL - 912796QZ5	\$395,825.28	2.200%	\$400,000.00	\$398,306.80
CD	N	261011-1	09/12/18	09/12/18	03/14/19	CORNERSTONE BANK - YORK NEBRASKA	\$247,200.00	2.201%	\$249,927.89	\$247,200.00
CD	N	261012-1	09/12/18	09/12/18	03/14/19	PRUDENTIAL BANK	\$247,200.00	2.200%	\$249,926.66	\$247,200.00
CD	N	261009-1	09/12/18	09/12/18	03/28/19	T BANK, NA	\$247,000.00	2.200%	\$249,933.03	\$247,000.00
CD	N	261010-1	09/12/18	09/12/18	03/28/19	ROCKFORD B&TC	\$247,000.00	2.200%	\$249,932.88	\$247,000.00
CD	N	260352-1	08/30/18	08/30/18	04/24/19	BANK OF WASHINGTON	\$160,800.00	2.210%	\$163,107.46	\$160,800.00
CD	N	260353-1	08/30/18	08/30/18	04/24/19	BANK 7	\$246,400.00	2.210%	\$249,935.81	\$246,400.00
CD	N	260354-1	08/30/18	08/30/18	04/24/19	SERVISFIRST BANK	\$246,400.00	2.210%	\$249,935.81	\$246,400.00
CD	N	260355-1	08/30/18	08/30/18	04/24/19	TEXAS CAPITAL BANK	\$246,400.00	2.210%	\$249,935.81	\$246,400.00

CURRENT PORTFOLIO

Type	Code	Holding ID	Trade	Settle	Maturity	Description	Cost	Rate	Face/Par	Market Value
CD	N	260350-1	08/30/18	08/30/18	05/23/19	BANK OF CHINA	\$245,900.00	2.241%	\$249,915.47	\$245,900.00
CD	N	260351-1	08/30/18	08/30/18	05/23/19	FRANKLIN SYNERGY BANK	\$245,900.00	2.240%	\$249,914.18	\$245,900.00
CD	N	239917-1	06/07/17	06/07/17	06/07/19	CIBC BANK USA / PRIVATE BANK - MI	\$242,600.00	1.474%	\$249,749.96	\$242,600.00
DTC	N	39725-1	06/07/17	06/14/17	06/14/19	Capital One Bank (usa), National Association Certificate of Deposit (1.650%) 1404203K4	\$247,405.96	1.566%	\$247,000.00	\$246,002.12
CD	N	242315-1	07/06/17	07/06/17	07/08/19	KS STATEBANK / KANSAS STATE BANK OF MANHATTAN	\$242,400.00	1.508%	\$249,746.07	\$242,400.00
CD	N	257665-1	07/16/18	07/16/18	07/16/19	VALLEY NATIONAL BANK	\$244,000.00	2.430%	\$249,929.20	\$244,000.00
CD	N	257666-1	07/16/18	07/16/18	07/16/19	NEWBANK, NA	\$244,300.00	2.293%	\$249,900.58	\$244,300.00
DTC	N	40128-1	07/27/17	08/03/17	08/05/19	Morgan Stanley Bank, National Association Certificate of Deposit (1.700%) 61747MXQ9	\$247,000.00	1.700%	\$247,000.00	\$245,713.62
DTC	N	40129-1	07/27/17	08/03/17	08/05/19	Morgan Stanley Private Bank, National Association Certificate of Deposit (1.700%) 61760ACL1	\$247,000.00	1.700%	\$247,000.00	\$245,713.62
DTC	N	40591-1	09/07/17	09/12/17	09/12/19	American Express Bank, Fsb Certificate of Deposit (1.750%) 02587CGE4	\$247,000.00	1.750%	\$247,000.00	\$245,549.62
DTC	N	40592-1	09/07/17	09/12/17	09/12/19	American Express Centurion Bank Certificate of Deposit (1.750%) 02587DZ35	\$247,000.00	1.750%	\$247,000.00	\$245,549.62
DTC	N	40593-1	09/07/17	09/13/17	09/13/19	Stearns Bank, NA Certificate of Deposit (1.650%) 857894UH0	\$249,244.90	1.600%	\$249,000.00	\$247,347.39
DTC	N	38818-1	11/08/16	11/18/16	11/18/19	Washington Trust Company Of Westerly Certificate of Deposit (1.350%) 940637HW4	\$248,363.68	1.300%	\$248,000.00	\$245,148.50
DTC	N	40594-1	09/07/17	09/29/17	12/30/19	The Bankers Bank Certificate of Deposit (1.700%) 06610QDN8	\$249,330.10	1.640%	\$249,000.00	\$246,485.35
CD	N	257663-1	07/16/18	07/16/18	01/07/20	FIRST INTERNET BANK OF INDIANA	\$241,200.00	2.459%	\$249,981.35	\$241,200.00
CD	N	257664-1	07/16/18	07/16/18	01/07/20	SONABANK	\$241,100.00	2.492%	\$249,990.31	\$241,100.00
CD	N	235546-1	02/02/17	02/02/17	02/03/20	GREAT MIDWEST BANK	\$239,000.00	1.357%	\$248,854.83	\$239,000.00
DTC	N	42609-1	07/16/18	07/19/18	07/20/20	ALLY BANK (2.700%) 02007GDW0	\$246,000.00	2.700%	\$246,000.00	\$245,216.24
DTC	N	42610-1	07/16/18	07/27/18	07/27/20	WELLS FARGO BANK NA (2.800%) 949763SP2	\$249,242.33	2.750%	\$249,000.00	\$248,553.05
Totals for Period:							\$16,434,899.58		\$16,561,321.52	\$16,421,636.77

Weighted Average Portfolio Yield: 2.034 %
Weighted Average Portfolio Maturity: 156.83 Days

Portfolio Summary:

Type	Allocation (%)	Allocation (\$)	Description
LIQ	12.07%	\$1,982,520.01	Liquid Class Activity
MAX	1.27%	\$208,262.44	MAX Class Activity
CD	39.56%	\$6,496,500.00	Certificate of Deposit
DTC	16.50%	\$2,709,074.28	Certificate of Deposit
SDA	23.91%	\$3,927,163.64	Savings Deposit Account
SEC	3.64%	\$598,116.40	Security (see applicable security code)
TS	3.04%	\$500,000.00	Term Series

Note: Weighted Yield & Weighted Average Portfolio Maturity are calculated using "Market Value" and are only based on the fixed rate investments (excluding SDA investments).

"Cost" is comprised of the total amount you paid for the investment including any fees and commissions.

"Rate" is the Net Yield to Maturity.

"Face/Par" is the amount received at maturity.


"Market Value" reflects the market value as reported by an independent third-party pricing service. Certificates of Deposit and Commercial Paper and other assets for which market pricing is not readily available from a third-party pricing service are listed at "Cost".

Deposit Codes:

6) Promontory-BOC
10) Term Series
N) Single FEIN

Security Codes:

3) BILL



ISDLAF+ Monthly Statement



About Your Account and Statement

Securities and municipal advisory brokerage services (investments purchased with proceeds from a municipal securities issuance), and investments cleared through our clearing firm, Pershing LLC, are offered through PMA Securities, Inc., a broker-dealer and municipal advisor registered with the SEC and MSRB, and a member of FINRA and SIPC. All other products and brokerage services are generally provided by PMA Financial Network, Inc. Thus, certificates of deposit ("CD"), savings deposit accounts ("SDA") and commercial paper ("CP") may be executed through either PMA entity, as applicable, depending on whether the investment was purchased with proceeds derived from municipal securities. PMA Securities, Inc. and PMA Financial Network, Inc. are operated under common ownership and are affiliated with Prudent Man Advisors, Inc.

Fixed Rate Investment Activity

This section shows all of the fixed term investments purchased and sold, maturities, interest received, and activity. This will include all CD, SDA, CP, securities and money market funds purchased through PMA Financial Network, Inc. or PMA Securities, Inc. as applicable. It also shows the approximate market value of each security whose price is obtained from an independent source believed to be reliable. However, PMA cannot guarantee their accuracy. This data is provided for informational purposes only. Listed values should not be interpreted as an offer to buy or sell at a specific price. CD's and CP are listed at their original cost. Redemption of a CD prior to maturity may result in early withdrawal penalties. Market values are based on the last day of the month for which this report date range is ending. If the run date of this report is prior to the end of the current month, the market values are listed as equivalent to the cost values.

ISDLAF + Activity

This section shows all of the activity in the Liquid and Max Class. The Average Rate represents the average net interest rate over the previous month which is then annualized. Income Summary represents the interest earned for the Month and Fiscal Year to Date.

Information regarding the ISDLAF+ investment objectives, risks, charges and expenses can be found in the ISDLAF+ information statement, which can be obtained at www.isdlafplus.com or by calling PMA at the phone number listed.

An investment in the Multi-Class Series or any Term Series is not a bank deposit and is not insured or guaranteed by the Federal Deposit Insurance Corporation or any other governmental or private agency. Although the Liquid Class and MAX Class of the Multi-Class Series each seeks to maintain a stable value of \$1.00 per share, it is possible to lose money by investing in the Multi-Class Series. It also is possible to lose money by investing in a Term Series, which may impose a substantial penalty for redemption prior to the full term of the Series.

Money Market Fund

The Rate shown for the money market fund represents the average net interest rate over the previous month which is then annualized. Information regarding the money market fund's investment objectives, risks, charges and expenses can be found in the money market fund's prospectus, which can be obtained by calling PMA at the phone numbers listed. The performance data featured represents past performance, which is no guarantee of future results. Investment returns will fluctuate. Current performance may be higher or lower than the performance data quoted. Please call PMA for the most recent performance figures.

The performance data featured represents past performance, which is no guarantee of future results. Investment returns will fluctuate. Current performance may be higher or lower than the performance data quoted. Please call PMA for the most recent performance figures.

Additional Disclosures

All funds, and/or securities are located and safe kept in an account under the client's name at their custodial bank. Any certificates of deposit listed are located in the client's name at the respective bank. Any money market fund shares are held directly with the money market fund. It is recommended that any oral communications be re-confirmed in writing to further protect your rights, including rights under the Securities Investor Protection Act.

Debt Securities

Some debt securities are subject to redemption prior to maturity. In the event of a partial or whole call of a security, the securities call will be automatically selected on a random basis as is customary in the securities industry. The probability that your securities will be selected is proportional to the amount of your holdings relative to the total holdings. Redemption prior to maturity could affect the yield represented. Additional information is available upon request.

A financial statement of PMA Securities, Inc. is available for inspection at its office or a copy will be mailed to you upon written request.

PLEASE ADVISE PMA AND OUR CLEARING FIRM, PERSHING LLC, IMMEDIATELY OF ANY INACCURACY OR DISCREPANCY ON YOUR STATEMENT. FOR A CHANGE OF ADDRESS OR QUESTIONS REGARDING YOUR ACCOUNT, PLEASE NOTIFY YOUR PMA REPRESENTATIVE. ANY ORAL COMMUNICATIONS SHOULD BE RE-CONFIRMED IN WRITING.

How to Contact PMA

Please call (630) 657-6400 or write to us at PMA, 2135 CityGate Lane, 7th Floor, Naperville, Illinois 60563.

How to Contact Pershing, LLC

Please call (201) 413-3330 or write to Pershing, LLC, One Pershing Plaza, Jersey City, New Jersey, 07399

In accordance with FINRA Rule 2267, PMA Securities, Inc. is providing the following information in the event you wish to contact FINRA. You may call (301) 590-6500 or write to FINRA at 1735 K Street NW, Washington, D.C. 20006-1500. In addition to the public disclosure number (800) 289-9999, FINRA provides an investor brochure which describes their Public Disclosure Program. Additional information is also available at www.finra.org.

This Page Intentionally Left Blank