

NORTH BOONE SCHOOL DISTRICT #200 - TREASURERS REPORT FOR January 2019										
FUND	Cash Balance	Receipts	Investments	Expenses	Investments	Cash Balance	Investments	Total Cash		
	Begin. of Month	Actual	Returned	Actual	Purchased	End of Month	End of Month	& Investments		
10 EDUCATION FUND	\$1,676,284.28	\$530,413.42	\$0.00	\$1,101,836.25	\$0.00	\$1,104,861.45	\$10,116,744.23	\$11,221,605.68		
Coke Acct	\$8,620.99	\$3.64	\$0.00	\$0.00	\$0.00	\$8,624.63	\$0.00	\$8,624.63		
Money Market	(\$1,478,513.70)	\$2,760,740.01	\$0.00	\$500,000.00	\$0.00	\$782,226.31	\$0.00	\$782,226.31		
Total Education	\$206,391.57	\$3,291,157.07	\$0.00	\$1,601,836.25	\$0.00	\$1,895,712.39	\$10,116,744.23	\$12,012,456.62		
HRA	\$9,543.87			\$5,427.93		\$4,115.94		\$4,115.94		
20 OPERATION AND MAIN	(\$404,989.83)	\$150,129.24		\$125,856.37	\$0.00	(\$380,716.96)	\$930,412.65	\$549,695.69		
Money Market	\$416,204.66	\$150,000.00	\$0.00	\$150,000.00	\$0.00	\$416,204.66	\$0.00	\$416,204.66		
Total Operation and Mainten	\$11,214.83	\$300,129.24	\$0.00	\$275,856.37	\$0.00	\$35,487.70	\$930,412.65	\$965,900.35		
30 DEBT SERVICES FUND	\$15,170.13	\$0.00	\$0.00	\$0.00	\$0.00	\$15,170.13	\$238,859.82	\$254,029.95		
Money Market	\$3,186.00	\$0.00	\$0.00	\$0.00	\$0.00	\$3,186.00	\$0.00	\$3,186.00		
Capital Development	\$0.00	\$0.00	\$0.00	\$0.00	\$0.00	\$0.00	\$12,608,169.35	\$12,608,169.35		
Total Debt Service Funds	\$18,356.13	\$0.00	\$0.00	\$0.00	\$0.00	\$18,356.13	\$12,847,029.17	\$12,865,385.30		
40 TRANSPORTATION FU	(\$761,149.42)	\$550,000.00	\$0.00	\$51,541.68	\$0.00	(\$262,691.10)	\$875,633.38	\$612,942.28		
Money Market	\$777,224.83	\$731,065.63	\$0.00	\$550,000.00	\$0.00	\$958,290.46	\$0.00	\$958,290.46		
Total Transportation	\$16,075.41	\$1,281,065.63	\$0.00	\$601,541.68	\$0.00	\$695,599.36	\$875,633.38	\$1,571,232.74		
50 IMRF FUND - IMRF	(\$155,979.50)	\$63,081.62	\$0.00	\$44,649.21	\$0.00	(\$137,547.09)	\$216,915.10	\$79,368.01		
Money Market	\$238,013.57	\$50,000.00	\$0.00	\$50,000.00	\$0.00	\$238,013.57	\$0.00	\$238,013.57		
	\$82,034.07	\$113,081.62	\$0.00	\$94,649.21	\$0.00	\$100,466.48	\$216,915.10	\$317,381.58		
60 CAPITAL PROJECTS FU	(\$303,803.57)	\$50,000.00	\$0.00	\$52,904.12	\$0.00	(\$306,707.69)	\$227,191.30	(\$79,516.39)		
Money Market	\$322,845.77	\$50,000.00	\$0.00	\$50,000.00	\$0.00	\$322,845.77	\$0.00	\$322,845.77		
Sales Tax	\$0.00	\$0.00	\$0.00	\$0.00	\$0.00	\$0.00	\$568,177.73	\$568,177.73		
Total Capital Projects	\$19,042.20	\$100,000.00	\$0.00	\$102,904.12	\$0.00	\$16,138.08	\$795,369.03	\$811,507.11		
70 WORKING CASH	\$1,654.92		\$0.00	\$0.00	\$0.00	\$1,654.92	\$873,002.03	\$874,656.95		
Money Market	\$10,902.31	\$0.00	\$0.00	\$0.00	\$0.00	\$10,902.31	\$0.00	\$10,902.31		
Total Working Cash	\$12,557.23	\$0.00	\$0.00	\$0.00	\$0.00	\$12,557.23	\$873,002.03	\$885,559.26		
</										

North Boone CUSD #200

Checkbook

January 2019

	Beginning Balance	Received	Distribution	Balance
Balance Forward				\$1,334,638.41
Education Fund	\$206,391.57	\$ 3,291,157.07	\$ 1,601,836.25	\$1,895,712.39
Operations and Maintenance	\$11,214.83	\$ 300,129.24	\$ 275,856.37	\$35,487.70
Debt Service (B & I)	\$18,356.13	\$ -	\$ -	\$18,356.13
Transportation	\$16,075.41	\$ 1,281,065.63	\$ 601,541.68	\$695,599.36
IMRF Fund - IMRF	\$82,034.07	\$ 113,081.62	\$ 94,649.21	\$100,466.48
Capital Projects (S & C)	\$19,042.20	\$ 50,000.00	\$ 52,904.12	\$16,138.08
Working Cash	\$12,557.23		\$ -	\$12,557.23
Tort	\$28,375.22	\$ -	\$ -	\$28,375.22
Building Safety	\$28,723.97	\$ -	\$ -	\$28,723.97
	\$422,770.63	\$ 5,035,433.56	\$ 2,626,787.63	\$ 2,831,416.56
Ending Balance				\$ 2,831,416.56
Outstanding Checks				\$104,106.23
Bank Balance				\$2,935,522.79
Poplar Grove Bank	General Account	\$ 91,333.04		
Poplar Grove Bank	Money Market	\$ 2,835,565.12		\$0.00
Poplar Grove Bank	Coca Cola	\$ 8,624.63		
		\$ 2,935,522.79		
General checking deposits	\$ 1,343,624.28			
Money Market deposits	\$ 3,741,805.64			
Coke deposits	\$ 3.64			
Total Deposits for January	\$ 5,085,433.56			

Education Fund January 2019									
Date	Description	Receipt Number	Comments	Received	Expenses	Balance	set trans	bankcard	
10-19-121-800 contract	Balance Forward - checking					\$ 1,876,284.28			
10-19-112-00							\$ 60.00	\$ 12.30	
01/07/19	10-19-499100-0-00	SL of IL - Healthcare & Family Services	431		\$ 1,525.23		\$ 152.00	\$ 300.00	
01/08/19	10-19-171100-1-00	HS Athletic Admissions	420	BB Ticket Sales 12-20-18	\$ 479.00		\$ 180.55	\$ 150.00	
01/08/19	10-19-171100-1-00	HS Athletic Admissions	421	GB/BB Ticket Sales	\$ 1,383.00		\$ 29.00		
01/08/19		Payroll	ACH		\$ 55.28		\$ 190.00		
01/11/19	10-19-1611000-2-00	CES Lunch	169		\$ 319.70		\$ 295.00		
01/11/19	10-19-1611000-0-00	Adult Lunch	169		\$ 3.25		\$ 200.00		
01/11/19	10-19-1611000-2-00	CES Lunch	169	snack & milk	\$ 412.60		\$ 230.65		
01/11/19	10-19-1611000-3-00	MES Lunch	2485		\$ 637.25		\$ 282.47		
01/11/19	10-19-161100-3-00	MES Registration	2485	2018-2019	\$ 150.00		\$ 435.20	\$ 462.30	
01/11/19	10-19-171100-1-00	HS Athletic Admissions	423	Girls BB	\$ 394.00		\$ 310.00		
01/11/19	10-19-171100-1-00	HS Athletic Admissions	450	Wrestling	\$ 414.30		\$ 315.00		
01/11/19	10-19-171100-1-00	HS Athletic Admissions	424	Boys BB	\$ 568.00		\$ 80.00		
01/11/19	10-19-161100-5-00	UE Lunch	3124		\$ 360.00		\$ 398.00		
01/11/19	10-19-161100-5-00	UE Registration	3124		\$ 115.50		\$ 70.00		
01/11/19	10-19-161100-7-00	MS Lunch	2888		\$ 864.95		\$ 250.00		
01/11/19	10-19-161100-7-00	MS Laptop	2888		\$ 27.70		\$ 150.00		
01/11/19	10-19-161100-7-00	MS Textbook Rentals	2888	PE Lock	\$ 5.00		\$ 229.05		
01/11/19	10-19-161100-4-00	PGE Lunch	703		\$ 794.20		\$ 81.35		
01/11/19	10-19-1611000-0-00	Adult Lunch	703		\$ 3.25		\$ 228.00		
01/11/19	10-19-161100-5-00	UE Lunch	703		\$ 40.00		\$ 290.00		
01/11/19	10-19-1611000-1-00	HS Lunch	703		\$ 33.00		\$ 205.40		
01/11/19	10-19-161100-7-00	MS Lunch	703		\$ 12.00		\$ 423.15		
01/11/19	10-19-1611000-1-00	HS Lunch	501		\$ 354.00		\$ 20.00		
01/11/19	10-19-1611000-1-00	HS Lunch	396		\$ 241.50		\$ 199.50		
01/11/19	10-19-1611000-1-00	HS Lunch	500		\$ 279.00		\$ 30.00		
01/11/19	10-19-1611000-1-00	HS Lunch	399		\$ 262.00		\$ 40.00		
01/11/19	10-19-1611000-1-00	HS Lunch	397		\$ 405.25		\$ 78.00		
01/15/19	10-19-000000-0-1100-223-00	Sara Istad - dental	433		\$ 30.96		\$ 60.00		
01/15/19	10-19-171100-1-00	HS Athletic Admissions	451	Boys Basketball	\$ 288.00		\$ 152.00		
01/15/19	10-19-171100-1-00	HS Athletic Admissions	452	Boys Basketball	\$ 542.00		\$ 79.05		
01/17/19	10-19-1611000-3-00	MES Lunch	2486		\$ 367.90		\$ 550.00		
01/18/19	10-19-1611000-1-00	HS Lunch	505		\$ 57.00		\$ 378.00		
01/18/19	10-19-1611000-1-00	HS Lunch	502		\$ 236.00				
01/18/19	10-19-1611000-1-00	HS Lunch	503		\$ 252.00		\$ 6,831.57		
01/18/19	10-19-1611000-1-00	HS Lunch	506		\$ 258.00				
01/18/19	10-19-161100-5-00	UE Lunch	3276		\$ 370.05				
01/18/19	10-19-1611000-1-00	HS Lunch	504		\$ 416.00				
01/18/19	10-19-1611000-2-00	CES Lunch	170		\$ 410.15				
01/18/19	10-19-1611000-0-00	Adult Lunch	170		\$ 60.00				
01/18/19	10-19-161100-7-00	MS Lunch	2889		\$ 611.80				
01/18/19	10-19-1611000-1-00	HS Lunch	2889		\$ 15.00				
01/18/19	10-19-161100-7-00	MS Laptop	2889		\$ 67.70				
01/18/19	10-19-171100-7-00	MS Athletic Admissions	2889	Girls BB	\$ 64.00				
01/18/19	10-19-161100-7-00	MS Registration	2889	18-19	\$ 26.00				
01/18/19	10-19-172200-7-00	MS Athletic Fees	2889		\$ 1,680.00				
01/20/19	10-19-161100-4-00	PGE Lunch	704		\$ 918.14				
01/20/19	10-19-161100-5-00	UE Lunch	704		\$ 90.00				
01/20/19	10-19-1611000-1-00	HS Lunch	704		\$ 40.00				
01/20/19	10-19-1611000-0-00	Adult Lunch	704		\$ 2.00				
01/25/19		Redeposit NSF Check	437	Erwin	\$ 25.00				
01/25/19	10-19-161100-1-00	HS Registration	457	Replacement Chemistry Books	\$ 82.50				
01/25/19	10-19-000000-0-1100-223-00	Margaret Klein	436		\$ 97.12				
01/25/19	10-19-000000-1-2560-490-00	Inst. Processing Services	440		\$ 111.10				
01/25/19	10-19-161100-5-00	UE Registration	3277		\$ 135.00				
01/25/19	10-19-1611000-1-00	HS Lunch	508		\$ 185.33				
01/25/19	10-19-1611000-1-00	HS Lunch	509		\$ 211.80				
01/25/19	10-19-1611000-1-00	HS Lunch	507		\$ 220.00				
01/25/19	10-19-161100-7-00	MS Lunch	2890		\$ 133.25				
01/25/19	10-19-171100-7-00	MS Athletic Admissions	2890	Girls bb 1-24-19	\$ 37.95				
01/25/19	10-19-161100-7-00	MS Registration	2890		\$ 30.00				
01/25/19	10-19-161100-7-00	MS Registration	2890	PE Uniforms	\$ 30.00				
01/25/19	10-19-000000-4-1110-410-00	Poplar Grove Elem. Act. Amazon Business	439		\$ 317.45				
01/25/19	10-19-171100-1-00	HS Athletic Admissions	453	Wrestling	\$ 601.00				
01/25/19	10-19-000000-4-1110-314-00	ROE PG Prof Dev	438	Rising Star Conf	\$ 900.00				
01/25/19	10-19-161100-1-00	HS Registration	456		\$ 372.50				
01/25/19	10-19-172300-1-00	HS Parking Fee	456		\$ 300.00				
01/25/19	10-19-172000-1-00	HS Athletic Admissions	456	Boys BB	\$ 100.00				
01/25/19	10-19-172000-1-00	HS Athletic Admissions	456	FFA	\$ 70.00				
01/25/19	10-19-172000-1-00	HS Athletic Admissions	456	Clubs	\$ 30.00				
01/25/19	10-19-161100-1-00	HS Registration	456	PE Uniforms	\$ 30.00				
01/25/19	10-19-161100-1-00	HS Schedule Change	456		\$ 315.00				
01/25/19	10-19-161100-1-00	HS Lunch	456		\$ 4.00				
01/25/19	10-19-199900-0-00	Misc.	456		\$ 133.35				
1/25/2019	10-19-000000-0-1100-223-00	George O'Malley Insurance Payment	435		\$ 1,465.54				
	10-19-161100-0-00	Set Trans			\$ 6,831.57				
	10-19-161100-1-00	HS Student Lunches	CC		\$ 462.30				
		Credit Card Fee			\$ 95.12				
		Magie Wrighter Fee			\$ 2.50				
		NSF Checks - Irwin 3x25.00			\$ 75.00				
		Payroll Correction		routing number fixed	\$ 55.28				
1/3/2019	10-19-121-801	transferred in from MM	Transfer						
1/4/2019	10-19-121-801	transferred in from MM	Transfer						
1/7/2019	10-19-121-801	transferred in from MM	Transfer						
1/14/2019	10-19-121-801	transferred in from MM	Transfer		\$ 50,000.00				

1/18/2019	10-19-121-801	transferred in from MM	Transfer	\$ 250,000.00					
1/22/2019	10-19-121-801	transferred in from MM	Transfer						
1/23/2019	10-19-121-801	transferred in from MM	Transfer	\$ 50,000.00					
1/28/2019	10-19-121-801	transferred in from MM	Transfer						
1/28/2019	10-19-121-801	transferred in from MM	Transfer	\$ 50,000.00					
1/30/2019	10-19-121-801	transferred in from MM	Transfer	\$ 50,000.00					
1/31/2019	10-19-121-801	transferred in from MM	Transfer	\$ 50,000.00					
		Misc.							
		Bliss PD Payroll & AP totals for January			\$ 553,064.12				
1/4/2019		January Payroll 01/04/19			\$ 274,788.38				
1/18/2019		January Payroll 01/18/19			\$ 274,104.34				
1/18/2019		Jan. 18 - D. Schultz manual paycheck			-328.49				
				\$630,413.42	\$ 1,101,836.25	\$ 1,104,861.45			
10-19-121-801		Balance Forward						(1,478,513.70)	
1/14/2019	10-19-300100-0-00	State of IL - Evidence Based Funding	ACH	\$ 335,189.08					
1/15/2019	10-19-493200-0-00	State of IL - Title II Teacher Quality	ACH	\$ 1,075.00					
1/15/2019	10-19-440000-0-00	State of IL - Title IVA Student Support	ACH	\$ 4,720.00					
1/15/2019	10-19-430000-0-00	State of IL - Title I - Low Income	ACH	\$ 81,854.00					
1/4/2019	10-19-336000-0-00	State of IL - State Free Lunch & Breakfast	ACH	\$ 306.72					
1/8/2019	10-19-490900-0-00	State of IL - Fed Sp Ed Pre-School	ACH	\$ 2,308.00					
1/8/2019	10-19-460000-0-00	State of IL - Title III Lang Inst Prog Limited	ACH	\$ 5,067.00					
1/8/2019	10-19-462000-0-00	State of IL - Fed Sp Ed IDEA Flow Through	ACH	\$ 48,728.00					
1/22/2019	10-19-421000-0-00	State of IL - National School Lunch	ACH	\$ 24,862.38					
1/23/2019	10-19-493200-0-00	State of IL - Title II Teacher Quality	ACH	\$ 1,128.00					
1/23/2019	10-19-300100-0-00	State of IL - Evidence Based Funding	ACH	\$ 335,189.08					
1/28/2019	10-19-310000-0-00	State of IL - Sp Ed Private Facility	ACH	\$ 19,891.77					
1/4/2019	10-19-121-802	Wire IL Dist Liquid Asset Fund	Transfer	\$ 800,000.00					
	10-19-121-802	Wire IL Dist Liquid Asset Fund	Transfer	\$ 1,300,000.00					
	10-19-151000-0-00	Interest		\$ 821.00					
1/14/2019	10-19-121-801	transferred in from MM	Transfer	\$ 50,000.00					
1/18/2019	10-19-121-801	transferred in from MM	Transfer	\$ 250,000.00					
1/23/2019	10-19-121-801	transferred in from MM	Transfer	\$ 50,000.00					
1/28/2019	10-19-121-801	transferred in from MM	Transfer	\$ 50,000.00					
1/30/2019	10-19-121-801	transferred in from MM	Transfer	\$ 50,000.00					
1/31/2019	10-19-121-801	transferred in from MM	Transfer	\$ 50,000.00	\$ 2,760,740.01	\$ 600,000.00		782,226.31	
10-19-121-803		Balance Forward						\$ 8,620.99	
	10-19-151000-0-00	Interest		\$ 3.64					
				\$ 3.64	\$ -	\$ 8,624.63			
				\$1,030,417.06	\$ 1,601,836.26	\$ 206,391.67			
10-19-112-111		Balance Forward						\$ 9,643.86	
1/11/2019		Diversified Benefits HRA Claim	Shannon Eaton	\$ 344.13					
1/11/2019		Diversified Benefits HRA Claim	Rebecca Giesecke	\$ 43.64					
1/11/2019		Diversified Benefits HRA Claim	Sarah Parker	\$ 100.00					
1/11/2019		Diversified Benefits HRA Claim	Kaylee Peterson	\$ 300.00					
1/11/2019		Diversified Benefits HRA Claim	Mary Piskie	\$ 51.03					
1/11/2019		Diversified Benefits HRA Claim	David Siggelkov	\$ 200.32					
1/18/2019		Diversified Benefits HRA Claim	Rebecca Giesecke	\$ 139.91					
1/18/2019		Diversified Benefits HRA Claim	Kaylee Peterson	\$ 817.56					
1/18/2019		Diversified Benefits HRA Claim	Mary Piskie	\$ 51.03					
1/25/2019		Diversified Benefits HRA Claim	David Siggelkov	\$ 640.46					
1/25/2019		Diversified Benefits HRA Claim	Brenda Zellner	\$ 30.00					
1/29/2019		Diversified Benefits HRA Claim	Rebecca Giesecke	\$ 50.00					
1/29/2019		Diversified Benefits HRA Claim	Michael Greenlee	\$ 621.32					
1/29/2019		Diversified Benefits HRA Claim	Kelstein Putnam	\$ 984.39					
1/29/2019		Diversified Benefits HRA Claim	Julia Saunders	\$ 1,054.14					
				\$ -	\$ 5,427.93	\$ 4,116.95			
		Total Education Fund		\$ 3,291,167.07	\$ 1,596,408.32	\$ 1,895,712.39			

Operations and Maintenance Fund January 2019						
Date		Description	Deposit Number	Comments	Received	Expenses
20-18-112-000		Balance Forward - Checking				
contraacct	20-19-112-00					
		Transfer from MM			\$ 150,000.00	
1/7/2019	20-19-199900-0-01	Fox Valley Internet	432		\$ 109.24	
1/7/2019	20-19-199900-0-01	Skybeam	432		\$ 20.00	
		Bills PD Payroll & AP totals for January				\$ 87,439.52
1/4/2019		January Payroll 01/04/19				\$ 18,745.00
1/18/2019		January Payroll 01/18/19				\$ 18,369.30
1/18/2019		January 18 - Dean Schultz manual paycheck				\$ 1,302.55
					\$ 150,129.24	\$ 125,856.37
						\$ (380,716.96)
20-19-121-601		Balance Forward - MM				\$ 416,204.66
		20-19-121-602 wire in from PMA			\$ 150,000.00	
		20-19-112-000 transferred to checking				\$ 150,000.00
					\$ 150,000.00	\$ 150,000.00
						\$ 416,204.66
					\$ 300,129.24	\$ 275,856.37
						\$ 11,214.83
		Total O & M Fund				\$ 35,487.70

Debt Service Fund						
January 2019						
Date		Description			Received	Expenses
30-19-112-000		Balance Forward - Checking				
contraacct	30-19-112-00					
		January AP's				
					0.00	0.00
30-19-121-601		Balance Forward MM				
					0.00	0.00
					\$0.00	\$0.00
		Total Debt Service Fund				

Transportation Fund January 2019						
Date		Description	Deposit Number	Comments	Received	Expense
40-19-112-000		Balance Forward - Checking				\$ (761,149.42)
		Transfer from MM			\$550,000.00	
1/4/2019		January Payroll 01/04/19				18,460.15
1/18/2019		January Payroll 01/18/19				19,779.87
		Bills PD Payroll & AP totals for January				13,301.66
					550,000.00	51,541.68
						\$ (262,691.10)
40-19-121-601		Balance Forward MM				777,224.83
		40-18-112-000 transferred to checking				\$ 550,000.00
1/28/2019	40-19-351000-0-00	Transportation - Sp Ed			\$ 65,904.74	
1/28/2019	40-19-350000-0-00	Transportation - Reg & Voc			\$ 115,160.89	
		Transfer from PMA			\$ 550,000.00	
					731,065.63	550,000.00
						958,290.46
					\$1,281,065.63	\$601,541.68
						\$ 16,075.41
		Total Transportation Fund				\$ 695,599.36

IMRF Fund - IMRF

January 2019

Date	Description	Deposit Number	Comments	Received	Expenses	Balance
50-19-112-000	Balance Forward -Checking					\$ (155,979.80)
<i>contract</i>						
1/15/2019	50-19-123000-0-00 IMRF/SS CPP REPL TAX	434		\$ 13,081.62		
	50-19-121-601 transferred in from MM			\$ 50,000.00		
	Bills PD Payroll & AP totals for January				\$ 44,649.21	
				\$ 63,081.62	\$ 44,649.21	\$ (137,547.39)
50-19-121-601	Balance Forward-MM					\$ 238,013.57
	50-19-121-602 wire in from PMA			\$ 50,000.00		
	50-19-112-000 transferred to checking				\$ 50,000.00	
				\$ 50,000.00	\$ 50,000.00	\$ 238,013.57
	Ending Balance			\$ 113,081.62	\$ 94,649.21	\$ 82,033.77
	Total IMRF Fund					\$ 100,466.18

Capital Projects Fund							
January 2019							
Date	Description	Deposit Number	Comments	Received	Expenses	Balance	
60-19-112-000	Balance Forward - checking						(\$303,803.57)
	60-19-121-601 transferred in from MM						
	Bills PD Payroll & AP totals for January				52,904.12		
				0.00	52,904.12		(\$356,707.69)
60-19-121-601	Balance Forward - money market						\$322,845.77
	60-19-121-602 wire in from PMA			\$ 50,000.00			
	60-19-112-000 transferred to checking						
				50,000.00	0.00		\$372,845.77
				\$50,000.00	\$52,904.12		\$19,042.20
	Total Capital Project Fund Balance						\$16,138.08

Working Cash Fund January 2019							
Date		Description	Deposit Number	Comments	Received	Expenses	Balance
70-19-112-000		Balance Forward - Checking					\$1,654.92
contract	10-19-112-00						
	70-19-111500-0-01	taxes received					
					0.00	0.00	\$1,654.92
70-19-121-601		Balance Forward - MM					\$10,902.31
					0.00	0.00	\$10,902.31
					\$0.00	\$0.00	\$12,557.23
		Total Working Cash Fund					\$12,557.23

Tort Fund
January 2019

Date		Description	Deposit Number	Comments	Received	Expenses	Balance
80-19-112-000		Balance Forward - Checking					\$27,818.74
contract	80-19-112-00						
		AP & Liabilities for January 2019					
					0.00	0.00	\$27,818.74
80-19-121-801		Balance Forward- MM					\$556.48
	80-19-112-000	transferred to checking					
					0.00	0.00	\$556.48
					\$0.00	\$0.00	\$28,375.22
		Total Tort Fund					\$28,375.22

Building Safety Fund							
January 2019							
Date		Description	Deposit Number	Comments	Received	Expenses	Balance
90-19-112-000		Balance Forward - checking					\$384.41
contract	10-19-112-00						
	90-19-111800-0-01	first prior year taxes					
					0.00	0.00	\$384.41
90-19-121-601		Balance Forward - MM					\$28,339.56
					0.00	0.00	\$28,339.56
					\$0.00	\$0.00	\$28,723.97
		Total Building Safety Fund					\$28,723.97

NORTH BOONE CUSD #200

PMA ACCOUNTS

December 31, 2018

[illegible]

[illegible]

[illegible]

[illegible][illegible]

2018-2019 O & M INVESTMENT

Date	Description	Investments Purchased	Investments Returned	Interest Paid	Investment Balance	Interest Year to Date
7/1/2018	Balance Forward				\$1,020,408.36	\$0.00
7/30/2018	transfer to mm		\$100,000.00		\$920,408.36	\$0.00
7/30/2018	July Interest			\$1,538.75	\$921,947.11	\$1,538.75
8/27/2018	20-19-111100-0-01 taxes	\$387,154.99			\$1,309,102.10	\$1,538.75
8/27/2018	20-19-113000-0-01 taxes lease	\$1,815.80			\$1,310,917.90	\$1,538.75
8/30/2018	August Interest			\$1,704.21	\$1,312,622.11	\$3,242.96
9/7/2018	20-19-111100-0-01 taxes	\$211,398.34			\$1,524,020.45	\$3,242.96
9/7/2018	20-19-113000-0-01 taxes lease	\$991.48			\$1,525,011.93	\$3,242.96
9/30/2018	September Interest			\$1,046.06	\$1,526,057.99	\$4,289.02
9/30/2018	transfer to mm		\$90,000.00		\$1,436,057.99	\$4,289.02
10/31/2018	October Interest			\$736.85	\$1,436,794.84	\$5,025.87
10/31/2018	transfer to mm		\$400,000.00		\$1,036,794.84	\$5,025.87
11/6/2018	20-19-111100-0-01 taxes	\$37,036.56			\$1,073,831.40	\$5,025.87
11/6/2018	taxes interest	\$1,102.94			\$1,074,934.34	\$5,025.87
11/6/2018	20-19-113000-0-01 taxes lease	\$173.70			\$1,075,108.04	\$5,025.87
11/6/2018	lease tax interest	\$5.17			\$1,075,113.21	\$5,025.87
11/30/2018	November interest			\$625.11	\$1,075,738.32	\$5,650.98
12/31/2018	December Interest			\$2,860.47	\$1,078,598.79	\$8,511.45
1/15/2019	transfer to mm		\$150,000.00		\$928,598.79	\$8,511.45
1/31/2019	January interest			\$1,813.86	\$930,412.65	\$10,325.31

[illegible]

[illegible]

[illegible]

	2018-2018 IMRF Fund				
Date	Description	Investments Purchased	Investments Returned	Interest Paid	Investment Balance
7/1/2018	BALANCE FORWARD				\$96,111.10
7/30/2018	July Interest			\$144.94	\$96,256.04
8/27/2018	50-19-111400-0-01 taxes	\$130,295.80			\$226,551.84
8/27/2018	50-19-115000-0-01 taxes	\$130,295.80			\$356,847.64
8/30/2018	August Interest			\$177.93	\$357,025.57
9/7/2018	50-19-111400-0-01 taxes	\$71,145.46			\$428,171.03
9/7/2018	50-19-115000-0-01 taxes	\$71,145.46			\$499,316.49
9/30/2018	September Interest			\$284.52	\$499,601.01
9/30/2018	transfer to mm		\$10,000.00		\$489,601.01
10/31/2018	October Interest			\$252.98	\$489,853.99
10/31/2018	transfer to mm		\$150,000.00		\$339,853.99
11/6/2018	50-19-111400-0-01 taxes	\$12,464.55			\$352,318.54
11/6/2017	taxes interest	\$371.19			\$352,689.73
11/6/2018	50-19-115000-0-01 taxes	\$12,464.55			\$365,154.28
11/6/2018	taxes interest	\$371.19			\$365,525.47
11/30/2018	November interest			\$126.69	\$365,652.16
11/30/2018	transfer to mm		\$75,000.00		\$290,652.16
12/30/2018	December interest			\$772.86	\$291,425.02
1/15/2019	transfer to mm		\$75,000.00		\$216,425.02
1/31/2019	January interest			\$490.08	\$216,915.10
					\$216,915.10
					\$216,915.10
					\$216,915.10
					\$216,915.10

Interest Year
to Date
\$0.00
\$144.94
\$144.94
\$144.94
\$322.87
\$322.87
\$322.87
\$607.39
\$607.39
\$860.37
\$860.37
\$860.37
\$860.37
\$860.37
\$860.37
\$860.37
\$987.06
\$987.06
\$1,759.92
\$1,759.92
\$2,250.00
\$2,250.00
\$2,250.00
\$2,250.00
\$2,250.00

2017-2018 Capital Projects INVESTMENT

Date	Description	Investments Purchased	Investments Returned	Interest Paid	Investment Balance
7/1/2017	BALANCE FORWARD				\$328,041.73
7/18/2018	sales tax deposited 60-19-199900-0-01	\$40,616.05			\$368,657.78
7/30/2018	July Interest			\$494.68	\$369,152.46
7/30/2018	Transfer to mm		\$150,000.00		\$219,152.46
8/16/2018	sales tax deposited 60-19-199900-0-01	\$47,636.84			\$266,789.30
8/31/2018	August Inerest			\$405.10	\$267,194.40
099/17/2018	sales tax deposited 60-19-199900-0-01	\$45,725.49			\$312,919.89
9/30/2018	September Interest			\$212.93	\$313,132.82
9/30/2018	Transfer to mm		\$145,000.00		\$168,132.82
10/31/2018	October Interest			\$86.88	\$168,219.70
10/17/2018	sales tax deposited 60-19-199900-0-01	\$44,697.91			\$212,917.61
11/27/2018	sales tax deposited 60-19-199900-0-01	\$49,439.97			\$262,357.58
11/30/2018	November interest			\$142.08	\$262,499.66
11/30/2018	Transfer to mm		\$50,000.00		\$212,499.66
10/31/2018	Transfer to mm		\$25,000.00		\$187,499.66
12/19/2018	sales tax deposited 60-19-199900-0-01	\$45,022.30			\$232,521.96
12/31/2018	December Interest			\$498.58	\$233,020.54
1/31/2019	January interest			\$391.87	\$233,412.41
1/13/2019	sales tax deposited 60-19-199900-0-01	\$43,778.89			\$277,191.30
1/13/2018	Transfer to mm		\$50,000.00		\$227,191.30
					\$227,191.30

Interest Year
to Date
\$0.00
\$494.68
\$494.68
\$494.68
\$899.78
\$899.78
\$1,112.71
\$1,112.71
\$1,199.59
\$1,199.59
\$1,199.59
\$1,341.67
\$1,341.67
\$1,341.67
\$1,341.67
\$1,840.25
\$2,232.12
\$2,232.12
\$2,232.12
\$2,232.12

[illegible]

[illegible]

[illegible]


North Boone CUSD #200

Interest /December 2019

	<u>End of Month</u> <u>Balance</u>	<u>Percent of</u> <u>Investment</u>	<u>Amount of</u> <u>Interest</u>	
Education Fund	\$11,971,611.83	72.8426%	\$ 20,132.404	\$20,132.40
Operation and Maint.	\$1,078,598.79	6.5629%	\$ 1,813.857	\$1,813.86
Debt Service	\$238,458.81	1.4509%	\$ 401.011	\$401.01
Transportation	\$ 1,423,239.95	8.6599%	\$ 2,393.432	\$2,393.43
IMRF Fund - IMRF	\$291,425.02	1.7732%	\$ 490.083	\$490.08
Capital Projects	\$233,020.54	1.4178%	\$ 391.866	\$391.87
Working Cash	\$871,536.38	5.3030%	\$ 1,465.644	\$1,465.65
TORT	\$259,034.26	1.5761%	\$ 435.612	\$435.61
Building Safety	\$67,974.00	0.4136%	\$ 114.310	\$114.31
		100%		\$27,638.22
Total	\$ 16,434,899.58	Total interest	\$ 27,638.22	

\$0.00

PMA INVESTMENTS



ISDLAF+ Monthly Statement

Statement for the Account of:
NORTH BOONE CUSD 200

(10720-206) CDB (Municipal Advisory Account)

Statement Period
Jan 1, 2019 to Jan 31, 2019

ACTIVITY SUMMARY

INVESTMENT POOL SUMMARY	LIQ	MAX
Beginning Balance	\$708,839.27	\$432,654.69
Dividends	\$1,381.35	\$848.93
Credits	\$23,443.75	\$0.00
Checks Paid	\$0.00	\$0.00
Other Debits	\$0.00	\$0.00
Ending Balance	\$733,664.37	\$433,503.62
Average Monthly Rate	2.24%	2.31%


PLEASE NOTE: THE FUND WILL BE CLOSED
FEBRUARY 18TH IN OBSERVANCE OF THE
PRESIDENTS' DAY HOLIDAY

TOTAL LIQ AND MAX	\$1,167,167.99
--------------------------	-----------------------

TOTAL FIXED INCOME	\$11,441,001.36
---------------------------	------------------------

ACCOUNT TOTAL	\$12,608,169.35
----------------------	------------------------

NORTH BOONE CUSD 200
MELISSA GEYMAN
6248 NORTH BOONE SCHOOL ROAD
POPLAR GROVE, IL 61065




NORTH BOONE CUSD 200

TRANSACTION ACTIVITY

Statement Period
Jan 1, 2019 to Jan 31, 2019

BEGINNING BALANCE							\$708,839.27
LIQUID CLASS ACTIVITY							
Transaction	Trade Date	Settle Date	Description	Redemption/Debit	Purchase/Credit	Share Price	Shares this Transaction
2683314	01/02/19	01/02/19	Fund Purchase from FRI Interest SEC - 33656 - Owensboro KY		\$8,043.75	\$1.00	8,043.750
2688839	01/15/19	01/15/19	Fund Purchase from FRI Interest SEC - 33650 - Falmouth MA		\$15,400.00	\$1.00	15,400.000
2698117	01/31/19	01/31/19	Dividend Reinvest		\$1,381.35	\$1.00	1,381.350
TOTALS FOR PERIOD				0.00	\$24,825.10		24,825.100
ENDING BALANCE							\$733,664.37




NORTH BOONE CUSD 200

TRANSACTION ACTIVITY

Statement Period
Jan 1, 2019 to Jan 31, 2019

BEGINNING BALANCE							\$432,654.69
MAX CLASS ACTIVITY							
Transaction	Trade Date	Settle Date	Description	Redemption/Debit	Purchase/Credit	Share Price	Shares this Transaction
2698724	01/31/19	01/31/19	Dividend Reinvest		\$848.93	\$1.00	848.930
TOTALS FOR PERIOD				0.00	\$848.93		848.930
ENDING BALANCE							\$433,503.62




NORTH BOONE CUSD 200

FIXED INCOME INVESTMENTS

Statement Period
Jan 1, 2019 to Jan 31, 2019

INTEREST				
Type	Holding ID	Transaction Date	Description	Interest
SEC	33656	01/02/19	SEC - 33656 - Owensboro KY	\$8,043.75
SEC	33650	01/15/19	SEC - 33650 - Falmouth MA	\$15,400.00
Totals for Period:				\$23,443.75



NORTH BOONE CUSD 200

Statement Period
Jan 1, 2019 to Jan 31, 2019

CURRENT PORTFOLIO

Type	Code	Holding ID	Trade	Settle	Maturity	Description	Cost	Rate	Face/Par	Market Value
LIQ				01/31/19		LIQ Account Balance	\$733,664.37	2.240%	\$733,664.37	\$733,664.37
MAX				01/31/19		MAX Account Balance	\$433,503.62	2.310%	\$433,503.62	\$433,503.62
CD	N	247645-1	10/20/17	10/20/17	11/29/19	FARMERS & MERCHANTS UNION BANK	\$156,300.00	1.543%	\$161,386.07	\$156,300.00
CD	N	247646-1	10/20/17	10/20/17	11/29/19	CFG COMMUNITY BANK	\$241,900.00	1.543%	\$249,771.53	\$241,900.00
CD	N	247647-1	10/20/17	10/20/17	11/29/19	PACIFIC WESTERN BANK	\$241,800.00	1.543%	\$249,686.38	\$241,800.00
DTC	N	33588-1	12/02/14	12/10/14	12/10/19	BMW Bank Of North America Certificate of Deposit (2.150%) 05580AAZ7	\$247,430.34	2.113%	\$247,000.00	\$246,368.17
SEC	15	33584-1	12/02/14	12/05/14	11/01/20	BARBERTON SD, OH TAXABLE (4.000%) 067203EN5	\$1,097,410.00	2.230%	\$1,000,000.00	\$1,017,300.00
SEC	15	33606-1	12/03/14	12/17/14	05/01/21	EAST GRAND RAPIDS MI TAXABLE (2.800%) 272497PJ1	\$943,029.30	2.560%	\$930,000.00	\$927,284.40
DTC	N	33589-1	12/02/14	12/10/14	12/10/21	Discover Bank Certificate of Deposit (2.550%) 254672EY0	\$247,453.50	2.458%	\$246,000.00	\$243,497.44
SEC	15	33605-1	12/03/14	12/17/14	05/01/22	EAST GRAND RAPIDS MI TAXABLE (3.000%) 272497PK8	\$1,523,835.00	2.760%	\$1,500,000.00	\$1,498,125.00
SEC	15	33625-1	12/05/14	12/16/14	12/01/22	PASSAIC CNTY NJ (2.700%) 702725ST0	\$462,295.40	2.630%	\$460,000.00	\$456,706.40
SEC	15	33639-1	12/08/14	12/11/14	12/01/22	Cook Cnty IL - 21614LBA4	\$212,684.10	3.705%	\$285,000.00	\$245,319.45
SEC	15	37304-1	05/03/16	05/06/16	12/01/22	Cook County School District No 162 Matteson (4.000%) 215291nf8	\$321,793.50	1.900%	\$285,000.00	\$299,144.55
SEC	15	37306-1	05/04/16	05/25/16	04/01/23	City of West Allis WI (2.000%) 951173NP4	\$402,168.00	1.915%	\$400,000.00	\$386,788.00
SEC	15	33604-1	12/03/14	12/17/14	05/01/23	EAST GRAND RAPIDS MI TAXABLE (3.150%) 272497PL6	\$449,099.20	2.870%	\$440,000.00	\$442,292.40
SEC	15	33650-1	12/10/14	12/15/14	07/15/23	Falmouth MA (4.000%) 306801H79	\$843,126.90	2.750%	\$770,000.00	\$806,151.50
SEC	15	33658-1	12/12/14	12/17/14	08/01/23	Long Beach CA (3.600%) 542411GS6	\$191,811.60	2.740%	\$180,000.00	\$185,592.60
SEC	15	33620-1	12/04/14	12/09/14	12/01/23	MACON & MOULTRIE CNTYS IL TAXABLE (5.000%) 555512GN6	\$272,124.50	2.690%	\$230,000.00	\$247,394.90
SEC	15	33626-1	12/05/14	12/16/14	12/01/23	PASSAIC CNTY NJ (2.875%) 702725SU7	\$502,355.00	2.815%	\$500,000.00	\$497,625.00
SEC	15	37305-1	05/04/16	05/25/16	04/01/24	City of West Allis WI (2.150%) 951173NQ2	\$402,156.00	2.075%	\$400,000.00	\$385,572.00
SEC	15	33656-1	12/12/14	12/23/14	07/01/24	Owensboro KY (3.250%) 690887QP2	\$499,445.10	3.140%	\$495,000.00	\$497,069.10

CURRENT PORTFOLIO

Type	Code	Holding ID	Trade	Settle	Maturity	Description	Cost	Rate	Face/Par	Market Value
SEC	15	33607-1	12/03/14	12/08/14	12/01/24	CITY OF ATLANTA GA TAXABLE (3.239%) 047772ZB7	\$257,515.00	2.890%	\$250,000.00	\$254,630.00
SEC	15	33623-1	12/04/14	12/09/14	12/01/24	BELLWOOD IL TAX EXEMPT (4.500%) 080023LJ1	\$324,523.80	2.890%	\$285,000.00	\$314,409.15
SEC	15	33627-1	12/05/14	12/16/14	12/01/24	PASSAIC CNTY NJ (3.000%) 702725SV5	\$517,641.95	2.940%	\$515,000.00	\$510,076.60
SEC	15	33648-1	12/09/14	12/23/14	12/01/24	Rock Island IL (3.100%) 772487P73	\$588,884.40	3.022%	\$585,000.00	\$575,757.00
DTC	N	33614-1	12/04/14	12/09/14	12/09/24	Hsbc Bank Usa, NA Certificate of Deposit (2.250%) 40434AQA0	\$246,048.07	3.216%	\$247,000.00	\$246,684.33
DTC	N	33590-1	12/02/14	12/10/14	12/10/24	Goldman Sachs Bank USA Certificate of Deposit (3.100%) 38148JEM9	\$248,170.70	2.997%	\$246,000.00	\$243,315.89
Totals for Period:							\$12,608,169.35		\$12,324,011.97	\$12,334,271.87

Weighted Average Portfolio Yield: 2.666 %

Weighted Average Portfolio Maturity: 1,430.29 Days

Deposit Codes:

N) Single FEIN

Security Codes:

15) Municipal Bond

Portfolio Summary:

Type	Allocation (%)	Allocation (\$)	Description
LIQ	5.95%	\$733,664.37	Liquid Class Activity
MAX	3.51%	\$433,503.62	MAX Class Activity
CD	5.19%	\$640,000.00	Certificate of Deposit
DTC	7.94%	\$979,865.83	Certificate of Deposit
SEC	77.40%	\$9,547,238.05	Security (see applicable security code)

Note: Weighted Yield & Weighted Average Portfolio Maturity are calculated using "Market Value" and are only based on the fixed rate investments (excluding SDA investments).

"Cost" is comprised of the total amount you paid for the investment including any fees and commissions.

"Rate" is the Net Yield to Maturity.

"Face/Par" is the amount received at maturity.

"Market Value" reflects the market value as reported by an independent third-party pricing service. Certificates of Deposit and Commercial Paper and other assets for which market pricing is not readily available from a third-party pricing service are listed at "Cost".



ISDLAF+ Monthly Statement



About Your Account and Statement

Securities and municipal advisory brokerage services (investments purchased with proceeds from a municipal securities issuance), and investments cleared through our clearing firm, Pershing LLC, are offered through PMA Securities, Inc., a broker-dealer and municipal advisor registered with the SEC and MSRB, and a member of FINRA and SIPC. All other products and brokerage services are generally provided by PMA Financial Network, Inc. Thus, certificates of deposit ("CD"), savings deposit accounts ("SDA") and commercial paper ("CP") may be executed through either PMA entity, as applicable, depending on whether the investment was purchased with proceeds derived from municipal securities. PMA Securities, Inc. and PMA Financial Network, Inc. are operated under common ownership and are affiliated with Prudent Man Advisors, Inc.

Fixed Rate Investment Activity

This section shows all of the fixed term investments purchased and sold, maturities, interest received, and activity. This will include all CD, SDA, CP, securities and money market funds purchased through PMA Financial Network, Inc. or PMA Securities, Inc. as applicable. It also shows the approximate market value of each security whose price is obtained from an independent source believed to be reliable. However, PMA cannot guarantee their accuracy. This data is provided for informational purposes only. Listed values should not be interpreted as an offer to buy or sell at a specific price. CD's and CP are listed at their original cost. Redemption of a CD prior to maturity may result in early withdrawal penalties. Market values are based on the last day of the month for which this report date range is ending. If the run date of this report is prior to the end of the current month, the market values are listed as equivalent to the cost values.

ISDLAF + Activity

This section shows all of the activity in the Liquid and Max Class. The Average Rate represents the average net interest rate over the previous month which is then annualized. Income Summary represents the interest earned for the Month and Fiscal Year to Date.

Information regarding the ISDLAF+ investment objectives, risks, charges and expenses can be found in the ISDLAF+ information statement, which can be obtained at www.isdlafplus.com or by calling PMA at the phone number listed.

An investment in the Multi-Class Series or any Term Series is not a bank deposit and is not insured or guaranteed by the Federal Deposit Insurance Corporation or any other governmental or private agency. Although the Liquid Class and MAX Class of the Multi-Class Series each seeks to maintain a stable value of \$1.00 per share, it is possible to lose money by investing in the Multi-Class Series. It also is possible to lose money by investing in a Term Series, which may impose a substantial penalty for redemption prior to the full term of the Series.

Money Market Fund

The Rate shown for the money market fund represents the average net interest rate over the previous month which is then annualized. Information regarding the money market fund's investment objectives, risks, charges and expenses can be found in the money market fund's prospectus, which can be obtained by calling PMA at the phone numbers listed. The performance data featured represents past performance, which is no guarantee of future results. Investment returns will fluctuate. Current performance may be higher or lower than the performance data quoted. Please call PMA for the most recent performance figures.

The performance data featured represents past performance, which is no guarantee of future results. Investment returns will fluctuate. Current performance may be higher or lower than the performance data quoted. Please call PMA for the most recent performance figures.

Additional Disclosures

All funds, and/or securities are located and safe kept in an account under the client's name at their custodial bank. Any certificates of deposit listed are located in the client's name at the respective bank. Any money market fund shares are held directly with the money market fund. It is recommended that any oral communications be re-confirmed in writing to further protect your rights, including rights under the Securities Investor Protection Act.

Debt Securities

Some debt securities are subject to redemption prior to maturity. In the event of a partial or whole call of a security, the securities call will be automatically selected on a random basis as is customary in the securities industry. The probability that your securities will be selected is proportional to the amount of your holdings relative to the total holdings. Redemption prior to maturity could affect the yield represented. Additional information is available upon request.

A financial statement of PMA Securities, Inc. is available for inspection at its office or a copy will be mailed to you upon written request.

PLEASE ADVISE PMA AND OUR CLEARING FIRM, PERSHING LLC, IMMEDIATELY OF ANY INACCURACY OR DISCREPANCY ON YOUR STATEMENT. FOR A CHANGE OF ADDRESS OR QUESTIONS REGARDING YOUR ACCOUNT, PLEASE NOTIFY YOUR PMA REPRESENTATIVE. ANY ORAL COMMUNICATIONS SHOULD BE RE-CONFIRMED IN WRITING.

How to Contact PMA

Please call (630) 657-6400 or write to us at PMA, 2135 CityGate Lane, 7th Floor, Naperville, Illinois 60563.


How to Contact Pershing, LLC

Please call (201) 413-3330 or write to Pershing, LLC, One Pershing Plaza, Jersey City, New Jersey, 07399

In accordance with FINRA Rule 2267, PMA Securities, Inc. is providing the following information in the event you wish to contact FINRA. You may call (301) 590-6500 or write to FINRA at 1735 K Street NW, Washington, D.C. 20006-1500. In addition to the public disclosure number (800) 289-9999, FINRA provides an investor brochure which describes their Public Disclosure Program. Additional information is also available at www.finra.org.

Questions? Please call 630 657 6400

(10720-206) CDB (Municipal Advisory Account) | Page 7 of 8



ISDLAF+ Monthly Statement

Statement for the Account of:
NORTH BOONE CUSD 200

(10720-101) GENERAL FUND

Statement Period
Jan 1, 2019 to Jan 31, 2019

ACTIVITY SUMMARY

INVESTMENT POOL SUMMARY	LIQ	MAX
Beginning Balance	\$1,982,520.01	\$208,262.44
Dividends	\$667.80	\$450.46
Credits	\$2,199,315.74	\$43,778.89
Checks Paid	\$0.00	\$0.00
Other Debits	(\$4,171,700.00)	\$0.00
Ending Balance	\$10,803.55	\$252,491.79
Average Monthly Rate	2.24%	2.31%


PLEASE NOTE: THE FUND WILL BE CLOSED
FEBRUARY 18TH IN OBSERVANCE OF THE
PRESIDENTS' DAY HOLIDAY

TOTAL LIQ AND MAX	\$263,295.34
--------------------------	---------------------

TOTAL FIXED INCOME	\$13,543,021.35
---------------------------	------------------------

ACCOUNT TOTAL	\$13,806,316.69
----------------------	------------------------

NORTH BOONE CUSD 200
MELISSA GEYMAN
6248 NORTH BOONE SCHOOL ROAD
POPLAR GROVE, IL 61065



NORTH BOONE CUSD 200

TRANSACTION ACTIVITY

Statement Period
Jan 1, 2019 to Jan 31, 2019

BEGINNING BALANCE							\$1,982,520.01
LIQUID CLASS ACTIVITY							
Transaction	Trade Date	Settle Date	Description	Redemption/Debit	Purchase/Credit	Share Price	Shares this Transaction
2683973	01/03/19	01/03/19	Fund Purchase from Term Series TS-260415-1 ISDLAF+ TERM SERIES, IL		\$500,000.00	\$1.00	500,000.000
2683981	01/03/19	01/03/19	Fund Purchase from Term Series Interest TS-260415-1 ISDLAF+ TERM SERIES, IL		\$3,544.53	\$1.00	3,544.530
2684421	01/03/19	01/03/19	Phone Wire Redemption	(\$1,300,000.00)		\$1.00	(1,300,000.000)
2685029	01/04/19	01/04/19	Phone Redemption for FRI	(\$471,700.00)		\$1.00	(471,700.000)
2686744	01/10/19	01/10/19	Phone Wire Purchase SDA		\$285,635.46	\$1.00	285,635.460
2686755	01/10/19	01/10/19	Phone Redemption for FRI	(\$1,000,000.00)		\$1.00	(1,000,000.000)
2687966	01/14/19	01/14/19	Fund Purchase from FRI Interest SEC - 40593 - Stearns Bank, NA Certificate of Deposit		\$348.94	\$1.00	348.940
2690292	01/17/19	01/17/19	Fund Purchase from FRI Maturity CD-260356-1 LANDMARK COMMUNITY BANK, TN		\$248,000.00	\$1.00	248,000.000
2690293	01/17/19	01/17/19	Fund Purchase from FRI Maturity CD-260357-1 FIELDPOINT PRIVATE BANK & TRUST, CT		\$248,000.00	\$1.00	248,000.000
2690294	01/17/19	01/17/19	Fund Purchase from FRI Maturity CD-260358-1 FIRST NATIONAL BANK / THE FIRST, NA, ME		\$204,000.00	\$1.00	204,000.000
2690295	01/17/19	01/17/19	Fund Purchase from FRI Maturity CD-261013-1 THIRD COAST BANK, SSB, TX		\$248,100.00	\$1.00	248,100.000
2690296	01/17/19	01/17/19	Fund Purchase from FRI Maturity CD-261014-1 ASSOCIATED BANK, NA (N), WI		\$248,100.00	\$1.00	248,100.000
2690405	01/17/19	01/17/19	Fund Purchase from FRI Interest CD-260356-1 LANDMARK COMMUNITY BANK, TN		\$1,997.60	\$1.00	1,997.600
2690406	01/17/19	01/17/19	Fund Purchase from FRI Interest CD-260357-1 FIELDPOINT PRIVATE BANK & TRUST, CT		\$1,998.54	\$1.00	1,998.540
2690407	01/17/19	01/17/19	Fund Purchase from FRI Interest CD-260358-1 FIRST NATIONAL BANK / THE FIRST, NA, ME		\$1,643.16	\$1.00	1,643.160
2690408	01/17/19	01/17/19	Fund Purchase from FRI Interest CD-261013-1 THIRD COAST BANK, SSB, TX		\$1,834.72	\$1.00	1,834.720
2690409	01/17/19	01/17/19	Fund Purchase from FRI Interest CD-261014-1 ASSOCIATED BANK, NA (N), WI		\$1,812.83	\$1.00	1,812.830

LIQUID CLASS ACTIVITY

Transaction	Trade Date	Settle Date	Description	Redemption/Debit	Purchase/Credit	Share Price	Shares this Transaction
2690415	01/17/19	01/17/19	Fund Purchase from FRI Maturity SEC - 42870 - TREASURY BILL		\$200,000.00	\$1.00	200,000.000
2691119	01/18/19	01/18/19	Phone Wire Redemption	(\$1,400,000.00)		\$1.00	(1,400,000.000)
2691528	01/22/19	01/22/19	Fund Purchase from FRI Interest SEC - 42609 - ALLY BANK		\$3,348.30	\$1.00	3,348.300
2694356	01/28/19	01/28/19	Fund Purchase from FRI Interest SEC - 42610 - WELLS FARGO BANK NA		\$592.14	\$1.00	592.140
2695492	01/29/19	01/29/19	Fund Purchase from FRI Interest SEC - 40594 - The Bankers Bank Certificate of Deposit		\$359.52	\$1.00	359.520
2697912	01/31/19	01/31/19	Dividend Reinvest		\$667.80	\$1.00	667.800
TOTALS FOR PERIOD				(\$4,171,700.00)	\$2,199,983.54		(1,971,716.460)
ENDING BALANCE							\$10,803.55




NORTH BOONE CUSD 200

TRANSACTION ACTIVITY

Statement Period
Jan 1, 2019 to Jan 31, 2019

BEGINNING BALANCE							\$208,262.44
MAX CLASS ACTIVITY							
Transaction	Trade Date	Settle Date	Description	Redemption/Debit	Purchase/Credit	Share Price	Shares this Transaction
2690456	01/17/19	01/17/19	Harris Local Funds Purchase		\$43,778.89	\$1.00	43,778.890
			County Tax Payment				
2698534	01/31/19	01/31/19	Dividend Reinvest		\$450.46	\$1.00	450.460
TOTALS FOR PERIOD				0.00	\$44,229.35		44,229.350
ENDING BALANCE							\$252,491.79



NORTH BOONE CUSD 200

SDA / MMA TRANSACTION ACTIVITY

Statement Period
Jan 1, 2019 to Jan 31, 2019

BANK OF CHINA			BEGINNING BALANCE				\$3,927,163.64
Transaction	Date		Deposits	Withdrawals	Interest / Adjust	Balance	
197598	01/10/19	Withdrawal		(\$285,635.46)		\$3,641,528.18	
198349	01/31/19	Interest			\$7,593.48	\$3,649,121.66	
TOTALS FOR PERIOD			\$0.00	(\$285,635.46)	\$7,593.48		
			ENDING BALANCE				\$3,649,121.66




NORTH BOONE CUSD 200

FIXED INCOME INVESTMENTS

Statement Period
Jan 1, 2019 to Jan 31, 2019

PURCHASES

Type	Holding ID	Trade	Settle	Maturity	Description	Cost	Rate	Face/Par
CD	264649-1	01/04/19	01/04/19	01/04/21	FINANCIAL FEDERAL BANK	\$235,700.00	2.850%	\$249,153.31
CD	264648-1	01/04/19	01/04/19	01/04/21	FIRST BANK OF OHIO	\$236,000.00	2.793%	\$249,198.66
CDR	264694-5	01/10/19	01/10/19	01/09/20	Bath State Bank	\$31,222.76	2.599%	\$32,029.82
CDR	264694-4	01/10/19	01/10/19	01/09/20	Peoples Bank	\$242,194.31	2.599%	\$248,454.54
CDR	264694-3	01/10/19	01/10/19	01/09/20	Bank of America, National Association	\$242,194.31	2.599%	\$248,454.54
CDR	264694-1	01/10/19	01/10/19	01/09/20	UNITED BANK VA / Cardinal Bank	\$242,194.31	2.599%	\$248,454.54
CDR	264694-2	01/10/19	01/10/19	01/09/20	Signature Bank	\$242,194.31	2.599%	\$248,454.54
Totals for Period:						\$1,471,700.00		\$1,524,199.95




NORTH BOONE CUSD 200

FIXED INCOME INVESTMENTS

Statement Period
Jan 1, 2019 to Jan 31, 2019

MATURITIES

Type	M	Holding ID	Settle Date	Transaction Date	Maturity Date	Description	Cost	Face/Par
TS	M	260415-1	08/31/18	01/03/19	01/03/19	TS-260415-1 ISDLAF+ TERM SERIES, IL	\$500,000.00	\$503,544.53
CD	M	260356-1	08/30/18	01/17/19	01/17/19	CD-260356-1 LANDMARK COMMUNITY BANK, TN	\$248,000.00	\$249,997.60
CD	M	260357-1	08/30/18	01/17/19	01/17/19	CD-260357-1 FIELDPOINT PRIVATE BANK & TRUST, CT	\$248,000.00	\$249,998.54
CD	M	260358-1	08/30/18	01/17/19	01/17/19	CD-260358-1 FIRST NATIONAL BANK / THE FIRST, NA, ME	\$204,000.00	\$205,643.16
CD	M	261013-1	09/12/18	01/17/19	01/17/19	CD-261013-1 THIRD COAST BANK, SSB, TX	\$248,100.00	\$249,934.72
CD	M	261014-1	09/12/18	01/17/19	01/17/19	CD-261014-1 ASSOCIATED BANK, NA (N), WI	\$248,100.00	\$249,912.83
SEC	M	42870	09/13/18	01/17/19	01/17/19	SEC - 42870 - TREASURY BILL	\$198,553.80	\$200,000.00
Totals for Period:							\$1,894,753.80	\$1,909,031.38




NORTH BOONE CUSD 200

FIXED INCOME INVESTMENTS

Statement Period
Jan 1, 2019 to Jan 31, 2019

INTEREST				
Type	Holding ID	Transaction Date	Description	Interest
TS	260415-1	01/03/19	TS-260415-1 ISDLAF+ TERM SERIES, IL	\$3,544.53
DTC	40593	01/14/19	SEC - 40593 - Stearns Bank, NA Certificate of Deposit	\$348.94
CD	260356-1	01/17/19	CD-260356-1 LANDMARK COMMUNITY BANK, TN	\$1,997.60
CD	260357-1	01/17/19	CD-260357-1 FIELDPOINT PRIVATE BANK & TRUST, CT	\$1,998.54
CD	260358-1	01/17/19	CD-260358-1 FIRST NATIONAL BANK / THE FIRST, NA, ME	\$1,643.16
CD	261013-1	01/17/19	CD-261013-1 THIRD COAST BANK, SSB, TX	\$1,834.72
CD	261014-1	01/17/19	CD-261014-1 ASSOCIATED BANK, NA (N), WI	\$1,812.83
SEC	42870	01/17/19	TREASURY BILL	\$1,446.20
DTC	42609	01/22/19	SEC - 42609 - ALLY BANK	\$3,348.30
DTC	42610	01/28/19	SEC - 42610 - WELLS FARGO BANK NA	\$592.14
DTC	40594	01/29/19	SEC - 40594 - The Bankers Bank Certificate of Deposit	\$359.52
SDA	198349	01/31/19	Savings Deposit Account - BANK OF CHINA	\$7,593.48
Totals for Period:				\$26,519.96



NORTH BOONE CUSD 200

Statement Period
Jan 1, 2019 to Jan 31, 2019

CURRENT PORTFOLIO

Type	Code	Holding ID	Trade	Settle	Maturity	Description	Cost	Rate	Face/Par	Market Value
LIQ				01/31/19		LIQ Account Balance	\$10,803.55	2.240%	\$10,803.55	\$10,803.55
MAX				01/31/19		MAX Account Balance	\$252,491.79	2.310%	\$252,491.79	\$252,491.79
SDA	6	198349-1		01/31/19		Savings Deposit Account - BANK OF CHINA	\$3,649,121.66	2.403%	\$3,649,121.66	\$3,649,121.66
CD	N	235547-1	02/02/17	02/02/17	02/04/19	BREMER BANK, NA	\$244,000.00	1.200%	\$249,872.05	\$244,000.00
CD	N	235684-1	02/08/17	02/08/17	02/08/19	WESTERN ALLIANCE BANK / TORREY PINES BANK	\$243,800.00	1.265%	\$249,968.54	\$243,800.00
CD	N	235685-1	02/08/17	02/08/17	02/08/19	COMMUNITY STATE BANK - OK	\$244,300.00	1.150%	\$249,918.90	\$244,300.00
DTC	N	39209-1	02/02/17	02/08/17	02/08/19	Keybank, NA / First Niagara Bank Certificate of Deposit (1.500%) 49306SXD3	\$248,487.44	1.400%	\$248,000.00	\$247,962.06
CD	N	257667-1	07/16/18	07/16/18	02/28/19	FLAGLER BANK	\$246,700.00	2.140%	\$249,983.92	\$246,700.00
CD	N	257668-1	07/16/18	07/16/18	02/28/19	REGENT BANK	\$246,700.00	2.140%	\$249,983.34	\$246,700.00
SEC	3	42869-1	09/12/18	09/13/18	03/07/19	TREASURY BILL - 912796QZ5	\$395,825.28	2.200%	\$400,000.00	\$399,112.40
CD	N	261011-1	09/12/18	09/12/18	03/14/19	CORNERSTONE BANK - YORK NEBRASKA	\$247,200.00	2.201%	\$249,927.89	\$247,200.00
CD	N	261012-1	09/12/18	09/12/18	03/14/19	PRUDENTIAL BANK	\$247,200.00	2.200%	\$249,926.66	\$247,200.00
CD	N	261009-1	09/12/18	09/12/18	03/28/19	T BANK, NA	\$247,000.00	2.200%	\$249,933.03	\$247,000.00
CD	N	261010-1	09/12/18	09/12/18	03/28/19	ROCKFORD B&TC	\$247,000.00	2.200%	\$249,932.88	\$247,000.00
CD	N	260352-1	08/30/18	08/30/18	04/24/19	BANK OF WASHINGTON	\$160,800.00	2.210%	\$163,107.46	\$160,800.00
CD	N	260353-1	08/30/18	08/30/18	04/24/19	BANK 7	\$246,400.00	2.210%	\$249,935.81	\$246,400.00
CD	N	260354-1	08/30/18	08/30/18	04/24/19	SERVISFIRST BANK	\$246,400.00	2.210%	\$249,935.81	\$246,400.00
CD	N	260355-1	08/30/18	08/30/18	04/24/19	TEXAS CAPITAL BANK	\$246,400.00	2.210%	\$249,935.81	\$246,400.00
CD	N	260350-1	08/30/18	08/30/18	05/23/19	BANK OF CHINA	\$245,900.00	2.241%	\$249,915.47	\$245,900.00
CD	N	260351-1	08/30/18	08/30/18	05/23/19	FRANKLIN SYNERGY BANK	\$245,900.00	2.240%	\$249,914.18	\$245,900.00
CD	N	239917-1	06/07/17	06/07/17	06/07/19	CIBC BANK USA / PRIVATE BANK - MI	\$242,600.00	1.474%	\$249,749.96	\$242,600.00
DTC	N	39725-1	06/07/17	06/14/17	06/14/19	Capital One Bank (usa), National Association Certificate of Deposit (1.650%) 1404203K4	\$247,405.96	1.566%	\$247,000.00	\$246,355.08
CD	N	242315-1	07/06/17	07/06/17	07/08/19	KS STATEBANK / KANSAS STATE BANK OF MANHATTAN	\$242,400.00	1.508%	\$249,746.07	\$242,400.00
CD	N	257665-1	07/16/18	07/16/18	07/16/19	VALLEY NATIONAL BANK	\$244,000.00	2.430%	\$249,929.20	\$244,000.00

Questions? Please call 630 657 6400

CURRENT PORTFOLIO

Type	Code	Holding ID	Trade	Settle	Maturity	Description	Cost	Rate	Face/Par	Market Value
CD	N	257666-1	07/16/18	07/16/18	07/16/19	NEWBANK, NA	\$244,300.00	2.293%	\$249,900.58	\$244,300.00
DTC	N	40128-1	07/27/17	08/03/17	08/05/19	Morgan Stanley Bank, National Association Certificate of Deposit (1.700%) 61747MXQ9	\$247,000.00	1.700%	\$247,000.00	\$246,115.74
DTC	N	40129-1	07/27/17	08/03/17	08/05/19	Morgan Stanley Private Bank, National Association Certificate of Deposit (1.700%) 61760ACL1	\$247,000.00	1.700%	\$247,000.00	\$246,115.74
DTC	N	40591-1	09/07/17	09/12/17	09/12/19	American Express Bank, Fsb Certificate of Deposit (1.750%) 02587CGE4	\$247,000.00	1.750%	\$247,000.00	\$245,974.95
DTC	N	40592-1	09/07/17	09/12/17	09/12/19	American Express Centurion Bank Certificate of Deposit (1.750%) 02587DZ35	\$247,000.00	1.750%	\$247,000.00	\$245,974.95
DTC	N	40593-1	09/07/17	09/13/17	09/13/19	Stearns Bank, NA Certificate of Deposit (1.650%) 857894UH0	\$249,244.90	1.600%	\$249,000.00	\$247,795.59
DTC	N	38818-1	11/08/16	11/18/16	11/18/19	Washington Trust Company Of Westerly Certificate of Deposit (1.350%) 940637HW4	\$248,363.68	1.300%	\$248,000.00	\$245,774.94
DTC	N	40594-1	09/07/17	09/29/17	12/30/19	The Bankers Bank Certificate of Deposit (1.700%) 06610QDN8	\$249,330.10	1.640%	\$249,000.00	\$247,136.73
CD	N	257663-1	07/16/18	07/16/18	01/07/20	FIRST INTERNET BANK OF INDIANA	\$241,200.00	2.459%	\$249,981.35	\$241,200.00
CD	N	257664-1	07/16/18	07/16/18	01/07/20	SONABANK	\$241,100.00	2.492%	\$249,990.31	\$241,100.00
CDR	CDR	264694-1	01/10/19	01/10/19	01/09/20	UNITED BANK VA / Cardinal Bank	\$242,194.31	2.599%	\$248,454.54	\$242,194.31
CDR	CDR	264694-2	01/10/19	01/10/19	01/09/20	Signature Bank	\$242,194.31	2.599%	\$248,454.54	\$242,194.31
CDR	CDR	264694-3	01/10/19	01/10/19	01/09/20	Bank of America, National Association	\$242,194.31	2.599%	\$248,454.54	\$242,194.31
CDR	CDR	264694-4	01/10/19	01/10/19	01/09/20	Peoples Bank	\$242,194.31	2.599%	\$248,454.54	\$242,194.31
CDR	CDR	264694-5	01/10/19	01/10/19	01/09/20	Bath State Bank	\$31,222.76	2.599%	\$32,029.82	\$31,222.76
CD	N	235546-1	02/02/17	02/02/17	02/03/20	GREAT MIDWEST BANK	\$239,000.00	1.357%	\$248,854.83	\$239,000.00
DTC	N	42609-1	07/16/18	07/19/18	07/20/20	ALLY BANK (2.700%) 02007GDW0	\$246,000.00	2.700%	\$246,000.00	\$246,181.06
DTC	N	42610-1	07/16/18	07/27/18	07/27/20	WELLS FARGO BANK NA (2.800%) 949763SP2	\$249,242.33	2.750%	\$249,000.00	\$249,537.59
CD	N	264648-1	01/04/19	01/04/19	01/04/21	FIRST BANK OF OHIO	\$236,000.00	2.793%	\$249,198.66	\$236,000.00
CD	N	264649-1	01/04/19	01/04/19	01/04/21	FINANCIAL FEDERAL BANK	\$235,700.00	2.850%	\$249,153.31	\$235,700.00
Totals for Period:							\$13,806,316.69		\$13,970,961.00	\$13,798,453.83

Weighted Average Portfolio Yield: 2.275 %
Weighted Average Portfolio Maturity: 202.78 Days

Portfolio Summary:

Type	Allocation (%)	Allocation (\$)	Description
LIQ	0.08%	\$10,803.55	Liquid Class Activity
MAX	1.83%	\$252,491.79	MAX Class Activity
CD	41.83%	\$5,772,000.00	Certificate of Deposit
CDR	7.25%	\$1,000,000.00	Certificate of Deposit
DTC	19.68%	\$2,714,924.43	Certificate of Deposit
SDA	26.45%	\$3,649,121.66	Savings Deposit Account
SEC	2.89%	\$399,112.40	Security (see applicable security code)

Note: Weighted Yield & Weighted Average Portfolio Maturity are calculated using "Market Value" and are only based on the fixed rate investments (excluding SDA investments).

"Cost" is comprised of the total amount you paid for the investment including any fees and commissions.

"Rate" is the Net Yield to Maturity.

"Face/Par" is the amount received at maturity.


"Market Value" reflects the market value as reported by an independent third-party pricing service. Certificates of Deposit and Commercial Paper and other assets for which market pricing is not readily available from a third-party pricing service are listed at "Cost".

Deposit Codes:

6) Promontory-BOC
N) Single FEIN
CDR) CDARS Placement

Security Codes:

3) BILL



ISDLAF+ Monthly Statement



About Your Account and Statement

Securities and municipal advisory brokerage services (investments purchased with proceeds from a municipal securities issuance), and investments cleared through our clearing firm, Pershing LLC, are offered through PMA Securities, Inc., a broker-dealer and municipal advisor registered with the SEC and MSRB, and a member of FINRA and SIPC. All other products and brokerage services are generally provided by PMA Financial Network, Inc. Thus, certificates of deposit ("CD"), savings deposit accounts ("SDA") and commercial paper ("CP") may be executed through either PMA entity, as applicable, depending on whether the investment was purchased with proceeds derived from municipal securities. PMA Securities, Inc. and PMA Financial Network, Inc. are operated under common ownership and are affiliated with Prudent Man Advisors, Inc.

Fixed Rate Investment Activity

This section shows all of the fixed term investments purchased and sold, maturities, interest received, and activity. This will include all CD, SDA, CP, securities and money market funds purchased through PMA Financial Network, Inc. or PMA Securities, Inc. as applicable. It also shows the approximate market value of each security whose price is obtained from an independent source believed to be reliable. However, PMA cannot guarantee their accuracy. This data is provided for informational purposes only. Listed values should not be interpreted as an offer to buy or sell at a specific price. CD's and CP are listed at their original cost. Redemption of a CD prior to maturity may result in early withdrawal penalties. Market values are based on the last day of the month for which this report date range is ending. If the run date of this report is prior to the end of the current month, the market values are listed as equivalent to the cost values.

ISDLAF + Activity

This section shows all of the activity in the Liquid and Max Class. The Average Rate represents the average net interest rate over the previous month which is then annualized. Income Summary represents the interest earned for the Month and Fiscal Year to Date.

Information regarding the ISDLAF+ investment objectives, risks, charges and expenses can be found in the ISDLAF+ information statement, which can be obtained at www.isdlafplus.com or by calling PMA at the phone number listed.

An investment in the Multi-Class Series or any Term Series is not a bank deposit and is not insured or guaranteed by the Federal Deposit Insurance Corporation or any other governmental or private agency. Although the Liquid Class and MAX Class of the Multi-Class Series each seeks to maintain a stable value of \$1.00 per share, it is possible to lose money by investing in the Multi-Class Series. It also is possible to lose money by investing in a Term Series, which may impose a substantial penalty for redemption prior to the full term of the Series.

Money Market Fund

The Rate shown for the money market fund represents the average net interest rate over the previous month which is then annualized. Information regarding the money market fund's investment objectives, risks, charges and expenses can be found in the money market fund's prospectus, which can be obtained by calling PMA at the phone numbers listed. The performance data featured represents past performance, which is no guarantee of future results. Investment returns will fluctuate. Current performance may be higher or lower than the performance data quoted. Please call PMA for the most recent performance figures.

The performance data featured represents past performance, which is no guarantee of future results. Investment returns will fluctuate. Current performance may be higher or lower than the performance data quoted. Please call PMA for the most recent performance figures.

Additional Disclosures

All funds, and/or securities are located and safe kept in an account under the client's name at their custodial bank. Any certificates of deposit listed are located in the client's name at the respective bank. Any money market fund shares are held directly with the money market fund. It is recommended that any oral communications be re-confirmed in writing to further protect your rights, including rights under the Securities Investor Protection Act.

Debt Securities

Some debt securities are subject to redemption prior to maturity. In the event of a partial or whole call of a security, the securities call will be automatically selected on a random basis as is customary in the securities industry. The probability that your securities will be selected is proportional to the amount of your holdings relative to the total holdings. Redemption prior to maturity could affect the yield represented. Additional information is available upon request.

A financial statement of PMA Securities, Inc. is available for inspection at its office or a copy will be mailed to you upon written request.

PLEASE ADVISE PMA AND OUR CLEARING FIRM, PERSHING LLC, IMMEDIATELY OF ANY INACCURACY OR DISCREPANCY ON YOUR STATEMENT. FOR A CHANGE OF ADDRESS OR QUESTIONS REGARDING YOUR ACCOUNT, PLEASE NOTIFY YOUR PMA REPRESENTATIVE. ANY ORAL COMMUNICATIONS SHOULD BE RE-CONFIRMED IN WRITING.


How to Contact PMA

Please call (630) 657-6400 or write to us at PMA, 2135 CityGate Lane, 7th Floor, Naperville, Illinois 60563.

How to Contact Pershing, LLC

Please call (201) 413-3330 or write to Pershing, LLC, One Pershing Plaza, Jersey City, New Jersey, 07399

In accordance with FINRA Rule 2267, PMA Securities, Inc. is providing the following information in the event you wish to contact FINRA. You may call (301) 590-6500 or write to FINRA at 1735 K Street NW, Washington, D.C. 20006-1500. In addition to the public disclosure number (800) 289-9999, FINRA provides an investor brochure which describes their Public Disclosure Program. Additional information is also available at www.finra.org.



ISDLAF+ Monthly Statement

Statement for the Account of:
NORTH BOONE CUSD 200

(10720-103) FACILITY TAX ACCOUNT

Statement Period
Jan 1, 2019 to Jan 31, 2019

ACTIVITY SUMMARY

INVESTMENT POOL SUMMARY

	LIQ	MAX
Beginning Balance	\$567,097.46	\$0.00
Dividends	\$1,080.27	\$0.00
Credits	\$0.00	\$0.00
Checks Paid	\$0.00	\$0.00
Other Debits	\$0.00	\$0.00
Ending Balance	\$568,177.73	\$0.00
Average Monthly Rate	2.24%	2.31%


PLEASE NOTE: THE FUND WILL BE CLOSED
FEBRUARY 18TH IN OBSERVANCE OF THE
PRESIDENTS' DAY HOLIDAY

TOTAL LIQ AND MAX	\$568,177.73
-------------------	--------------

TOTAL FIXED INCOME	\$0.00
--------------------	--------

ACCOUNT TOTAL	\$568,177.73
---------------	--------------

NORTH BOONE CUSD 200
MELISSA GEYMAN
6248 NORTH BOONE SCHOOL ROAD
POPLAR GROVE, IL 61065




NORTH BOONE CUSD 200

TRANSACTION ACTIVITY

Statement Period
Jan 1, 2019 to Jan 31, 2019

BEGINNING BALANCE							\$567,097.46
LIQUID CLASS ACTIVITY							
Transaction	Trade Date	Settle Date	Description	Redemption/Debit	Purchase/Credit	Share Price	Shares this Transaction
2698156	01/31/19	01/31/19	Dividend Reinvest		\$1,080.27	\$1.00	1,080.270
TOTALS FOR PERIOD				0.00	\$1,080.27		1,080.270
ENDING BALANCE							\$568,177.73



NORTH BOONE CUSD 200

Statement Period
Jan 1, 2019 to Jan 31, 2019

CURRENT PORTFOLIO

Type	Code	Holding ID	Trade	Settle	Maturity	Description	Cost	Rate	Face/Par	Market Value
LIQ				01/31/19		LIQ Account Balance	\$568,177.73	2.240%	\$568,177.73	\$568,177.73
Totals for Period:							\$568,177.73		\$568,177.73	\$568,177.73

Weighted Average Portfolio Yield: 0.000 %

Weighted Average Portfolio Maturity: 0.00 Days

Portfolio Summary:

Type	Allocation (%)	Allocation (\$)	Description
LIQ	100.00%	\$568,177.73	Liquid Class Activity


Note: Weighted Yield & Weighted Average Portfolio Maturity are calculated using "Market Value" and are only based on the fixed rate investments (excluding SDA investments).

"Cost" is comprised of the total amount you paid for the investment including any fees and commissions.

"Rate" is the Net Yield to Maturity.

"Face/Par" is the amount received at maturity.

"Market Value" reflects the market value as reported by an independent third-party pricing service. Certificates of Deposit and Commercial Paper and other assets for which market pricing is not readily available from a third-party pricing service are listed at "Cost".



ISDLAF+ Monthly Statement



About Your Account and Statement

Securities and municipal advisory brokerage services (investments purchased with proceeds from a municipal securities issuance), and investments cleared through our clearing firm, Pershing LLC, are offered through PMA Securities, Inc., a broker-dealer and municipal advisor registered with the SEC and MSRB, and a member of FINRA and SIPC. All other products and brokerage services are generally provided by PMA Financial Network, Inc. Thus, certificates of deposit ("CD"), savings deposit accounts ("SDA") and commercial paper ("CP") may be executed through either PMA entity, as applicable, depending on whether the investment was purchased with proceeds derived from municipal securities. PMA Securities, Inc. and PMA Financial Network, Inc. are operated under common ownership and are affiliated with Prudent Man Advisors, Inc.

Fixed Rate Investment Activity

This section shows all of the fixed term investments purchased and sold, maturities, interest received, and activity. This will include all CD, SDA, CP, securities and money market funds purchased through PMA Financial Network, Inc. or PMA Securities, Inc. as applicable. It also shows the approximate market value of each security whose price is obtained from an independent source believed to be reliable. However, PMA cannot guarantee their accuracy. This data is provided for informational purposes only. Listed values should not be interpreted as an offer to buy or sell at a specific price. CD's and CP are listed at their original cost. Redemption of a CD prior to maturity may result in early withdrawal penalties. Market values are based on the last day of the month for which this report date range is ending. If the run date of this report is prior to the end of the current month, the market values are listed as equivalent to the cost values.

ISDLAF + Activity

This section shows all of the activity in the Liquid and Max Class. The Average Rate represents the average net interest rate over the previous month which is then annualized. Income Summary represents the interest earned for the Month and Fiscal Year to Date.

Information regarding the ISDLAF+ investment objectives, risks, charges and expenses can be found in the ISDLAF+ information statement, which can be obtained at www.isdlafplus.com or by calling PMA at the phone number listed.

An investment in the Multi-Class Series or any Term Series is not a bank deposit and is not insured or guaranteed by the Federal Deposit Insurance Corporation or any other governmental or private agency. Although the Liquid Class and MAX Class of the Multi-Class Series each seeks to maintain a stable value of \$1.00 per share, it is possible to lose money by investing in the Multi-Class Series. It also is possible to lose money by investing in a Term Series, which may impose a substantial penalty for redemption prior to the full term of the Series.

Money Market Fund

The Rate shown for the money market fund represents the average net interest rate over the previous month which is then annualized. Information regarding the money market fund's investment objectives, risks, charges and expenses can be found in the money market fund's prospectus, which can be obtained by calling PMA at the phone numbers listed. The performance data featured represents past performance, which is no guarantee of future results. Investment returns will fluctuate. Current performance may be higher or lower than the performance data quoted. Please call PMA for the most recent performance figures.

The performance data featured represents past performance, which is no guarantee of future results. Investment returns will fluctuate. Current performance may be higher or lower than the performance data quoted. Please call PMA for the most recent performance figures.

Additional Disclosures

All funds, and/or securities are located and safe kept in an account under the client's name at their custodial bank. Any certificates of deposit listed are located in the client's name at the respective bank. Any money market fund shares are held directly with the money market fund. It is recommended that any oral communications be re-confirmed in writing to further protect your rights, including rights under the Securities Investor Protection Act.

Debt Securities

Some debt securities are subject to redemption prior to maturity. In the event of a partial or whole call of a security, the securities call will be automatically selected on a random basis as is customary in the securities industry. The probability that your securities will be selected is proportional to the amount of your holdings relative to the total holdings. Redemption prior to maturity could affect the yield represented. Additional information is available upon request.

A financial statement of PMA Securities, Inc. is available for inspection at its office or a copy will be mailed to you upon written request.

PLEASE ADVISE PMA AND OUR CLEARING FIRM, PERSHING LLC, IMMEDIATELY OF ANY INACCURACY OR DISCREPANCY ON YOUR STATEMENT. FOR A CHANGE OF ADDRESS OR QUESTIONS REGARDING YOUR ACCOUNT, PLEASE NOTIFY YOUR PMA REPRESENTATIVE. ANY ORAL COMMUNICATIONS SHOULD BE RE-CONFIRMED IN WRITING.

How to Contact PMA

Please call (630) 657-6400 or write to us at PMA, 2135 CityGate Lane, 7th Floor, Naperville, Illinois 60563.

How to Contact Pershing, LLC

Please call (201) 413-3330 or write to Pershing, LLC, One Pershing Plaza, Jersey City, New Jersey, 07399

In accordance with FINRA Rule 2267, PMA Securities, Inc. is providing the following information in the event you wish to contact FINRA. You may call (301) 590-6500 or write to FINRA at 1735 K Street NW, Washington, D.C. 20006-1500. In addition to the public disclosure number (800) 289-9999, FINRA provides an investor brochure which describes their Public Disclosure Program. Additional information is also available at www.finra.org.

Questions? Please call 630 657 6400