


Local Growth Model

for accountability



A Value-Added Approach for
Local Education Agencies to:

- Set individual student growth targets
- Incorporate student achievement into teacher and administrator evaluations
- Document return on investment for programs and interventions
- Support leadership and board governance



Growth Model FAQs

What is a Growth Model?

A growth model transitions student achievement from an individual status model which looks at student achievement at a single point in time, to rigorously capturing student growth over time at the individual student, class, program, school, and district levels. Growth models help to address the following questions:

- Typical: What is a typical year's growth?
- Actual: How much growth actually occurred?
- Aspiration: How much growth needs to occur in order to reach a certain goal?

Why do we need Growth Models?

What makes documenting the real impact of interventions or programs difficult is the absence of meaningful benchmarks or control groups. A Value-Added Growth Model is an analytical framework designed to quantify the impact of teachers, programs, administrators, and other school structures and processes on student achievement. Growth models serve as a way to generate control groups for any set of students so meaningful judgments can be made about the growth that occurred relative to the growth that most likely would have occurred under typical conditions.

Why use the ECRA Local Growth Model (LGM)?

The ECRA LGM is a value-added growth model built at the local school system level upon the existing assessment foundation and practices of the school district. It is a research-based framework designed to reliably measure and document individual student growth and attribute that growth to teachers, programs, interventions, and other district structures and processes. The ECRA LGM is:

- Simple: It distills information from a multitude of assessments into a single score without losing any predictive information.
- Visual: It communicates growth in a graphic and intuitive way.
- Actionable: It provides actionable statistics that can be used to develop individualized learning plans for students and determines if value-added growth has occurred as a result of programs, interventions, and teachers.

How does it work?

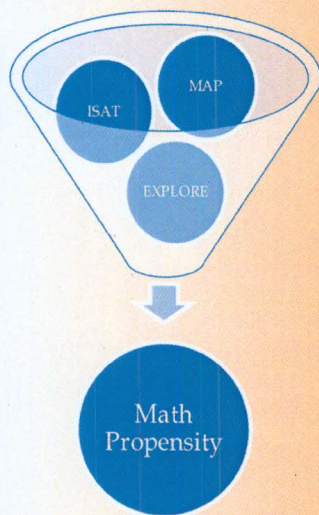
The ECRA LGM distills an entire individual student's academic record across different tests over multiple years into a single statistic called "Propensity." The propensity score is used as the basis to make a personalized projection as to how a student is most likely to achieve in the future. The ECRA LGM then compares the individualized projected achievement against the actual achievement of that student. This allows for the LGM to serve as a control group for an individual student or group of students to determine if the amount of student growth is above and beyond that which is typical or predictable.

Do I have to change assessments administered?

No. The ECRA LGM is flexible and accommodates any number of assessments. This analytic framework does not depend on the administration of any single type of assessment and does not require the district to alter its assessment program in any way. The ECRA LGM is focused on extracting additional information from the assessments that you are already administering.

The ECRA LGM

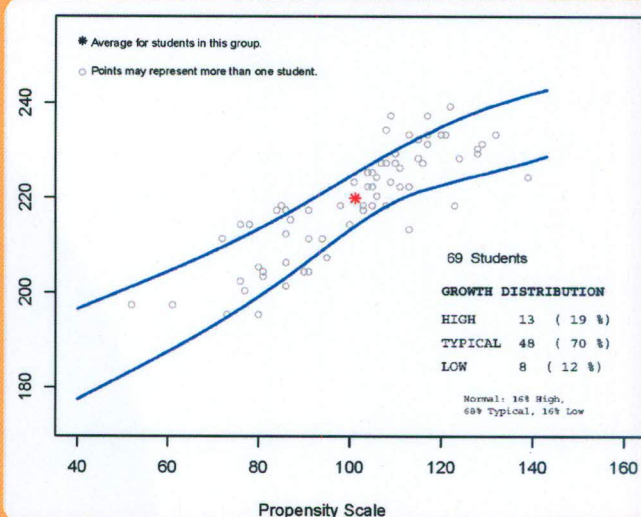
Simple



The ECRA LGM uses propensity scores to reduce the complexity of assessment data by distilling all of the predictive information contained in multiple past test scores into a single score. A propensity score captures the expected future performance of an individual student given his or her past achievement. It removes the burden of synthesizing and analyzing a multitude of data elements and allows educators to concentrate on a single score that captures all of the information. The propensity score can then be used to make achievement projections and to identify students for programs and interventions.

Visual

The ECRA LGM uses a visual framework to capture student growth at both the individual and group levels. The ECRA scatter plot superimposes actual growth versus typical growth that, at a glance, clearly reveals student growth at the individual and aggregate levels. In addition, ECRA performs complex statistical calculations so that educators can feel confident in the decisions they are making about students and programs.



Actionable



The ECRA LGM is aligned to the latest research and best practices in educational measurement, and meets U.S. Department of Education criteria for new evaluation systems. The model serves as a powerful tool for teachers, administrators, and policy makers to initiate and sustain school improvement at all levels and to support student achievement.