



REGIONAL OFFICE OF EDUCATION BOONE-WINNEBAGO COUNTIES

DR. LORI A. FANELLO, *Regional Superintendent of Schools*
DR. LINDA J. OSHITA, *Assistant Regional Superintendent*

300 Heart Blvd Loves Park IL 61111-7516 (815) 636-3060 FAX (815) 636-3069

April 16, 2014

Dear Representative _____,

We are writing to express our significant concerns over the continued decrease in education funding from the State of Illinois. Attached are several documents which illustrate the diminished financial support facing local school districts. These documents show the actual decline of General State Aid revenues and the minimal support for the increasingly expanding special education requirements. The third sheet highlights the impact of the upcoming fees associated with the Affordable Care Act school districts will have to pay beginning in July 2014. The Affordable Care Act will impact school districts even more significantly when it comes to the thirty hour work week and health insurance eligibility.

As the State has decreased its financial support for school districts, the emphasis on local property taxes to fund education increases. This is especially true when it comes to financially supporting our statutory obligations for special education. Unfortunately, most school districts are also facing declining property values. As you know decreasing taxable property values increase the actual tax rates and many districts are at or approaching their maximum tax rates allowed under the law. This will continue to require districts to reduce opportunities for children, and put off safety improvements and other critical facilities work until Illinois's school facilities are crumbling.

In addition, over the past several years the State of Illinois's reimbursements for mandated categoricals including, special education and transportation have not been paid in a timely fashion. Often we receive only half of the reimbursement payments in the proper fiscal year. We are required to provide transportation services for children, which is another area where the State of Illinois has decreased its financial support by proration. These prorations are often for expenses previously incurred by the districts so they are not able to adjust programming and have to use fund balances or borrow to cover these costs.

As our representatives, we encourage you to fully fund General State Aid and the mandated categoricals especially special education and transportation. Please consider the financial impact of adding additional requirements on schools when you vote. The passage of laws without providing full financial support adds to the burden of the local property tax payer. The ability to provide sound educational programming is significantly reduced as school districts attempt to balance budgets and in many cases run deficits.

We would ask that the legislature develop a plan to provide school districts with adequate and stable funding. Also, where the district is required to meet state mandates those be fully funded without exception.

We welcome your questions and the opportunity to discuss these critical issues with you.

Sincerely,

Boone-Winnebago School District Superintendents

Dr. Michael Houselog
Belvidere #100

Mr. Bill Faller
Pecatonica #321

Mr. Michael Duffy
Durand #322

Mr. Ted Rehl
Prairie Hill #133

Dr. Julie Morris
Harlem #122

Dr. Ehren Jarrett
Rockford District #205

Dr. Lynn Gibson
Hononegah #207

Dr. Mike Greenlee
Rockton #140

Ms. Keli Freedlund
Kinnikinnick #131

Mr. John Ulferts
Shirland #134

Dr. Steven Baule
North Boone #200

Mr. Scott Fisher
South Beloit #320

Mr. Scott Bloomquist
Winnebago #323

Dr. Lori Fanello
Boone-Winnebago ROE #4

SPECIAL EDUCATION EXPENSES & REVENUE

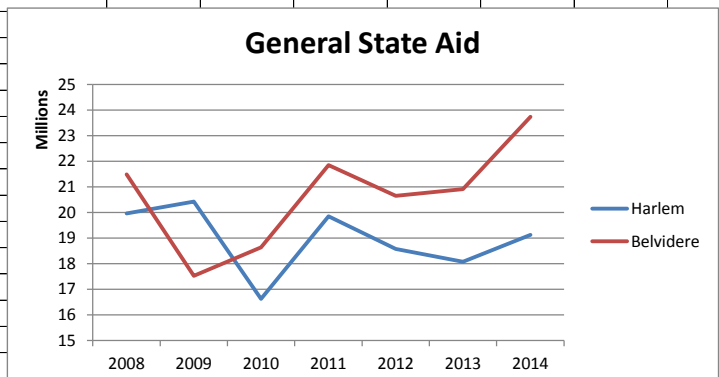
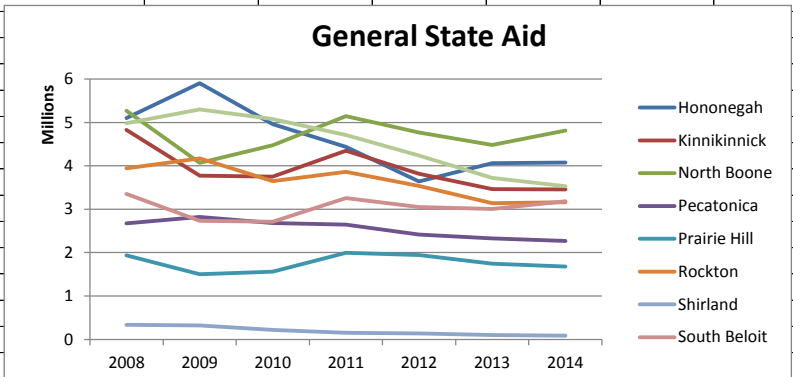
	<i>Salaries</i>	<i>Benefits</i>	<i>Purchased Services</i>	<i>Supplies</i>	<i>Tuition</i>	<i>Total Expenses</i>	<i>Sp. Ed. Tax Extension</i>	<i>State Revenue Services</i>	<i>Total Revenue</i>	<i>Deficit</i>
Belvidere	7,445,285.00	2,117,093.00	2,639,301.00	75,004.00	657,227.00	12,933,910.00	872,211.00	5,225,298.00	6,097,509.00	(6,836,401.00)
Harlem	11,128,040.16	4,070,141.44	493,375.02	219,996.29	758,395.68	16,669,948.59	1,750,282.66	3,979,800.16	5,730,082.82	(10,939,865.77)
Hononegah	1,605,961.17	537,065.13	2,145.00	8,694.52	921,529.65	3,075,395.47	285,920.25	1,535,910.43	1,821,830.68	(1,253,564.79)
Kinnikinnick	1,542,441.00	363,494.00	212,372.00	3,000.00	1,039,447.00	3,160,754.00	93,679.00	945,332.00	1,039,011.00	(2,121,743.00)
North Boone	857,602.00	88,924.00	185,597.00	14,044.00	529,911.00	1,676,078.00	341,873.00	578,778.00	920,651.00	(755,427.00)
Pecatonica	623,926.19	127,472.80	3,589.40	2,503.46	489,756.73	1,247,248.58	27,675.66	380,201.63	407,877.29	(839,371.29)
Prairie Hill	454,166.00	58,326.00	442.00	3,430.00	544,909.91	1,061,273.91	44,216.00	264,588.00	308,804.00	(752,469.91)
Rockton	846,899.12	215,056.47	0.00	3,560.45	532,874.54	1,598,390.58	82,932.65	651,338.60	734,271.25	(864,119.33)
Shirland	55,981.00	10,054.00	1,133.00	930.00	104,342.00	172,440.00	6,506.00	40,191.00	46,697.00	(125,743.00)
South Beloit	648,179.03	249,741.98	2,767.81	2,715.66	709,899.45	1,613,303.93	36,000.00	483,430.10	519,430.10	(1,093,873.83)
Winnebago	823,673.00	254,670.00	1,974.00	1,667.00	1,293,050.00	2,375,034.00	109,816.00	1,026,895.00	1,136,711.00	(1,238,323.00)
TOTALS	26,032,153.67	8,092,038.82	3,542,696.23	335,545.38	7,581,342.96	45,583,777.06	3,651,112.22	15,111,762.92	18,762,875.14	(26,820,901.92)
Rockford	34,581,100.00	15,284,000.00	690,200.00	203,200.00	5,804,500.00	56,563,000.00	20,766,300.00	10,989,200.00	31,755,500.00	(24,807,500.00)
TOTAL WITH ROCKFORD	60,613,253.67	23,376,038.82	4,232,896.23	538,745.38	13,385,842.96	102,146,777.06	24,417,412.22	26,100,962.92	50,518,375.14	(51,628,401.92)

AFFORDABLE CARE ACT COSTS (\$63 + \$2) Per Covered Individual		
School	Covered Individuals	Fees
		\$65
Belvidere	1355	88,075.00
Harlem	1667	108,355.00
Hononegah	450	29,250.00
Kinnikinnick	169	10,985.00
North Boone	149	9,685.00
Pecatonica	156	10,140.00
Prairie Hill	52	3,380.00
Rockford	7964	517660
Rockton	309	20085
Shirland	14	910.00
South Beloit	164	10,660.00
Winnebago	165	10,725.00
TOTALS	12614	819,910.00

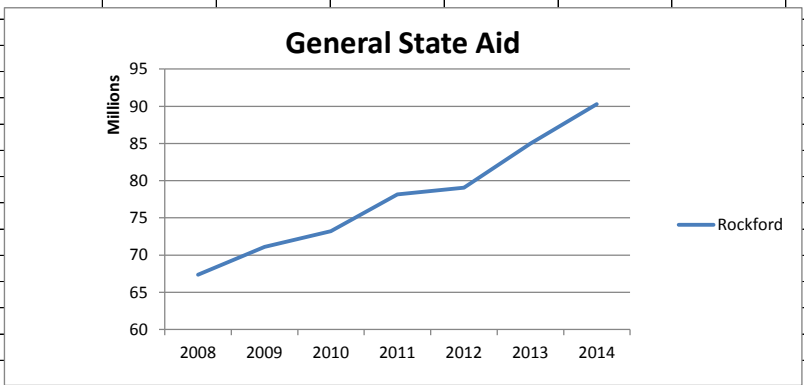
GENERAL STATE AID

School	2008	2009	2010	2011	2012	2013	2014
Hononegah	5,099,070	5,906,431	4,959,229	4,438,415	3,640,954	4,057,150	4,074,846
Kinnikinnick	4,824,928	3,774,904	3,750,131	4,345,041	3,816,700	3,462,912	3,452,154
North Boone	5,272,600	4,068,912	4,474,464	5,143,814	4,766,650	4,482,570	4,811,028
Pecatonica	2,674,145	2,818,475	2,684,193	2,643,062	2,414,910	2,330,185	2,271,081
Prairie Hill	1,937,466	1,499,788	1,557,748	1,993,313	1,943,674	1,746,456	1,677,280
Rockton	3,939,508	4,169,925	3,650,943	3,860,282	3,540,328	3,139,498	3,163,740
Shirland	338,635	323,135	218,664	154,874	133,695	99,633	88,379
South Beloit	3,351,666	2,730,946	2,708,891	3,254,065	3,047,721	3,002,404	3,185,527
Winnebago	4,985,957	5,300,836	5,074,779	4,707,467	4,235,520	3,721,448	3,528,014
TOTAL SMALLER	32,423,975	30,593,352	29,079,042	30,540,333	27,540,152	26,042,256	26,252,049

DISTRICTS



	2008	2009	2010	2011	2012	2013	2014
Harlem	19,958,534	20,416,359	16,626,209	19,844,958	18,575,653	18,066,761	19,124,140
Belvidere	21,483,428	17,525,854	18,637,343	21,849,239	20,646,559	20,912,799	23,731,282



	2008	2009	2010	2011	2012	2013	2014
Rockford	67,342,462	71,093,703	73,193,624	78,134,675	79,061,402	85,015,862	90,302,093