



**1. Please identify your role at North Boone.**

		Response Percent	Response Count
Administrator or IT Staff		0.0%	0
Certified Staff (teacher, librarian, social worker, etc. )		0.0%	0
Instructional Support Staff (teacher assistant, special ed assistant, etc.)		0.0%	0
Non-instructional Support Staff (clerical, custodial, food services, etc.)		0.0%	0
<b>Parent</b>		<b>79.5%</b>	<b>31</b>
Student		0.0%	0
Other Community Member		20.5%	8
<b>answered question</b>			<b>39</b>
<b>skipped question</b>			<b>0</b>

## 2. How long have you worked or been associated with North Boone?

	Response Percent	Response Count
Less than two years	0.0%	0
2 to 5 years	0.0%	0
6 to 10 years	0.0%	0
11 to 15 years	0.0%	0
More than 15 years	0.0%	0
<b>answered question</b>		<b>0</b>
<b>skipped question</b>		<b>39</b>

## 3. In which location do you primarily work?

	Response Percent	Response Count
Capron	0.0%	0
Manchester	0.0%	0
Poplar Grove	0.0%	0
NBUE	0.0%	0
NBMS	0.0%	0
NBHS	0.0%	0
Multiple Schools	0.0%	0
<b>answered question</b>		<b>0</b>
<b>skipped question</b>		<b>39</b>

#### 4. What do you consider your personal level of technology skill?

	Response Percent	Response Count
Novice - I often need help or give up with new technology	0.0%	0
Intermediate - I can use most technology without help	0.0%	0
Advanced - I enjoy tackling new technologies without help	0.0%	0
Expert - I am regularly sought out to help others with technology	0.0%	0
	<b>answered question</b>	<b>0</b>
	<b>skipped question</b>	<b>39</b>

#### 5. Do you use the Spice Works help desk system?

	Response Percent	Response Count
Yes	0.0%	0
No	0.0%	0
	<b>answered question</b>	<b>0</b>
	<b>skipped question</b>	<b>39</b>

**6. How long did it take you to get a solution to your last help desk request?**

	Response Percent	Response Count
Less than 4 hours	0.0%	0
From a 1/2 day to a day	0.0%	0
1 1/2 to 4 days	0.0%	0
A week or more	0.0%	0
I never got a solution	0.0%	0
<b>answered question</b>		<b>0</b>
<b>skipped question</b>		<b>39</b>

**7. On a scale of 1 to 4, how satisfied are you with the IT support you receive?**

	Response Percent	Response Count
4 - extremely satisfied	0.0%	0
3	0.0%	0
2	0.0%	0
1 - extremely dissatisfied	0.0%	0
<b>answered question</b>		<b>0</b>
<b>skipped question</b>		<b>39</b>

### 8. When you have a technology issue, who do you contact first?

	Response Percent	Response Count
Co-worker	0.0%	0
Help Desk (Spice Works)	0.0%	0
IT Staff, not via the help desk	0.0%	0
Administrator	0.0%	0
Secretary	0.0%	0
Other (please specify)	0.0%	0
<b>answered question</b>		<b>0</b>
<b>skipped question</b>		<b>39</b>

### 9. Have you had enough training to use the technology in your role?

	Response Percent	Response Count
Yes	0.0%	0
No	0.0%	0
Comments or additional information		0
<b>answered question</b>		<b>0</b>
<b>skipped question</b>		<b>39</b>







### 10. Do you have adequate access to technology support?

		Response Percent	Response Count
Yes		0.0%	0
No		0.0%	0
Comments or additional information			0
<b>answered question</b>			<b>0</b>
<b>skipped question</b>			<b>39</b>



### 11. Do you feel the district's telephone and voice mail system is adequate?

		Response Percent	Response Count
Yes		0.0%	0
No		0.0%	0
Other (please specify)			0
<b>answered question</b>			<b>0</b>
<b>skipped question</b>			<b>39</b>




## 12. Which schools do you or your children attend?

		Response Percent	Response Count
Capron		6.7%	2
Manchester		16.7%	5
Poplar Grove		20.0%	6
NBUE		26.7%	8
NBMS		30.0%	9
<b>NBHS</b>		<b>53.3%</b>	<b>16</b>
Other (please specify)		0.0%	0
<b>answered question</b>			<b>30</b>
<b>skipped question</b>			<b>9</b>



## 13. Do you have a computer or tablet (e.g. iPad, Android tablet, Kindle Fire, etc.) at home?

		Response Percent	Response Count
Yes		96.7%	29
No		3.3%	1
<b>answered question</b>			<b>30</b>
<b>skipped question</b>			<b>9</b>

**14. What kind of computer or tablet (e.g. iPad, Android tablet, Kindle Fire, etc.) do you have?  
(select all that apply)**

		Response Percent	Response Count
Windows		93.1%	27
Mac		27.6%	8
Droid		27.6%	8
Unix		0.0%	0
Other (please specify)			2
<b>answered question</b>			<b>29</b>
<b>skipped question</b>			<b>10</b>

**15. Do you have Internet access?**

		Response Percent	Response Count
Yes, at home		96.6%	28
Yes, but at work, via phone or at another site		3.4%	1
I have no Internet access		0.0%	0
<b>answered question</b>			<b>29</b>
<b>skipped question</b>			<b>10</b>



**16. Technology is adequate for the instructional program in classrooms and the computer labs.**

	1	2	3	4	N/A or No Opinion	Rating Average	Rating Count
How True?	<b>45.5% (15)</b>	36.4% (12)	6.1% (2)	6.1% (2)	6.1% (2)	1.71	33
How Important	<b>50.0% (16)</b>	21.9% (7)	21.9% (7)	3.1% (1)	3.1% (1)	1.77	32
<b>answered question</b>							<b>33</b>
<b>skipped question</b>							<b>6</b>

**17. Faculty and staff have adequate access to technology to prepare materials and for necessary professional work.**

	1	2	3	4	N/A or No Opinion	Rating Average	Rating Count
How True?	<b>33.3% (11)</b>	30.3% (10)	6.1% (2)	0.0% (0)	30.3% (10)	1.61	33
How Important	<b>36.4% (12)</b>	30.3% (10)	18.2% (6)	3.0% (1)	12.1% (4)	1.86	33
<b>answered question</b>							<b>33</b>
<b>skipped question</b>							<b>6</b>

**18. Technology is well maintained and its maintenance is adequately funded in the budget.**

	1	2	3	4	N/A or No Opinion	Rating Average	Rating Count
How True?	<b>29.0% (9)</b>	25.8% (8)	9.7% (3)	6.5% (2)	<b>29.0% (9)</b>	1.91	31
How Important	<b>41.9% (13)</b>	19.4% (6)	16.1% (5)	6.5% (2)	16.1% (5)	1.85	31
<b>answered question</b>							<b>31</b>
<b>skipped question</b>							<b>8</b>




**19. Software necessary to support the instructional program is available for use with students.**

	1	2	3	4	N/A or No Opinion	Rating Average	Rating Count
How True?	<b>29.0% (9)</b>	22.6% (7)	19.4% (6)	3.2% (1)	25.8% (8)	1.96	31
How Important	<b>41.9% (13)</b>	16.1% (5)	12.9% (4)	9.7% (3)	19.4% (6)	1.88	31
<b>answered question</b>							<b>31</b>
<b>skipped question</b>							<b>8</b>

**20. Software necessary to support the administration and management of the school/district is available.**

	1	2	3	4	N/A or No Opinion	Rating Average	Rating Count
How True?	32.3% (10)	25.8% (8)	6.5% (2)	0.0% (0)	35.5% (11)	1.60	31
How Important	45.2% (14)	16.1% (5)	6.5% (2)	9.7% (3)	22.6% (7)	1.75	31
<b>answered question</b>							<b>31</b>
<b>skipped question</b>							<b>8</b>

**21. Do you have adequate bandwidth to have students work with laptops, tablets or in the computer lab without delays that negatively impact instruction?**

		Response Percent	Response Count
Yes		51.9%	14
No		37.0%	10
Other (please specify)		11.1%	3
<b>answered question</b>			<b>27</b>
<b>skipped question</b>			<b>12</b>




**22. Do you feel that IT support has improved over the past three years?**

		Response Percent	Response Count
Yes		57.7%	15
No		30.8%	8
Other (please specify)		11.5%	3
<b>answered question</b>			<b>26</b>
<b>skipped question</b>			<b>13</b>





**23. Do you feel that technology resources are provided to support integrating them into the curriculum?**

		Response Percent	Response Count
Yes		65.4%	17
No		26.9%	7
Other (please specify)		7.7%	2
<b>answered question</b>			<b>26</b>
<b>skipped question</b>			<b>13</b>




**24. Do you feel students are being provided appropriate access to technology skill development?**

		Response Percent	Response Count
Yes		58.6%	17
No		27.6%	8
Other (please specify)		13.8%	4
<b>answered question</b>			<b>29</b>
<b>skipped question</b>			<b>10</b>




**25. If the district could only provide one type of student technology device, which would you prefer?**

		Response Percent	Response Count
Desktops (in a computer lab)		20.7%	6
Desktops (in classrooms)		24.1%	7
<b>Laptops</b>		<b>34.5%</b>	<b>10</b>
Tablets (e.g. iPad, Android tablet, Kindle Fire, etc.)		20.7%	6
Cell phones		0.0%	0
	Other (please specify)		1
<b>answered question</b>			<b>29</b>
<b>skipped question</b>			<b>10</b>

## 26. Have you ever taken an online course or workshop?

		Response Percent	Response Count
Yes		66.7%	18
No, but I would like to		14.8%	4
No, and I wouldn't want to		18.5%	5
<b>answered question</b>			<b>27</b>
<b>skipped question</b>			<b>12</b>



## 27. Do you think North Boone should look to expand online learning opportunities for students?

		Response Percent	Response Count
Yes		53.6%	15
No		39.3%	11
Other (please specify)		7.1%	2
<b>answered question</b>			<b>28</b>
<b>skipped question</b>			<b>11</b>

## 28. What else would you like North Boone to consider about online learning?

	Response Count
	6
<b>answered question</b>	<b>6</b>
<b>skipped question</b>	<b>33</b>




### 29. Have you personally been involved in the 7th Grade Tablet Pilot?

		Response Percent	Response Count
Yes		32.1%	9
No		67.9%	19
answered question			28
skipped question			11






### 30. Do you feel the tablets impact students skill development?

	Decrease	No difference	Improve	N/A or No Opinion	Rating Count
Technology Skills	7.1% (2)	28.6% (8)	<b>53.6% (15)</b>	10.7% (3)	28
Subject Matter Knowledge	21.4% (6)	21.4% (6)	<b>46.4% (13)</b>	10.7% (3)	28
Interpersonal Skills	<b>53.6% (15)</b>	25.0% (7)	10.7% (3)	10.7% (3)	28
answered question					28
skipped question					11

### 31. Do you think that the tablets have an impact on student motivation and engagement?

		Response Percent	Response Count
Decreased Engagement		14.3%	4
No Impact		46.4%	13
Increased Engagement		39.3%	11
answered question			28
skipped question			11

### 32. Based on your experience, what do you think should happen next with the tablet pilot?

		Response Percent	Response Count
Eliminate the pilot		46.4%	13
Allow the current students to continue the pilot		7.1%	2
Expand the pilot to next year's 7th graders as well		14.3%	4
Expand the pilot to 5th, 6th and 7th graders as well		25.0%	7
Other (please specify)		7.1%	2
<b>answered question</b>			<b>28</b>
<b>skipped question</b>			<b>11</b>

### 33. What additional information would you like to share about technology at North Boone?



	Response Count
	8
<b>answered question</b>	<b>8</b>
<b>skipped question</b>	<b>31</b>

### 34. Please provide any additional information that you would like to share:

	Response Count
	4
<b>answered question</b>	<b>4</b>
<b>skipped question</b>	<b>35</b>



**35. If you would be willing to participate as a member of a planning team or focus group, please indicate that below. We want to ensure balanced representation, so all volunteers may not be needed.**

		Response Percent	Response Count
Focus Group		75.0%	3
Planning Team		50.0%	2
answered question			4
skipped question			35

**36. Please enter your name and e-mail if you wish to volunteer for the planning team or a focus group. Your name and choices will be stripped from the rest of the survey before results are reviewed.**

	Response Count
	4
answered question	4
skipped question	35