

Apps/Software to Monitor for Technology Implementation

2020-2021 School Year	
Grades 3-4	<p>Google Classroom                      Reflex Math (grade 3)                      -Program recommends 15 minutes per day                      HMH Into Math Software</p>
Grades 5-8	<p>Schoology (just building usage)                      IXL                      -Suggestion: 15-20 minutes, 3 days per week. Assigned lessons for skill-building.                      HMH Into Math / HMH Go Math Software</p>
Grades 9-12	<p>Google Classroom                      Khan Academy                      -Suggestion: 15-20 minutes, 3 days per week. Assigned lessons for skill-building. (Possible self-reporting?)                      No Red Ink                      HMH Go Math Software</p>

Possible Metrics:

Correlate Winter & Spring MAP scores to software usage (grades 2-8)

Consider taking PSAT fall and spring to use for a growth metric for HS

# Clever Data - Google Classroom Usage

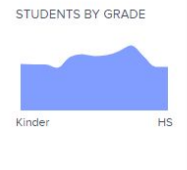
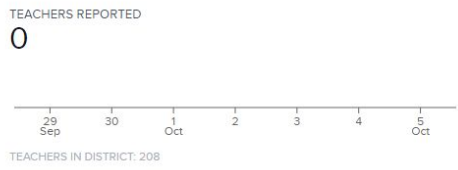
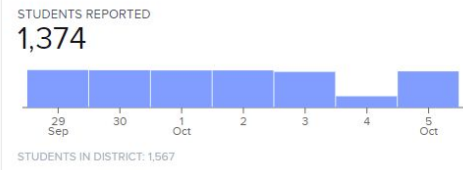
## Edtech Analytics

Need help or have feedback?  
[Let us know!](#)

2019-20 School year | 2020-21 School year | Last 28 days | **Last 7 days**

SCHOOL  
All schools

STUDENT GRADE  
All grades and teachers



**118**  
Total apps

**28** Clever apps  
Added by the district

**16** Library apps  
Added by teachers

**74** Other apps  
Including any web links

App name	% Students	% Teachers	Active time per user
Google Meet	1,352 students 98%	-	346 minutes
Google Classroom	87%	-	68 minutes
Google Slides	87%	-	42 minutes
Google Docs	86%	-	58 minutes
Google Forms	80%	-	18 minutes

# Reflex Math Usage Data

Capron Elementary School Manage Users

Reflex Reflex Dashboard Group Reports Individual Reports

**Grade** Teacher Updated Today at 11:00 AM

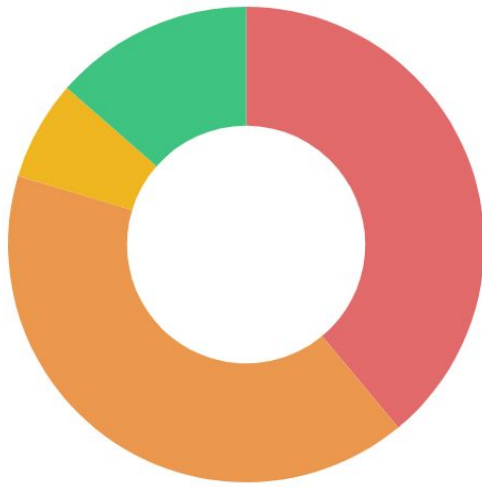
Grade	Active Students	Average Usage	Green Light	Average Fluency Gain	Total Fluency Gain	Total Facts Solved
Grade 4	28	8.79 days	33.6%	51.9 facts	1,452 facts	33.1k facts
Grade 3	22	7.17 days	44.5%	33.3 facts	767 facts	20.4k facts
Grade 2	9	4.67 days	39.2%	14.7 facts	132 facts	4,798 facts
Grade 1	0	0.00 days	0.0%	0.00 facts	0 facts	0 facts
Kindergarten	0	0.00 days	0.0%	0.00 facts	0 facts	0 facts
All Students	59	7.55 days	38.6%	39.2 facts	2,351 facts	58.2k facts

Reflex All Students Reflex Dashboard Group Reports Individual Reports

130 students

FILTERS Group Status Usage Summary Milestones Fluency Growth

Group Usage all assignments CHART TABLE



Weekly Usage	Avg. Weekly Gain
0 to 1 days	0.39 facts
1+ to 2 days	8.00 facts
2+ to 3 days	16.1 facts
3+ days	20.9 facts
Total	7.32 facts

This School Year

NUMBER OF STUDENTS **59**

AVERAGE USAGE **1.5 days/wk**

GREEN LIGHT USAGE **37.7%**

TOTAL FACTS SOLVED **58,231**

# Schoology Usage Data

Schools Role Type

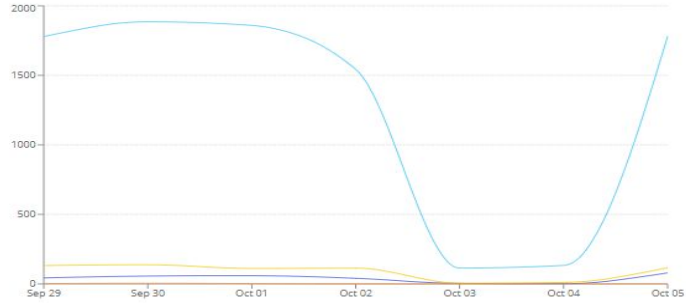
09/29/2020 → 10/05/2020

Sep 29, 2020 to Oct 5, 2020

## SESSIONS BY ROLE

Tracks when a user logs in, logs out, or returns to Schoology after 30 minutes of inactivity

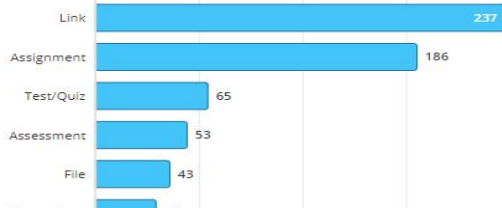
ROLE TYPE	DATE RANGE TOTAL
Parent	283
School Admin	11
Student	9,093
Teacher	627
<b>Total Sessions</b>	<b>10,014</b>



## COURSE MATERIALS CREATED

642

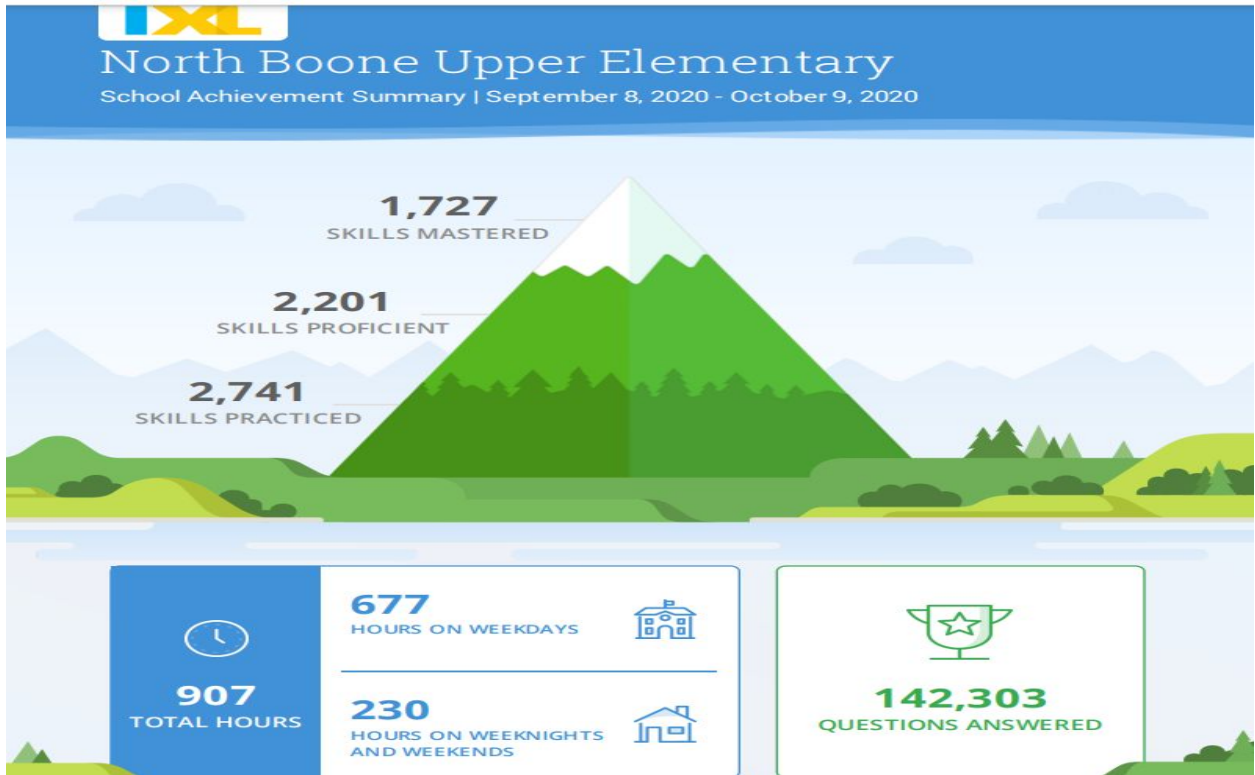
Total course materials created



## COURSE MATERIALS BREAKDOWN

MATERIAL TYPE	SUBMISSIONS ↑	VIEWS
Assignment	1746	10704
Test/Quiz	1343	10526
Assessment	578	3384
Discussions	436	1113
File	—	1449
Link	—	2698

# IXL Usage Data



## No Red Ink Usage Data

### Year-to-Date Stats

**128,315**

Questions Answered [?](#)

**3,321**

Topics Mastered [?](#)

**0**

Writing Samples Submitted [?](#)

Activation

Usage

Skills

**188%** 15 / 8

Teachers Using / Expected

**90%** 547 / 610

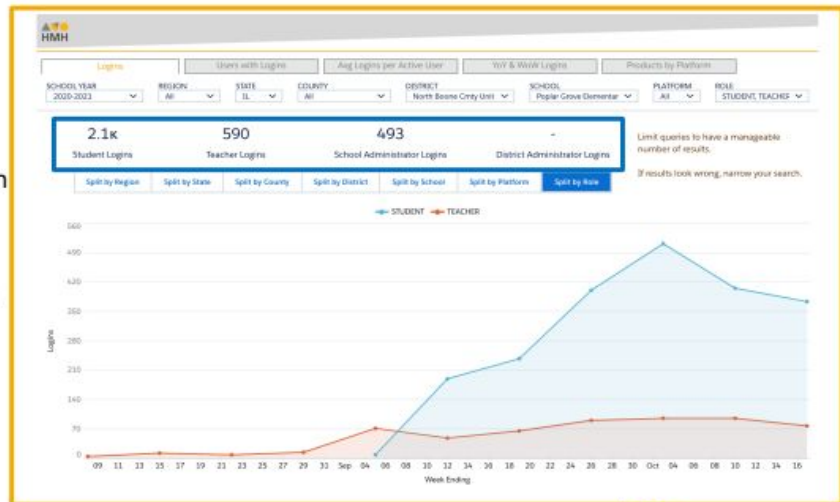
Students Using / Expected

School	Status <a href="#">?</a>	Digital Training Completed / Total <a href="#">?</a>	Teachers Using / Expected	Students Using / Expected <a href="#">?</a>
<a href="#">North Boone High School</a>	<span style="color: orange;">▲</span>	3 / 8 (38%)	8 / 4 (200%)	260 / 370 (70%)
Diana Vlase		0	✓	0
Emily Elms		0	✓	10
Kathleen Podraza		8	✓	19
Kathleen Podraza		2	✓	61
Kristen Miller		2	✓	81
Natalia Rokita		0	✓	42
Nick Augustine		No Premium training	Using free account	-
Troy Doetch		0	✓	69
Verna Rentsch		0	✓	10
<a href="#">North Boone Upper Elementary School</a>	<span style="color: green;">●</span>	0 / 7 (0%)	7 / 4 (175%)	287 / 240 (120%)

# Poplar Grove Elementary– Ed Overall

As of **October 23**, there have been

- 2,130 student logins
- 590 teacher logins
- 493 school administrator logins
- 0 district administrator logins



# North Boone Middle School

As of **October 23**, there have been

- 4,372 student logins
- 440 teacher logins
- 1,329 school administrator logins
- 0 district administrator logins

