

NORTH BOONE CUSD 200

RUN 8/12/22 5:10AM

BUDGET SUMMARY FOR FISCAL YEAR 2022-2023

PAGE: 11

NO.	FUND DESCRIPTION	PROJECTED REVENUE	PROJECTED EXPENDITURES	PROJECTED REV. LESS EXP.
10	EDUCATION	18,886,076.39	18,830,030.00	56,046.39
20	OPERATIONS & MAINTENANCE	2,234,510.00	2,185,350.00	49,160.00
30	BOND AND INTEREST	2,515,700.00	4,464,401.00	-1,948,701.00
40	TRANSPORTATION	1,862,510.00	1,795,600.00	66,910.00
50	MUNICIPAL RETIREMENT FUND	376,110.00	374,750.00	1,360.00
51	FICA/MEDICARE FUND	448,060.00	447,650.00	410.00
60	SITE AND CONSTRUCTION	1,652,000.00	1,635,000.00	17,000.00
70	WORKING CASH	43,000.00	0.00	43,000.00
80	TORT FUND	291,510.00	265,000.00	26,510.00
90	FIRE PREVENTION & SAFETY FUND	150.00	50,000.00	-49,850.00
	TOTALS ALL FUNDS	28,309,626.39	30,047,781.00	-1,738,154.61

ATTACHMENT NO. IX-A

ATTACHMENT NO. XIV-C: Approval of 2022-2023 Tentative Budget

Potential motion: Move to approve the 2022-2023 Tentative Budget and notification of a Public Hearing on the FY23 Budget

Recommended action: Approve the motion

As required by law, the 2022-2023 School District Tentative budget must be approved. After the approval it will be made available prior to the budget hearing in September and its final adoption.

The public hearing for the budget will be on September 20th, 2022 at 6:30 at North Boone District Office.

Changes since the July Board of Education meeting include:

- *Increase in revenue to account for Evidence Based Funding (\$554,744.63)

- * Adjustment to tax levy revenue to account for 5% CPI increase

- * Increase lunch fee revenue

- *Update salaries to include change in staffing

- *Updated expenditures for all funds



NORTH BOONE BUDGET UPDATE

Board of Education Meeting
August 2022

DISCUSSION OUTLINE

FY23 Revenue Forecast
FY23 Budget Considerations


HIGHLIGHTS

FY23 BUDGET OVERVIEW






5% CPI for tax levy



\$8,864,926.39

Increased by \$554,711.63



Access to ESSER Funds-Keep all other
funding flat

REVENUE FORECAST FOR FY23

FY23 Budget Considerations



INSTRUCTIONAL
COACHES

STUDENT
TECHNOLOGY


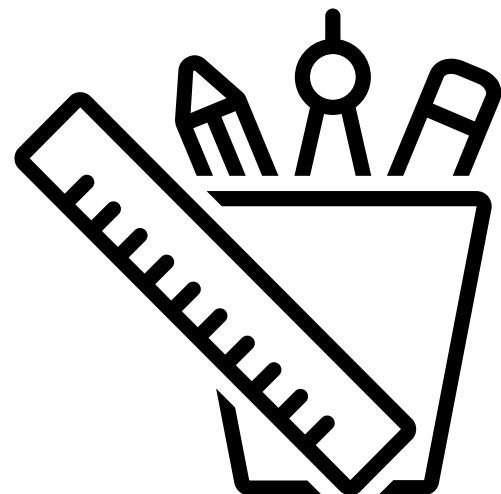

CAPRON
PARKING LOT

PHONE
SYSTEMS

HVAC PROJECT

RESOURCES TO
SUPPORT
STRATEGIC
PLAN & MTSS

ALIGN EXPENDITURES



Increase revenue to account for Evidence Based Funding and CPI tax levy increases.

Increase revenue in lunch accounts since we will charge for lunches in FY23

Update to salaries and expenditures

CHANGES TO DRAFT BUDGET

BUDGET TIMELINE



JULY

Draft budget
presented to the
Board

AUGUST

Approval of
tentative budget

SEPTEMBER

Approval of the
budget

APRIL-JUNE

Budget
amendment if
required

QUESTIONS

NOTICE OF PUBLIC HEARING

NOTICE IS HEREBY GIVEN By the Board of Education of North Boone CUSD 200 in the County of Boone State of Illinois, that the budget for said school district for the fiscal year beginning July 1, 2022 will be on file and conveniently available to public inspection at 6248 North Boone School Road Poplar grove, IL 61065 in the school district from and after 8:00 o'clock AM on the 17th day of August 2022.

Notice is further hereby given that a public hearing on said budget will be held at 6:30 PM, on the 20th day of September 2022, at 6248 North Boone School Road, Poplar Grove, IL 61065 in the North Boone CUSD No 200. Dated this 16th day of August 2022. Board of Education of North Boone CUSD No. 200 in the county of Boone, State of Illinois.

Brian Haselhorst, Secretary,
Board of Education

District Type:

☒ School District
☐ Joint Agreement

ILLINOIS STATE BOARD OF EDUCATION

School Business Services Division

SCHOOL DISTRICT/JOINT AGREEMENT BUDGET FORM *
July 1, 2022 - June 30, 2023

Accounting Basis:

Cash

Balanced budget; no Deficit Reduction
Plan is required.

Date of Amended Budget:

(MM/DD/YY)

District Name:

North Boone CUSD 200

District RCDT No:

04-004-2000-26

If your FY2022 AFR states that you need to do a deficit reduction plan and your FY2023 budget is balanced, please state the measures you took to have your budget become balanced. (Bckgrnd-Assumpt 25-26)

Budget of North Boone CUSD 200, County of Boone,
 State of Illinois, for the Fiscal Year beginning July 1, 2022 and ending June 30, 2023.

WHEREAS the Board of Education of North Boone CUSD 200,
 County of Boone, State of Illinois, caused to be prepared in tentative form a budget, and the Secretary
 of this Board has made the same conveniently available to public inspection for at least thirty days prior to final action thereon;

AND WHEREAS a public hearing was held as to such budget on the 20th day of September, 2022,
 notice of said hearing was given at least thirty days prior thereto as required by law, and all other legal requirements have been complied with;

NOW, THEREFORE, Be it resolved by the Board of Education of said district as follows:

Section 1: That the fiscal year of this school district be and the same hereby is fixed and declared to be
 beginning July 1, 2022 and ending June 30, 2023.

Section 2: That the following budget containing an estimate of amounts available in each Fund, separately, and expenditures from each be
 and the same is hereby adopted as the budget of this school district for said fiscal year.

ADOPTION OF BUDGET

The budget shall be approved and signed below by members of the School Board. Adopted this _____ day of _____, 20____
 by a roll call vote of _____ Yeas, and _____ Nays, to wit:

** MEMBERS VOTING YEA:	** MEMBERS VOTING NAY:

* Based on the 23 Illinois Administrative Code-Part 100 and inconformity with Section 17-1 of the School Code.

** Type in the members who voted "YEA" nor "NAY". Actual school board member signatures are not required for electronic submission.

- (1) A certified copy of this document must be filed with the county clerk within 30 days of adoption as required by Section 18-50 of the Property Tax Code (35 ILCS 200/18-50).
- (2) Districts are required to submit the adopted/amended budget electronically to ISBE within 30 days of adoption or by October 30, whichever comes first. Budgets are submitted to **School Finance Report (SFR)**: <https://sec1.isbe.net/attachmgr/default.aspx>

Please type the member signatures before submitting to ISBE. We do not accept PDF copies.

	A	B	C	D	E	F	G	H	I	J	K	L
1	<i>Begin entering data on EstRev 6-11 and EstExp 12-20 tabs.</i>		(10)	(20)	(30)	(40)	(50)	(60)	(70)	(80)	(90)	
2	Description: Enter Whole Numbers Only	Acct #	Educational	Operations & Maintenance	Debt Service	Transportation	Municipal Retirement/ Social Security	Capital Projects	Working Cash	Tort	Fire Prevention & Safety	
3	ESTIMATED BEGINNING FUND BALANCE (without Student Activity Funds) ¹ as of July 1, 2022		13,587,633	2,432,938	12,184,106	2,577,874	639,693	1,183,953	1,018,013	259,952	119,348	
4	RECEIPTS/REVENUES (without Student Activity Funds)											
5	LOCAL SOURCES	1000	8,251,150	1,534,510	2,515,700	932,510	824,170	602,000	43,000	291,510	150	
6	FLOW-THROUGH RECEIPTS/REVENUES FROM ONE DISTRICT TO ANOTHER DISTRICT	2000	0	0		0	0					
7	STATE SOURCES	3000	8,371,926	600,000	0	930,000	0	400,000	0	0	0	
8	FEDERAL SOURCES	4000	2,263,000	100,000	0	0	0	650,000	0	0	0	
9	Total Direct Receipts/Revenues ⁸		18,886,076	2,234,510	2,515,700	1,862,510	824,170	1,652,000	43,000	291,510	150	
10	Receipts/Revenues for "On Behalf" Payments ²	3998	0	0	0	0	0	0		0	0	
11	Total Receipts/Revenues		18,886,076	2,234,510	2,515,700	1,862,510	824,170	1,652,000	43,000	291,510	150	
12	DISBURSEMENTS/EXPENDITURES (without Student Activity Funds)											
13	INSTRUCTION	1000	12,595,040				251,875			265,000		
14	SUPPORT SERVICES	2000	5,698,990	2,185,350		1,795,600	570,525	1,635,000		0	50,000	
15	COMMUNITY SERVICES	3000	9,000	0		0	0			0		
16	PAYMENTS TO OTHER DISTRICTS & GOVT UNITS	4000	527,000	0	0	0	0	0		0	0	
17	DEBT SERVICES	5000	0	0	4,464,401	0	0	0		0	0	
18	PROVISION FOR CONTINGENCIES	6000	0	0	0	0	0	0		0	0	
19	Total Direct Disbursements/Expenditures ⁹		18,830,030	2,185,350	4,464,401	1,795,600	822,400	1,635,000		265,000	50,000	
20	Disbursements/Expenditures for "On Behalf" Payments ²	4180	0	0	0	0	0	0		0	0	
21	Total Disbursements/Expenditures		18,830,030	2,185,350	4,464,401	1,795,600	822,400	1,635,000		265,000	50,000	
22	Excess of Direct Receipts/Revenues Over (Under) Direct Disbursements/Expenditures		56,046	49,160	(1,948,701)	66,910	1,770	17,000	43,000	26,510	(49,850)	
23	OTHER SOURCES/USES OF FUNDS											
24	OTHER SOURCES OF FUNDS (7000)											
25	PERMANENT TRANSFER FROM VARIOUS FUNDS											
26	Abolishment the Working Cash Fund ¹⁶	7110	0									
27	Abatement of the Working Cash Fund ¹⁶	7110	0	0	0	0	0	0		0	0	
28	Transfer of Working Cash Fund Interest	7120	0	0	0	0	0	0		0	0	
29	Transfer Among Funds	7130	0	0		0						
30	Transfer of Interest	7140	0	0	0	0	0	0	0	0	0	
31	Transfer from Capital Projects Fund to O&M Fund	7150		0								
32	Transfer of Excess Fire Prev & Safety Tax & Interest ³ Proceeds to O&M Fund	7160		0								
33	Transfer of Excess Accumulated Fire Prev & Safety Bond and Int ^{3a} Proceeds to Debt Service Fund	7170			0							
34	SALE OF BONDS (7200)											
35	Principal on Bonds Sold ⁴	7210	0	0	0	0		0	0	0	0	
36	Premium on Bonds Sold	7220	0	0	0	0		0	0	0	0	
37	Accrued Interest on Bonds Sold	7230	0	0	0	0		0	0	0	0	
38	Sale or Compensation for Fixed Assets ⁵	7300	0	0	0	0	0	0		0	0	
39	Transfer to Debt Service to Pay Principal on GASB 87 Leases	7400			0							
40	Transfer to Debt Service to Pay Interest on GASB 87 Leases	7500			0							
41	Transfer to Debt Service Fund to Pay Principal on Revenue Bonds	7600			0							
42	Transfer to Debt Service Fund to Pay Interest on Revenue Bonds	7700			0							
43	Transfer to Capital Projects Fund	7800						0				
44	ISBE Loan Proceeds	7900	0	0	0	0	0	0			0	
45	Other Sources Not Classified Elsewhere	7990	0	0	0	0	0	0	0	0	0	
46	Total Other Sources of Funds ⁸		0	0	0	0	0	0	0	0	0	

	A	B	C	D	E	F	G	H	I	J	K	L
1	<i>Begin entering data on EstRev 6-11 and EstExp 12-20 tabs.</i>		(10)	(20)	(30)	(40)	(50)	(60)	(70)	(80)	(90)	
2	Description: Enter Whole Numbers Only	Acct #	Educational	Operations & Maintenance	Debt Service	Transportation	Municipal Retirement/ Social Security	Capital Projects	Working Cash	Tort	Fire Prevention & Safety	
47	OTHER USES OF FUNDS (8000)											
49	TRANSFER TO VARIOUS OTHER FUNDS (8100)											
50	Abolishment or Abatement of the Working Cash Fund ¹⁶	8110							0			
51	Transfer of Working Cash Fund Interest	8120							0			
52	Transfer Among Funds	8130	0	0		0						
53	Transfer of Interest ⁶	8140	0	0	0	0	0	0		0		
54	Transfer from Capital Projects Fund to O&M Fund	8150						0				
55	Transfer of Excess Fire Prev & Safety Tax & Interest ³ Proceeds to O&M Fund	8160									0	
56	Transfer of Excess Accumulated Fire Prev & Safety Bond ^{3a} and Int Proceeds to Debt Service Fund	8170									0	
57	Taxes Pledged to Pay Principal on GASB 87 Leases	8410	0	0				0				
58	Grants/Reimbursements Pledged to Pay Principal on GASB 87 Leases	8420	0	0				0				
59	Other Revenues Pledged to Pay Principal on GASB 87 Leases	8430	0	0				0				
60	Fund Balance Transfers Pledged to Pay Principal on GASB 87 Leases	8440	0	0				0				
61	Taxes Pledged to Pay Interest on GASB 87 Leases	8510	0	0				0				
62	Grants/Reimbursements Pledged to Pay Interest on GASB 87 Leases	8520	0	0				0				
63	Other Revenues Pledged to Pay Interest on GASB 87 Leases	8530	0	0				0				
64	Fund Balance Transfers Pledged to Pay Interest on GASB 87 Leases	8540	0	0				0				
65	Taxes Pledged to Pay Principal on Revenue Bonds	8610	0	0								
66	Grants/Reimbursements Pledged to Pay Principal on Revenue Bonds	8620	0	0								
67	Other Revenues Pledged to Pay Principal on Revenue Bonds	8630	0	0								
68	Fund Balance Transfers Pledged to Pay Principal on Revenue Bonds	8640	0	0								
69	Taxes Pledged to Pay Interest on Revenue Bonds	8710	0	0								
70	Grants/Reimbursements Pledged to Pay Interest on Revenue Bonds	8720	0	0								
71	Other Revenues Pledged to Pay Interest on Revenue Bonds	8730	0	0								
72	Fund Balance Transfers Pledged to Pay Interest on Revenue Bonds	8740	0	0								
73	Taxes Transferred to Pay for Capital Projects	8810	0	0								
74	Grants/Reimbursements Pledged to Pay for Capital Projects	8820	0	0								
75	Other Revenues Pledged to Pay for Capital Projects	8830	0	0								
76	Fund Balance Transfers Pledged to Pay for Capital Projects	8840	0	0								
77	Transfer to Debt Service Fund to Pay Principal on ISBE Loans	8910	0	0		0	0	0			0	
78	Other Uses Not Classified Elsewhere	8990	0	0	0	0	0	0	0	0	0	
79	Total Other Uses of Funds ⁹		0	0	0	0	0	0	0	0	0	
80	Total Other Sources/Uses of Fund		0	0	0	0	0	0	0	0	0	
81	ESTIMATED ENDING FUND BALANCE (without Student Activity Funds) as of June 30, 2023		13,643,679	2,482,098	10,235,405	2,644,784	641,463	1,200,953	1,061,013	286,462	69,498	
82												
83	Student Activity (Fund 11) ESTIMATED BEGINNING FUND BALANCE as of July 1, 2022											
84	RECEIPTS/REVENUES (For Student Activity Funds)											
85	Total Student Activity Direct Receipts/Revenues (Local Sources)	1799	0									
86	DISBURSEMENTS/EXPENDITURES (For Student Activity Funds)											
87	Total Student Activity Direct Disbursements/Expenditures	1999	0									
88	Excess of Direct Receipts/Revenues Over (Under) Direct Disbursements/Expenditures		0									
89	Student Activity ESTIMATED ENDING FUND BALANCE as of June 30, 2023		0									
90												

	A	B	C	D	E	F	G	H	I	J	K	L
1	<i>Begin entering data on EstRev 6-11 and EstExp 12-20 tabs.</i>		(10)	(20)	(30)	(40)	(50)	(60)	(70)	(80)	(90)	
2	Description: Enter Whole Numbers Only	Acct #	Educational	Operations & Maintenance	Debt Service	Transportation	Municipal Retirement/ Social Security	Capital Projects	Working Cash	Tort	Fire Prevention & Safety	
91	Total ESTIMATED BEGINNING FUND BALANCE (All Sources Including Student Activity Funds) as of July 1, 2022		13,587,633	2,432,938	12,184,106	2,577,874	639,693	1,183,953	1,018,013	259,952	119,348	
92	RECEIPTS/REVENUES (All Sources with Student Activity Funds)											
93	LOCAL SOURCES	1000	8,251,150	1,534,510	2,515,700	932,510	824,170	602,000	43,000	291,510	150	
94	FLOW-THROUGH RECEIPTS/REVENUES FROM ONE DISTRICT TO ANOTHER DISTRICT	2000	0	0	0	0	0	0	0	0	0	
95	STATE SOURCES	3000	8,371,926	600,000	0	930,000	0	400,000	0	0	0	
96	FEDERAL SOURCES	4000	2,263,000	100,000	0	0	0	650,000	0	0	0	
97	Total Direct Receipts/Revenues ⁸		18,886,076	2,234,510	2,515,700	1,862,510	824,170	1,652,000	43,000	291,510	150	
98	Receipts/Revenues for "On Behalf" Payments ²	3998	0	0	0	0	0	0	0	0	0	
99	Total Receipts/Revenues		18,886,076	2,234,510	2,515,700	1,862,510	824,170	1,652,000	43,000	291,510	150	
100	DISBURSEMENTS/EXPENDITURES (All Sources with Student Activity Funds)											
101	INSTRUCTION	1000	12,595,040				251,875			265,000		
102	SUPPORT SERVICES	2000	5,698,990	2,185,350		1,795,600	570,525	1,635,000		0	50,000	
103	COMMUNITY SERVICES	3000	9,000	0		0	0			0		
104	PAYMENTS TO OTHER DISTRICTS & GOVT UNITS	4000	527,000	0	0	0	0	0		0	0	
105	DEBT SERVICES	5000	0	0	4,464,401	0	0			0	0	
106	PROVISION FOR CONTINGENCIES	6000	0	0	0	0	0	0		0	0	
107	Total Direct Disbursements/Expenditures ⁹		18,830,030	2,185,350	4,464,401	1,795,600	822,400	1,635,000		265,000	50,000	
108	Disbursements/Expenditures for "On Behalf" Payments ²	4180	0	0	0	0	0	0		0	0	
109	Total Disbursements/Expenditures		18,830,030	2,185,350	4,464,401	1,795,600	822,400	1,635,000		265,000	50,000	
110	Excess of Direct Receipts/Revenues Over (Under) Direct Disbursements/Expenditures		56,046	49,160	(1,948,701)	66,910	1,770	17,000	43,000	26,510	(49,850)	
111	OTHER SOURCES/USES OF FUNDS											
112	OTHER SOURCES OF FUNDS (7000)											
113	Total Other Sources of Funds ⁸		0	0	0	0	0	0	0	0	0	
114	OTHER USES OF FUNDS (8000)											
116	Total Other Uses of Funds ⁹		0	0	0	0	0	0	0	0	0	
117	Total Other Sources/Uses of Fund		0	0	0	0	0	0	0	0	0	
118	ESTIMATED ENDING FUND BALANCE (All Sources with Student Activity Funds) as of June 30, 2023		13,643,679	2,482,098	10,235,405	2,644,784	641,463	1,200,953	1,061,013	286,462	69,498	
119												
120	SUMMARY OF EXPENDITURES Without Student Activity Funds (by Major Object)											
121	Description	Acct #	(10) Educational	(20) Operations & Maintenance	(30) Debt Service	(40) Transportation	(50) Municipal Retirement/ Social Security	(60) Capital Projects	(70) Working Cash	(80) Tort	(90) Fire Prevention & Safety	Total By Object
122	Object Name											
124	Salaries	100	13,730,200	785,000		725,000		0		0	0	15,240,200
125	Employee Benefits	200	2,000,330	80,350		245,100	822,400	0		0	0	3,148,180
126	Purchased Services	300	1,117,100	638,500	0	204,000		75,000		265,000	0	2,299,600
127	Supplies & Materials	400	1,095,300	618,000		220,000		10,000		0	0	1,943,300
128	Capital Outlay	500	191,750	61,500		400,000		1,550,000		0	50,000	2,253,250
129	Other Objects	600	695,350	2,000	4,464,401	1,500	0	0		0	0	5,163,251
130	Non-Capitalized Equipment	700	0	0		0		0		0	0	0
131	Termination Benefits	800	0	0		0		0		0		0
132	Total Expenditures		18,830,030	2,185,350	4,464,401	1,795,600	822,400	1,635,000		265,000	50,000	30,047,781

SUMMARY OF CASH TRANSACTIONS

	A	B	C	D	E	F	G	H	I	J	K
1			(10)	(20)	(30)	(40)	(50)	(60)	(70)	(80)	(90)
2	Description: Enter Whole Numbers Only	Acct #	Educational	Operations & Maintenance	Debt Service	Transportation	Municipal Retirement/ Social Security	Capital Projects	Working Cash	Tort	Fire Prevention & Safety
3	BEGINNING CASH BALANCE ON HAND (without Student Activity Funds) ⁷ as of July 1, 2022		13,211,312	2,780,044	10,490,809	2,928,455	590,506	1,763,318	1,062,120	265,906	119,686
4	Total Direct Receipts & Other Sources ⁸		18,886,076	2,234,510	2,515,700	1,862,510	824,170	1,652,000	43,000	291,510	150
5	OTHER RECEIPTS										
6	Interfund Loans Payable (Loans from Other Funds)	411	0	0	0	0	0	91,835		0	0
7	Interfund Loans Receivable (Repayment of Loans)	141	0	0		0			0		
8	Notes and Warrants Payable	433	0	0	0	0	0			0	0
9	Other Current Assets	199	3,599	0	0	0	0	91,835	0	0	0
10	Total Other Receipts		3,599	0	0	0	0	183,670	0	0	0
11	Total Direct Receipts, Other Sources, & Other Receipts		18,889,675	2,234,510	2,515,700	1,862,510	824,170	1,835,670	43,000	291,510	150
12	Total Amount Available		32,100,987	5,014,554	13,006,509	4,790,965	1,414,676	3,598,988	1,105,120	557,416	119,836
13	Total Direct Disbursements & Other Uses ⁹		18,830,030	2,185,350	4,464,401	1,795,600	822,400	1,635,000	0	265,000	50,000
14	OTHER DISBURSEMENTS										
15	Interfund Loans Receivable (Loans to Other Funds) ¹⁰	141	0	0		0			0		
16	Interfund Loans Payable (Repayment of Loans)	411	0	0	0	0	0	91,835		0	0
17	Notes and Warrants Payable	433	0	0	0	0	0			0	0
18	Other Current Liabilities	499	0	0	0	0	0	0	0	0	0
19	Total Other Disbursements		0	0	0	0	0	91,835	0	0	0
20	Total Direct Disbursements, Other Uses, & Other Disbursements		18,830,030	2,185,350	4,464,401	1,795,600	822,400	1,726,835	0	265,000	50,000
21	ENDING CASH BALANCE ON HAND (without Student Activity Funds) ⁷ as of June 30, 2023		13,270,957	2,829,204	8,542,108	2,995,365	592,276	1,872,153	1,105,120	292,416	69,836
22											
23	Activity Funds BEGINNING CASH BALANCE ON HAND ⁷ as of July 1, 2022										
24	Total Direct Receipts & Other Sources ⁸		0								
25	Total Amount Available		0								
26	Total Direct Disbursements & Other Uses ⁹		0								
27	Activity funds ENDING CASH BALANCE ON HAND ⁷ as of June 30, 2023		0								
28											
29	Total BEGINNING CASH BALANCE ON HAND (with Student Activity Funds) ⁷ as of July 1, 2022		13,211,312	2,780,044	10,490,809	2,928,455	590,506	1,763,318	1,062,120	265,906	119,686
30	Total Direct Receipts & Other Sources ⁸		18,886,076	2,234,510	2,515,700	1,862,510	824,170	1,652,000	43,000	291,510	150
31	Total Other Receipts		3,599	0	0	0	0	183,670	0	0	0
32	Total Direct Receipts, Other Sources, & Other Receipts		18,889,675	2,234,510	2,515,700	1,862,510	824,170	1,835,670	43,000	291,510	150
33	Total Amount Available		32,100,987	5,014,554	13,006,509	4,790,965	1,414,676	3,598,988	1,105,120	557,416	119,836
34	Total Direct Disbursements & Other Uses ⁹		18,830,030	2,185,350	4,464,401	1,795,600	822,400	1,635,000	0	265,000	50,000
35	Total Other Disbursements		0	0	0	0	0	91,835	0	0	0
36	Total Direct Disbursements, Other Uses, & Other Disbursements		18,830,030	2,185,350	4,464,401	1,795,600	822,400	1,726,835	0	265,000	50,000
37	Total ENDING CASH BALANCE ON HAND (with Student Activity Funds) ⁷ as of June 30, 2023		13,270,957	2,829,204	8,542,108	2,995,365	592,276	1,872,153	1,105,120	292,416	69,836

	B	C	D	E	F	G	H	I	J	K	L
1			(10)	(20)	(30)	(40)	(50)	(60)	(70)	(80)	(90)
2	Description: Enter Whole Numbers Only	Acct #	Educational	Operations & Maintenance	Debt Service	Transportation	Municipal Retirement/ Social Security	Capital Projects	Working Cash	Tort	Fire Prevention & Safety
3	RECEIPTS/REVENUES FROM LOCAL SOURCES (1000)										
4	AD VALOREM TAXES LEVIED BY LOCAL EDUCATION AGENCY	1100									
5	Designated Purposes Levies ¹¹ (1110-1120)	-	6,250,000	1,500,000	2,200,000	925,000	358,000	0	41,000	255,000	0
6	Leasing Purposes Levy ¹²	1130	0	0							
7	Special Education Purposes Levy	1140	1,200,000	0		0	0	0			
8	FICA and Medicare Only Levies	1150					430,000				
9	Area Vocational Construction Purposes Levy	1160		0	0			0			
10	Summer School Purposes Levy	1170	0								
11	Other Tax Levies (Describe & Itemize)	1190	0	0	0	0	0	0	0	0	0
12	Total Ad Valorem Taxes Levied by District		7,450,000	1,500,000	2,200,000	925,000	788,000	0	41,000	255,000	0
13	PAYMENTS IN LIEU OF TAXES	1200									
14	Mobile Home Privilege Tax	1210	50	10	0	10	20	0	0	10	0
15	Payments from Local Housing Authority	1220	0	0	0	0	0	0	0	0	0
16	Corporate Personal Property Replacement Taxes ¹³	1230	250,000	0	0	0	34,000	0	0	0	0
17	Other Payments in Lieu of Taxes (Describe & Itemize)	1290	0	0	0	0	0	0	0	0	0
18	Total Payments in Lieu of Taxes		250,050	10	0	10	34,020	0	0	10	0
19	TUITION	1300									
20	Regular Tuition from Pupils or Parents (In State)	1311	0								
21	Regular Tuition from Other Districts (In State)	1312	0								
22	Regular Tuition from Other Sources (In State)	1313	0								
23	Regular Tuition from Other Sources (Out of State)	1314	0								
24	Summer School Tuition from Pupils or Parents (In State)	1321	0								
25	Summer School Tuition from Other Districts (In State)	1322	0								
26	Summer School Tuition from Other Sources (In State)	1323	0								
27	Summer School Tuition from Other Sources (Out of State)	1324	0								
28	CTE Tuition from Pupils or Parents (In State)	1331	0								
29	CTE Tuition from Other Districts (In State)	1332	0								
30	CTE Tuition from Other Sources (In State)	1333	0								
31	CTE Tuition from Other Sources (Out of State)	1334	0								
32	Special Education Tuition from Pupils or Parents (In State)	1341	0								
33	Special Education Tuition from Other Districts (In State)	1342	0								
34	Special Education Tuition from Other Sources (In State)	1343	0								
35	Special Education Tuition from Other Sources (Out of State)	1344	0								
36	Adult Tuition from Pupils or Parents (In State)	1351	0								
37	Adult Tuition from Other Districts (In State)	1352	0								
38	Adult Tuition from Other Sources (In State)	1353	0								
39	Adult Tuition from Other Sources (Out of State)	1354	0								
40	Total Tuition		0								
41	TRANSPORTATION FEES	1400									
42	Regular Transportation Fees from Pupils or Parents (In State)	1411				0					
43	Regular Transportation Fees from Other Districts (In State)	1412				0					
44	Regular Transportation Fees from Other Sources (In State)	1413				0					
45	Regular Transportation Fees from Co-curricular Activities (In State)	1415				2,000					
46	Regular Transportation Fees from Other Sources (Out of State)	1416				0					
47	Summer School Transportation Fees from Pupils or Parents (In State)	1421				0					
48	Summer School Transportation Fees from Other Districts (In State)	1422				0					
49	Summer School Transportation Fees from Other Sources (In State)	1423				0					
50	Summer School Transportation Fees from Other Sources (Out of State)	1424				0					
51	CTE Transportation Fees from Pupils or Parents (In State)	1431				0					
52	CTE Transportation Fees from Other Districts (In State)	1432				0					
53	CTE Transportation Fees from Other Sources (In State)	1433				0					
54	CTE Transportation Fees from Other Sources (Out of State)	1434				0					

	B	C	D	E	F	G	H	I	J	K	L
1			(10)	(20)	(30)	(40)	(50)	(60)	(70)	(80)	(90)
2	Description: Enter Whole Numbers Only	Acct #	Educational	Operations & Maintenance	Debt Service	Transportation	Municipal Retirement/ Social Security	Capital Projects	Working Cash	Tort	Fire Prevention & Safety
55	Special Education Transportation Fees from Pupils or Parents (In State)	1441				0					
56	Special Education Transportation Fees from Other Districts (In State)	1442				0					
57	Special Education Transportation Fees from Other Sources (In State)	1443				0					
58	Special Education Transportation Fees from Other Sources (Out of State)	1444				0					
59	Adult Transportation Fees from Pupils or Parents (In State)	1451				0					
60	Adult Transportation Fees from Other Districts (In State)	1452				0					
61	Adult Transportation Fees from Other Sources (In State)	1453				0					
62	Adult Transportation Fees from Other Sources (Out of State)	1454				0					
63	Total Transportation Fees					2,000					
64	EARNINGS ON INVESTMENTS	1500									
65	Interest on Investments	1510	102,000	5,500	176,000	5,500	2,150	2,000	2,000	6,500	150
66	Gain or Loss on Sale of Investments	1520	0	0	0	0	0	0	0	0	0
67	Total Earnings on Investments		102,000	5,500	176,000	5,500	2,150	2,000	2,000	6,500	150
68	FOOD SERVICE	1600									
69	Sales to Pupils - Lunch	1611	156,000								
70	Sales to Pupils - Breakfast	1612	0								
71	Sales to Pupils - A la Carte	1613	100								
72	Sales to Pupils - Other (Describe & Itemize)	1614	0								
73	Sales to Adults	1620	4,000								
74	Other Food Service (Describe & Itemize)	1690	1,000								
75	Total Food Service		161,100								
76	DISTRICT/SCHOOL ACTIVITY INCOME	1700									
77	Admissions - Athletic	1711	35,000	0							
78	Admissions - Other	1719	0	0							
79	Fees	1720	33,500	0							
80	Book Store Sales	1730	0	0							
81	Other District/School Activity Revenue (Describe & Itemize)	1790	1,000	0							
82	Student Activity Fund Revenues	1799	0								
83	Total District/School Activity Income (without Student Activity Funds 1799)		69,500	0							
84	Total District/School Activity Income (with Student Activity Funds 1799)		69,500								
85	TEXTBOOK INCOME	1800									
86	Textbook Rentals - Regular Textbooks	1811	82,000								
87	Textbook Rentals - Summer School Textbooks	1812	0								
88	Textbook Rentals - Adult/Continuing Education Textbooks	1813	0								
89	Textbook Rentals - Other (Describe & Itemize)	1819	0								
90	Textbook Sales - Regular Textbooks	1821	0								
91	Textbook Sales - Summer School	1822	0								
92	Textbook Sales - Adult/Continuing Education	1823	0								
93	Textbook Sales - Other (Describe & Itemize)	1829	0								
94	Other Textbook Income (Describe & Itemize)	1890	21,500								
95	Total Textbooks		103,500								

	B	C	D	E	F	G	H	I	J	K	L
1			(10)	(20)	(30)	(40)	(50)	(60)	(70)	(80)	(90)
2	Description: Enter Whole Numbers Only	Acct #	Educational	Operations & Maintenance	Debt Service	Transportation	Municipal Retirement/ Social Security	Capital Projects	Working Cash	Tort	Fire Prevention & Safety
96	OTHER REVENUE FROM LOCAL SOURCES	1900									
97	Rentals	1910	0	18,000							
98	Contributions and Donations from Private Sources	1920	15,000	0	0	0	0	0	0	0	0
99	Impact Fees from Municipal or County Governments	1930	0	0	0	0	0	0	0	0	0
100	Services Provided Other Districts	1940	0	0		0					
101	Refund of Prior Years' Expenditures	1950	0	0	0	0	0	0		0	0
102	Payments of Surplus Moneys from TIF Districts	1960	0	0	0	0	0	0	0	0	0
103	Drivers' Education Fees	1970	0								
104	Proceeds from Vendors' Contracts	1980	0	0	0	0	0	0	0	0	0
105	School Facility Occupation Tax Proceeds	1983	0		139,700			600,000			
106	Payment from Other Districts	1991	0	0	0	0	0	0			
107	Sale of Vocational Projects	1992	0								
108	Other Local Fees (Describe & Itemize)	1993	0	0	0	0	0	0		0	0
109	Other Local Revenues (Describe & Itemize)	1999	100,000	11,000	0	0	0	0	0	30,000	0
110	Total Other Revenue from Local Sources		115,000	29,000	139,700	0	0	600,000	0	30,000	0
111	Total Receipts/Revenues from Local Sources (without Student Activity Funds 1799)	1000	8,251,150	1,534,510	2,515,700	932,510	824,170	602,000	43,000	291,510	150
112	Total Receipts/Revenues from Local Sources (with Student Activity Funds 1799)		8,251,150								
113	FLOW-THROUGH RECEIPTS/REVENUES FROM ONE DISTRICT TO ANOTHER DISTRICT (2000)										
114	Flow-Through Revenue from State Sources	2100	0	0		0	0				
115	Flow-Through Revenue from Federal Sources	2200	0	0		0	0				
116	Other Flow-Through Revenue (Describe & Itemize)	2300	0	0		0	0				
117	Total Flow-Through Receipts/Revenues From One District to Another District	2000	0	0		0	0				
118	RECEIPTS/REVENUES FROM STATE SOURCES (3000)										
119	UNRESTRICTED GRANTS-IN-AID (3001-3099)										
120	Evidence Based Funding Formula (Section 18-8.15)	3001	7,864,926	600,000	0	0	0	400,000		0	0
121	Reorganization Incentives (Accounts 3005-3021)	3005	0	0	0	0	0	0		0	0
122	Fast Growth District Grants	3030	0	0	0	0	0	0		0	0
123	Other Unrestricted Grants-In-Aid From State Sources (Describe & Itemize)	3099	0	0	0	0	0	0		0	0
124	Total Unrestricted Grants-In-Aid		7,864,926	600,000	0	0	0	400,000		0	0
125	RESTRICTED GRANTS-IN-AID (3100-3900)										
126	SPECIAL EDUCATION										
127	Special Education - Private Facility Tuition	3100	125,000			0					
128	Special Education - Funding for Children Requiring Sp Ed Services	3105	0			0					
129	Special Education - Personnel	3110	0	0		0					
130	Special Education - Orphanage - Individual	3120	70,000			0					
131	Special Education - Orphanage - Summer Individual	3130	1,500			0					
132	Special Education - Summer School	3145	0			0					
133	Special Education - Other (Describe & Itemize)	3199	0	0		0					
134	Total Special Education		196,500	0		0					
135	CAREER AND TECHNICAL EDUCATION (CTE)										
136	CTE - Technical Education - Tech Prep	3200	0	0			0				
137	CTE - Secondary Program Improvement (CTEI)	3220	0	0			0				
138	CTE - WECEP	3225	0	0			0				
139	CTE - Agriculture Education	3235	500	0			0				
140	CTE - Instructor Practicum	3240	0	0			0				
141	CTE - Student Organizations	3270	0	0			0				
142	CTE - Other (Describe & Itemize)	3299	0	0			0				
143	Total Career and Technical Education		500	0			0				

	B	C	D	E	F	G	H	I	J	K	L
1			(10)	(20)	(30)	(40)	(50)	(60)	(70)	(80)	(90)
2	Description: Enter Whole Numbers Only	Acct #	Educational	Operations & Maintenance	Debt Service	Transportation	Municipal Retirement/ Social Security	Capital Projects	Working Cash	Tort	Fire Prevention & Safety
144	BILINGUAL EDUCATION										
145	Bilingual Education - Downstate - TPI and TBE	3305	15,000				0				
146	Bilingual Education - Downstate - Transitional Bilingual Education	3310	0				0				
147	Total Bilingual Education		15,000				0				
148	State Free Lunch & Breakfast	3360	10,000								
149	School Breakfast Initiative	3365	0	0			0				
150	Driver Education	3370	0	0							
151	Adult Education (from ICCB)	3410	0	0	0	0	0	0	0	0	0
152	Adult Education - Other (Describe & Itemize)	3499	0	0	0	0	0	0	0	0	0
153	TRANSPORTATION										
154	Transportation - Regular and Vocational	3500	0	0		850,000	0				
155	Transportation - Special Education	3510	0	0		80,000	0				
156	Transportation - Other (Describe & Itemize)	3599	0	0		0	0				
157	Total Transportation		0	0		930,000	0				
158	Learning Improvement - Change Grants	3610	0								
159	Scientific Literacy	3660	0	0		0	0				
160	Truant Alternative/Optional Education	3695	0			0	0				
161	Early Childhood - Block Grant	3705	135,000	0		0	0				
162	Chicago General Education Block Grant	3766	0	0		0	0				
163	Chicago Educational Services Block Grant	3767	0	0		0	0				
164	School Safety & Educational Improvement Block Grant	3775	0	0	0	0	0	0			0
165	Technology - Technology for Success	3780	0	0	0	0	0	0			0
166	State Charter Schools	3815	0			0					
167	Extended Learning Opportunities - Summer Bridges	3825	0			0					
168	Infrastructure Improvements - Planning/Construction	3920		0				0			
169	School Infrastructure - Maintenance Projects	3925		0				0			0
170	Other Restricted Revenue from State Sources (Describe & Itemize)	3999	150,000	0	0	0	0	0	0	0	0
171	Total Restricted Grants-In-Aid		507,000	0	0	930,000	0	0	0	0	0
172	Total Receipts/Revenues from State Sources	3000	8,371,926	600,000	0	930,000	0	400,000	0	0	0
173	RECEIPTS/REVENUES FROM FEDERAL SOURCES (4000)										
174	UNRESTRICTED GRANTS-IN-AID RECEIVED DIRECTLY FROM FEDERAL GOVT. (4001-4009)										
175	Federal Impact Aid	4001	0	0	0	0	0	0	0	0	0
176	Other Unrestricted Grants-In-Aid Received from Fed. Govt. (Describe & Itemize)	4009	0	0	0	0	0	0	0	0	0
177	Total Unrestricted Grants-In-Aid Received Directly from Fed Govt		0	0	0	0	0	0	0	0	0
178	RESTRICTED GRANTS-IN-AID RECEIVED DIRECTLY FROM FEDERAL GOVT (4045-4090)										
179	Head Start	4045	0								
180	Construction (Impact Aid)	4050	0	0				0			
181	MAGNET	4060	0	0		0	0	0			
182	Other Restricted Grants-In-Aid Received from Fed. Govt. (Describe & Itemize)	4090	0	0		0	0	0			0
183	Total Restricted Grants-In-Aid Received Directly from Federal Govt.		0	0		0	0	0			0
184	RESTRICTED GRANTS-IN-AID RECEIVED FROM FEDERAL GOVT. THRU THE STATE (4100-4999)										
185	TITLE V										
186	Title V - Flexibility and Accountability	4100	0	0		0	0				
187	Title V - SEA Projects	4105	0	0		0	0				
188	Title V - Rural Education Initiative (REI)	4107	0	0		0	0				
189	Title V - Other (Describe & Itemize)	4199	0	0		0	0				
190	Total Title V		0	0		0	0				

	B	C	D	E	F	G	H	I	J	K	L
1			(10)	(20)	(30)	(40)	(50)	(60)	(70)	(80)	(90)
2	Description: Enter Whole Numbers Only	Acct #	Educational	Operations & Maintenance	Debt Service	Transportation	Municipal Retirement/ Social Security	Capital Projects	Working Cash	Tort	Fire Prevention & Safety
191	FOOD SERVICE										
192	Breakfast Start-Up Expansion	4200	0				0				
193	National School Lunch Program	4210	450,000				0				
194	Special Milk Program	4215	0				0				
195	School Breakfast Program	4220	0				0				
196	Summer Food Service Admin/Program	4225	50,000				0				
197	Child and Adult Care Food Program	4226	0				0				
198	Fresh Fruit and Vegetables	4240	0								
199	Food Service - Other (Describe & Itemize)	4299	0				0				
200	Total Food Service		500,000				0				
201	TITLE I										
202	Title I - Low Income	4300	400,000	0		0	0				
203	Title I - Low Income - Neglected, Private	4305	0	0		0	0				
204	Title I - Migrant Education	4340	0	0		0	0				
205	Title I - Other (Describe & Itemize)	4399	30,000	0		0	0				
206	Total Title I		430,000	0		0	0				
207	TITLE IV										
208	Title IV - Student Support & Academic Enrichment Grant	4400	50,000	0		0	0				
209	Title IV - 21st Century	4421	0	0		0	0				
210	Title IV - Other (Describe & Itemize)	4499	0	0		0	0				
211	Total Title IV		50,000	0		0	0				
212	FEDERAL - SPECIAL EDUCATION										
213	Federal Special Education - Preschool Flow-Through	4600	18,000	0		0	0				
214	Federal Special Education - Preschool Discretionary	4605	0	0		0	0				
215	Federal Special Education - IDEA Flow Through	4620	350,000	0		0	0				
216	Federal Special Education - IDEA Room & Board	4625	15,000	0		0	0				
217	Federal Special Education - IDEA Discretionary	4630	0	0		0	0				
218	Federal Special Education - IDEA - Other (Describe & Itemize)	4699	0	0		0	0				
219	Total Federal Special Education		383,000	0		0	0				
220	CTE - PERKINS										
221	CTE - Perkins-Title IIIIE Tech Prep	4770	0	0			0				
222	CTE - Other (Describe & Itemize)	4799	0	0			0				
223	Total CTE - Perkins		0	0			0				
224	Federal - Adult Education	4810	0	0			0				
225	ARRA - General State Aid - Education Stabilization	4850	0	0	0	0	0	0		0	0
226	ARRA - Title I - Low Income	4851	0	0		0	0			0	0
227	ARRA - Title I - Neglected, Private	4852	0	0	0	0	0	0		0	0
228	ARRA - Title I - Delinquent, Private	4853	0	0	0	0	0	0		0	0
229	ARRA - Title I - School Improvement (Part A)	4854	0	0	0	0	0	0		0	0
230	ARRA - Title I - School Improvement (Section 1003g)	4855	0	0	0	0	0	0		0	0
231	ARRA - IDEA - Part B - Preschool	4856	0	0	0	0	0	0		0	0
232	ARRA - IDEA - Part B - Flow-Through	4857	0	0	0	0	0	0		0	0
233	ARRA - Title IID - Technology - Formula	4860	0	0	0	0	0	0		0	0
234	ARRA - Title IID - Technology - Competitive	4861	0	0	0	0	0	0		0	0
235	ARRA - McKinney - Vento Homeless Education	4862	0	0		0	0				
236	ARRA - Child Nutrition Equipment Assistance	4863	0	0							
237	Impact Aid Formula Grants	4864	0	0	0	0	0	0		0	0
238	Impact Aid Competitive Grants	4865	0	0	0	0	0	0		0	0
239	Qualified Zone Academy Bond Tax Credits	4866	0	0	0	0	0	0		0	0
240	Qualified School Construction Bond Credits	4867	0	0	0	0	0	0		0	0
241	Build America Bond Tax Credits	4868	0	0	0	0	0	0		0	0
242	Build America Bond Interest Reimbursement	4869	0	0	0	0	0	0		0	0
243	ARRA - General State Aid - Other Government Services Stabilization	4870	0	0	0	0	0	0		0	0

	B	C	D	E	F	G	H	I	J	K	L
1			(10)	(20)	(30)	(40)	(50)	(60)	(70)	(80)	(90)
2	Description: Enter Whole Numbers Only	Acct #	Educational	Operations & Maintenance	Debt Service	Transportation	Municipal Retirement/ Social Security	Capital Projects	Working Cash	Tort	Fire Prevention & Safety
244	Other ARRA Funds - II	4871	0	0	0	0	0	0		0	0
245	Other ARRA Funds - III	4872	0	0	0	0	0	0		0	0
246	Other ARRA Funds - IV	4873	0	0	0	0	0	0		0	0
247	Other ARRA Funds - V	4874	0	0	0	0	0	0		0	0
248	ARRA - Early Childhood	4875	0	0	0	0	0	0		0	0
249	Other ARRA Funds - VII	4876	0	0	0	0	0	0		0	0
250	Other ARRA Funds - VIII	4877	0	0	0	0	0	0		0	0
251	Other ARRA Funds - IX	4878	0	0	0	0	0	0		0	0
252	Other ARRA Funds - X	4879	0	0	0	0	0	0		0	0
253	Other ARRA Funds - Ed Job Fund Program	4880	0	0	0	0	0	0		0	0
254	Total Stimulus Programs		0	0	0	0	0	0		0	0
255	Race to the Top Program	4901	0								
256	Race to the Top - Preschool Expansion Grant	4902	0	0		0	0				
257	Title III - Instruction for English Learners & Immigrant Students	4905	0			0	0				
258	Title III - English Language Acquisition	4909	15,000			0	0				
259	McKinney Education for Homeless Children	4920	0	0		0	0				
260	Title II - Eisenhower - Professional Development Formula	4930	0	0		0	0				
261	Title II - Teacher Quality	4932	50,000	0		0	0				
262	Federal Charter Schools	4960	0	0		0	0				
263	State Assessment Grants	4981	0	0		0	0				
264	Grant for State Assessments and Related Activities	4982	0	0		0	0				
265	Medicaid Matching Funds - Administrative Outreach	4991	45,000	0		0	0				
266	Medicaid Matching Funds - Fee-For-Service Program	4992	70,000	0		0	0				
267	Other Restricted Grants Received from Fed. Govt. thru State (Describe & Itemize)	4998	720,000	100,000		0	0	650,000			0
268	Total Restricted Grants-In-Aid Received from Federal Govt. Thru the State		2,263,000	100,000	0	0	0	650,000		0	0
269	TOTAL RECEIPTS/REVENUES FROM FEDERAL SOURCES	4000	2,263,000	100,000	0	0	0	650,000	0	0	0
270	TOTAL DIRECT RECEIPTS/REVENUES (without Student Activity Funds 1799)		18,886,076	2,234,510	2,515,700	1,862,510	824,170	1,652,000	43,000	291,510	150
271	TOTAL DIRECT RECEIPTS/REVENUES (with Student Activity Funds 1799)		18,886,076								

	B	C	D	E	F	G	H	I	J	K	L
1	Description: Enter Whole Numbers Only	Funct #	(100) Salaries	(200) Employee Benefits	(300) Purchased Services	(400) Supplies & Materials	(500) Capital Outlay	(600) Other Objects	(700) Non-Capitalized Equipment	(800) Termination Benefits	(900) Total
3	10 - EDUCATIONAL FUND (ED)										
4	INSTRUCTION (ED)	1000									
5	Regular Programs	1100	7,102,500	1,278,000	270,300	267,250	6,750	29,250	0	0	8,954,050
6	Tuition Payment to Charter Schools	1115			0						0
7	Pre-K Programs	1125	217,500	31,450	0	8,000	0	0	0	0	256,950
8	Special Education Programs (Functions 1200 - 1220)	1200	1,601,100	63,060	88,900	29,500	0	500	0	0	1,783,060
9	Special Education Programs Pre-K	1225	0	0	0	0	0	0	0	0	0
10	Remedial and Supplemental Programs K-12	1250	180,000	47,150	30,000	8,200	0	0	0	0	265,350
11	Remedial and Supplemental Programs Pre-K	1275	0	0	0	0	0	0	0	0	0
12	Adult/Continuing Education Programs	1300	0	0	0	0	0	0	0	0	0
13	CTE Programs	1400	65,000	10,650	0	5,000	0	0	0	0	80,650
14	Interscholastic Programs	1500	530,000	4,650	93,000	77,500	3,500	0	0	0	708,650
15	Summer School Programs	1600	26,500	7,000	0	0	0	0	0	0	33,500
16	Gifted Programs	1650	0	0	0	0	0	0	0	0	0
17	Driver's Education Programs	1700	0	0	0	0	0	0	0	0	0
18	Bilingual Programs	1800	323,000	29,330	7,000	3,500	0	0	0	0	362,830
19	Truant Alternative & Optional Programs	1900	0	0	0	0	0	0	0	0	0
20	Pre-K Programs - Private Tuition	1910						0			0
21	Regular K-12 Programs Private Tuition	1911						0			0
22	Special Education Programs K-12 Private Tuition	1912						150,000			150,000
23	Special Education Programs Pre-K Tuition	1913						0			0
24	Remedial/Supplemental Programs K-12 Private Tuition	1914						0			0
25	Remedial/Supplemental Programs Pre-K Private Tuition	1915						0			0
26	Adult/Continuing Education Programs Private Tuition	1916						0			0
27	CTE Programs Private Tuition	1917						0			0
28	Interscholastic Programs Private Tuition	1918						0			0
29	Summer School Programs Private Tuition	1919						0			0
30	Gifted Programs Private Tuition	1920						0			0
31	Bilingual Programs Private Tuition	1921						0			0
32	Truants Alternative/Opt Ed Programs Private Tuition	1922						0			0
33	Student Activity Fund Expenditures	1999						0			0
34	Total Instruction¹⁴ (Without Student Activity Funds 1999)	1000	10,045,600	1,471,290	489,200	398,950	10,250	179,750	0	0	12,595,040
35	Total Instruction¹⁴ (With Student Activity Funds 1999)	1000	10,045,600	1,471,290	489,200	398,950	10,250	179,750	0	0	12,595,040
36	SUPPORT SERVICES (ED)	2000									
37	Support Services - Pupil	2100									
38	Attendance & Social Work Services	2110	352,000	24,665	0	200	0	0	0	0	376,865
39	Guidance Services	2120	225,000	18,950	4,550	2,500	0	0	0	0	251,000
40	Health Services	2130	283,100	35,730	600	26,000	0	0	0	0	345,430
41	Psychological Services	2140	81,000	10,785	500	100	0	0	0	0	92,385
42	Speech Pathology & Audiology Services	2150	254,000	23,710	3,700	500	0	0	0	0	281,910
43	Other Support Services - Pupils (Describe & Itemize)	2190	137,000	19,000	400	0	0	0	0	0	156,400
44	Total Support Services - Pupil	2100	1,332,100	132,840	9,750	29,300	0	0	0	0	1,503,990
45	Support Services - Instructional Staff	2200									
46	Improvement of Instruction Services	2210	130,000	15,500	110,200	9,750	0	6,700	0	0	272,150
47	Educational Media Services	2220	437,500	66,530	272,500	304,800	175,000	1,000	0	0	1,257,330
48	Assessment & Testing	2230	0	0	30,000	100	0	0	0	0	30,100
49	Total Support Services - Instructional Staff	2200	567,500	82,030	412,700	314,650	175,000	7,700	0	0	1,559,580
50	Support Services - General Administration	2300									
51	Board of Education Services	2310	0	0	92,700	3,000	0	3,000	0	0	98,700
52	Executive Administration Services	2320	227,000	82,550	5,800	1,000	0	1,750	0	0	318,100
53	Special Area Administration Services	2330	80,000	13,140	500	500	0	200	0	0	94,340
54	Tort Immunity Services	2361, 2365	0	0	0	0	0	0	0	0	0
55	Total Support Services - General Administration	2300	307,000	95,690	99,000	4,500	0	4,950	0	0	511,140

	B	C	D	E	F	G	H	I	J	K	L
1	Description: Enter Whole Numbers Only	Funct #	(100)	(200)	(300)	(400)	(500)	(600)	(700)	(800)	(900)
2			Salaries	Employee Benefits	Purchased Services	Supplies & Materials	Capital Outlay	Other Objects	Non-Capitalized Equipment	Termination Benefits	Total
56	Support Services - School Administration	2400									
57	Office of the Principal Services	2410	965,000	129,840	7,450	16,900	0	4,700	0	0	1,123,890
58	Other Support Services - School Administration <i>(Describe & Itemize)</i>	2490	0	0	0	0	0	0	0	0	0
59	Total Support Services - School Administration	2400	965,000	129,840	7,450	16,900	0	4,700	0	0	1,123,890
60	Support Services - Business	2500									
61	Direction of Business Support Services	2510	0	0	0	0	0	0	0	0	0
62	Fiscal Services	2520	230,000	77,400	50,000	8,000	0	1,000	0	0	366,400
63	Operation & Maintenance of Plant Services	2540	0	0	0	0	0	0	0	0	0
64	Pupil Transportation Services	2550	0	0	0	0	0	0	0	0	0
65	Food Services	2560	283,000	9,740	19,000	307,500	6,500	250	0	0	625,990
66	Internal Services	2570	0	0	0	0	0	0	0	0	0
67	Total Support Services - Business	2500	513,000	87,140	69,000	315,500	6,500	1,250	0	0	992,390
68	Support Services - Central	2600									
69	Direction of Central Support Services	2610	0	0	0	0	0	0	0	0	0
70	Planning, Research, Development & Evaluation Services	2620	0	0	0	0	0	0	0	0	0
71	Information Services	2630	0	0	0	0	0	0	0	0	0
72	Staff Services	2640	0	0	0	0	0	0	0	0	0
73	Data Processing Services	2660	0	0	0	8,000	0	0	0	0	8,000
74	Total Support Services - Central	2600	0	0	0	8,000	0	0	0	0	8,000
75	Other Support Services - Misc. <i>(Describe & Itemize)</i>	2900	0	0	0	0	0	0	0	0	0
76	Total Support Services	2000	3,684,600	527,540	597,900	688,850	181,500	18,600	0	0	5,698,990
77	COMMUNITY SERVICES (ED)	3000	0	1,500	0	7,500	0	0	0	0	9,000
78	PAYMENTS TO OTHER DIST & GOVT UNITS (ED)	4000									
79	Payments to Other Dist & Govt Units (In-State)	4100									
80	Payments for Regular Programs	4110			30,000			250,000			280,000
81	Payments for Special Education Programs	4120			0			245,000			245,000
82	Payments for Adult/Continuing Education Programs	4130			0			0			0
83	Payments for CTE Programs	4140			0			0			0
84	Payments for Community College Programs	4170			0			0			0
85	Other Payments to In-State Govt Units - Programs <i>(Describe & Itemize)</i>	4190			0			2,000			2,000
86	Total Payments to Other Dist & Govt Units (In-State)	4100			30,000			497,000			527,000
87	Payments for Regular Programs - Tuition	4210						0			0
88	Payments for Special Education Programs - Tuition	4220						0			0
89	Payments for Adult/Continuing Education Programs - Tuition	4230						0			0
90	Payments for CTE Programs - Tuition	4240						0			0
91	Payments for Community College Programs - Tuition	4270						0			0
92	Payments for Other Programs - Tuition	4280						0			0
93	Other Payments to In-State Govt Units - Tuition <i>(Describe & Itemize)</i>	4290						0			0
94	Total Payments to Other Dist & Govt Units - Tuition (In State)	4200						0			0
95	Payments for Regular Programs - Transfers	4310						0			0
96	Payments for Special Education Programs - Transfers	4320						0			0
97	Payments for Adult/Continuing Ed Programs - Transfers	4330						0			0
98	Payments for CTE Programs - Transfers	4340						0			0
99	Payments for Community College Program - Transfers	4370						0			0
100	Payments for Other Programs - Transfers	4380						0			0
101	Other Payments to In-State Govt Units - Transfers <i>(Describe & Itemize)</i>	4390			0			0			0
102	Total Payments to Other Dist & Govt Units-Transfers (In State)	4300			0			0			0
103	Payments to Other Dist & Govt Units (Out of State)	4400			0			0			0
104	Total Payments to Other Dist & Govt Units	4000			30,000			497,000			527,000

	B	C	D	E	F	G	H	I	J	K	L
1	Description: Enter Whole Numbers Only	Funct #	(100) Salaries	(200) Employee Benefits	(300) Purchased Services	(400) Supplies & Materials	(500) Capital Outlay	(600) Other Objects	(700) Non-Capitalized Equipment	(800) Termination Benefits	(900) Total
2											
105	DEBT SERVICE (ED)	5000									
106	Debt Service - Interest on Short-Term Debt	5100									
107	Tax Anticipation Warrants	5110						0			0
108	Tax Anticipation Notes	5120						0			0
109	Corporate Personal Property Repl Tax Anticipated Notes	5130						0			0
110	State Aid Anticipation Certificates	5140						0			0
111	Other Interest on Short-Term Debt <i>(Describe & Itemize)</i>	5150						0			0
112	Total Debt Service - Interest on Short-Term Debt	5100						0			0
113	Debt Service - Interest on Long-Term Debt	5200						0			0
114	Total Debt Service	5000						0			0
115	PROVISION FOR CONTINGENCIES (ED)	6000						0			0
116	Total Direct Disbursements/Expenditures (without Student Activity Funds (1999))		13,730,200	2,000,330	1,117,100	1,095,300	191,750	695,350	0	0	18,830,030
117	Total Direct Disbursements/Expenditures (with Student Activity Funds (1999))		13,730,200	2,000,330	1,117,100	1,095,300	191,750	695,350	0	0	18,830,030
118	Excess (Deficiency) of Receipts/Revenues Over Disbursements/Expenditures (without Student Activity Funds 1999)										56,046
119	Excess (Deficiency) of Receipts/Revenues Over Disbursements/Expenditures (with Student Activity Funds 1999)										56,046
121	20 - OPERATIONS AND MAINTENANCE FUND (O&M)										
122	SUPPORT SERVICES (O&M)	2000									
123	Support Services - Pupil	2100									
124	Other Support Services - Pupils <i>(Describe & Itemize)</i>	2190	0	0	0	0	0	0	0	0	0
125	Support Services - Business	2500									
126	Direction of Business Support Services	2510	0	0	0	0	0	0	0	0	0
127	Facilities Acquisition & Construction Services	2530	0	0	0	0	50,000	0	0	0	50,000
128	Operation & Maintenance of Plant Services	2540	785,000	80,350	638,500	618,000	11,500	2,000	0	0	2,135,350
129	Pupil Transportation Services	2550	0	0	0	0	0	0	0	0	0
130	Food Services	2560					0		0		0
131	Total Support Services - Business	2500	785,000	80,350	638,500	618,000	61,500	2,000	0	0	2,185,350
132	Other Support Services - Misc. <i>(Describe & Itemize)</i>	2900	0	0	0	0	0	0	0	0	0
133	Total Support Services	2000	785,000	80,350	638,500	618,000	61,500	2,000	0	0	2,185,350
134	COMMUNITY SERVICES (O&M)	3000	0	0	0	0	0	0	0	0	0
135	PAYMENTS TO OTHER DIST & GOVT UNITS (O&M)	4000									
136	Payments to Other Dist & Govt Units (In-State)	4100									
137	Payments for Regular Programs	4110			0			0			0
138	Payments for Special Education Programs	4120			0			0			0
139	Payments for CTE Program	4140			0			0			0
140	Other Payments to In-State Govt Units - Programs <i>(Describe & Itemize)</i>	4190			0			0			0
141	Total Payments to Other Dist & Govt Units (In-State)	4100			0			0			0
142	Payments to Other Dist & Govt Units (Out of State) ¹⁴	4400						0			0
143	Total Payments to Other Dist & Govt Unit	4000			0			0			0
144	DEBT SERVICE (O&M)	5000									
145	Debt Service - Interest on Short-Term Debt	5100									
146	Tax Anticipation Warrants	5110						0			0
147	Tax Anticipation Notes	5120						0			0
148	Corporate Personal Prop Repl Tax Anticipated Notes	5130						0			0
149	State Aid Anticipation Certificates	5140						0			0
150	Other Interest on Short-Term Debt <i>(Describe & Itemize)</i>	5150						0			0
151	Total Debt Service - Interest on Short-Term Debt	5100						0			0
152	Debt Service - Interest on Long-Term Debt	5200						0			0
153	Total Debt Service	5000						0			0
154	PROVISION FOR CONTINGENCIES (O&M)	6000						0			0
155	Total Direct Disbursements/Expenditures		785,000	80,350	638,500	618,000	61,500	2,000	0	0	2,185,350
156	Excess (Deficiency) of Receipts/Revenues Over Disbursements/Expenditures										49,160
158	30 - DEBT SERVICE FUND (DS)										
159	PAYMENTS TO OTHER DIST & GOVT UNITS (DS)	4000									

	B	C	D	E	F	G	H	I	J	K	L
1	Description: Enter Whole Numbers Only	Funct #	(100) Salaries	(200) Employee Benefits	(300) Purchased Services	(400) Supplies & Materials	(500) Capital Outlay	(600) Other Objects	(700) Non-Capitalized Equipment	(800) Termination Benefits	(900) Total
2											
160	Payments to Other Dist & Govt Units (In-State)	4100									
161	Payments for Regular Programs	4110						0			0
162	Payments for Special Education Programs	4120						0			0
163	Other Payments to In-State Govt Units - Programs (Describe & Itemize)	4190						0			0
164	Total Payments to Other Dist & Govt Units (In-State)	4000						0			0
165	DEBT SERVICE (DS)	5000									
166	Debt Service - Interest on Short-Term Debt	5100									
167	Tax Anticipation Warrants	5110						0			0
168	Tax Anticipation Notes	5120						0			0
169	Corporate Personal Prop Repl Tax Anticipation Notes	5130						0			0
170	State Aid Anticipation Certificates	5140						0			0
171	Other Interest on Short-Term Debt (Describe & Itemize)	5150						0			0
172	Total Debt Service - Interest On Short-Term Debt	5100						0			0
173	Debt Service - Interest on Long-Term Debt	5200						3,627,971			3,627,971
174	Debt Service - Payments of Principal on Long-Term Debt ¹⁵ (Lease/Purchase Principal Retired) (Describe & Itemize)	5300						826,430			826,430
175	Debt Service - Other (Describe & Itemize)	5400			0			10,000			10,000
176	Total Debt Service	5000			0			4,464,401			4,464,401
177	PROVISION FOR CONTINGENCIES (DS)	6000						0			0
178	Total Direct Disbursements/Expenditures				0			4,464,401			4,464,401
179	Excess (Deficiency) of Receipts/Revenues Over Disbursements/Expenditures										(1,948,701)
180											
181	40 - TRANSPORTATION FUND (TR)										
182	SUPPORT SERVICES (TR)	2000									
183	Support Services - Pupils	2100									
184	Other Support Services - Pupils (Describe & Itemize)	2190	0	0	0	0	0	0	0	0	0
185	Support Services - Business										
186	Pupil Transportation Services	2550	725,000	245,100	204,000	220,000	400,000	1,500	0	0	1,795,600
187	Other Support Services - Business (Describe & Itemize)	2900	0	0	0	0	0	0	0	0	0
188	Total Support Services	2000	725,000	245,100	204,000	220,000	400,000	1,500	0	0	1,795,600
189	COMMUNITY SERVICES (TR)	3000	0	0	0	0	0	0	0	0	0
190	PAYMENTS TO OTHER DIST & GOVT UNITS (TR)	4000									
191	Payments to Other Dist & Govt Units (In-State)	4100									
192	Payments for Regular Program	4110			0			0			0
193	Payments for Special Education Programs	4120			0			0			0
194	Payments for Adult/Continuing Education Programs	4130			0			0			0
195	Payments for CTE Programs	4140			0			0			0
196	Payments for Community College Programs	4170			0			0			0
197	Other Payments to In-State Govt Units - Programs (Describe & Itemize)	4190			0			0			0
198	Total Payments to Other Dist & Govt Units (In-State)	4100			0			0			0
199	Payments to Other Dist & Govt Units (Out-of-State) (Describe & Itemize)	4400			0			0			0
200	Total Payments to Other Dist & Govt Units	4000			0			0			0
201	DEBT SERVICE (TR)	5000									
202	Debt Service - Interest on Short-Term Debt	5100									
203	Tax Anticipation Warrants	5110						0			0
204	Tax Anticipation Notes	5120						0			0
205	Corporate Personal Prop Repl Tax Anticipation Notes	5130						0			0
206	State Aid Anticipation Certificates	5140						0			0
207	Other Interest on Short-Term Debt (Describe & Itemize)	5150						0			0
208	Total Debt Service - Interest On Short-Term Debt	5100						0			0
209	Debt Service - Interest on Long-Term Debt	5200						0			0
210	Debt Service - Payments of Principal on Long-Term Debt ¹⁵ (Lease/Purchase Principal Retired) (Describe & Itemize)	5300						0			0
211	Debt Service - Other (Describe & Itemize)	5400						0			0
212	Total Debt Service	5000						0			0
213	PROVISION FOR CONTINGENCIES (TR)	6000						0			0

	B	C	D	E	F	G	H	I	J	K	L
1	Description: Enter Whole Numbers Only	Funct #	(100) Salaries	(200) Employee Benefits	(300) Purchased Services	(400) Supplies & Materials	(500) Capital Outlay	(600) Other Objects	(700) Non-Capitalized Equipment	(800) Termination Benefits	(900) Total
214	Total Direct Disbursements/Expenditures		725,000	245,100	204,000	220,000	400,000	1,500	0	0	1,795,600
215	Excess (Deficiency) of Receipts/Revenues Over Disbursements/Expenditures										66,910
216											
217	50 - MUNICIPAL RETIREMENT/SOC SEC FUND (MR/SS)										
218	INSTRUCTION (MR/SS)	1000									
219	Regular Program	1100		82,850							82,850
220	Pre-K Programs	1125		3,050							3,050
221	Special Education Programs (Functions 1200-1220)	1200		127,575							127,575
222	Special Education Programs Pre-K	1225		0							0
223	Remedial and Supplemental Programs K-12	1250		0							0
224	Remedial and Supplemental Programs Pre-K	1275		0							0
225	Adult/Continuing Education Programs	1300		0							0
226	CTE Programs	1400		1,200							1,200
227	Interscholastic Programs	1500		16,650							16,650
228	Summer School Programs	1600		900							900
229	Gifted Programs	1650		0							0
230	Driver's Education Programs	1700		0							0
231	Bilingual Programs	1800		19,650							19,650
232	Truant Alternative & Optional Programs	1900		0							0
233	Total Instruction	1000		251,875							251,875
234	SUPPORT SERVICES (MR/SS)	2000									
235	Support Services - Pupil	2100									
236	Attendance & Social Work Services	2110		5,500							5,500
237	Guidance Services	2120		8,350							8,350
238	Health Services	2130		52,050							52,050
239	Psychological Services	2140		12,000							12,000
240	Speech Pathology & Audiology Services	2150		3,850							3,850
241	Other Support Services - Pupils (Describe & Itemize)	2190		25,750							25,750
242	Total Support Services - Pupil	2100		107,500							107,500
243	Support Services - Instructional Staff	2200									
244	Improvement of Instruction Services	2210		2,500							2,500
245	Educational Media Services	2220		80,750							80,750
246	Assessment & Testing	2230		0							0
247	Total Support Services - Instructional Staff	2200		83,250							83,250
248	Support Services - General Administration	2300									
249	Board of Education Services	2310		0							0
250	Executive Administration Services	2320		14,700							14,700
251	Special Area Administrative Services	2330		1,250							1,250
252	Claims Paid from Self Insurance Fund	2361		0							0
253	Risk Management and Claims Services Payments	2365		0							0
254	Total Support Services - General Administration	2300		15,950							15,950
255	Support Services - School Administration	2400									
256	Office of the Principal Services	2410		55,700							55,700
257	Other Support Services - School Administration (Describe & Itemize)	2490		0							0
258	Total Support Services - School Administration	2400		55,700							55,700

	B	C	D	E	F	G	H	I	J	K	L
1	Description: Enter Whole Numbers Only	Funct #	(100) Salaries	(200) Employee Benefits	(300) Purchased Services	(400) Supplies & Materials	(500) Capital Outlay	(600) Other Objects	(700) Non-Capitalized Equipment	(800) Termination Benefits	(900) Total
2											
259	Support Services - Business	2500									
260	Direction of Business Support Services	2510		0							0
261	Fiscal Services	2520		24,250							24,250
262	Facilities Acquisition & Construction Services	2530		0							0
263	Operation & Maintenance of Plant Service	2540		114,500							114,500
264	Pupil Transportation Services	2550		120,000							120,000
265	Food Services	2560		49,375							49,375
266	Internal Services	2570		0							0
267	Total Support Services - Business	2500		308,125							308,125
268	Support Services - Central	2600									
269	Direction of Central Support Services	2610		0							0
270	Planning, Research, Development & Evaluation Services	2620		0							0
271	Information Services	2630		0							0
272	Staff Services	2640		0							0
273	Data Processing Services	2660		0							0
274	Total Support Services - Central	2600		0							0
275	Other Support Services - Misc. (Describe & Itemize)	2900		0							0
276	Total Support Services	2000		570,525							570,525
277	COMMUNITY SERVICES (MR/SS)	3000		0							0
278	PAYMENTS TO OTHER DIST & GOVT UNITS (MR/SS)	4000									
279	Payments for Regular Programs	4110		0							0
280	Payments for Special Education Programs	4120		0							0
281	Payments for CTE Programs	4140		0							0
282	Total Payments to Other Dist & Govt Units	4000		0							0
283	DEBT SERVICE (MR/SS)	5000									
284	Debt Service - Interest on Short-Term Debt	5100									
285	Tax Anticipation Warrants	5110						0			0
286	Tax Anticipation Notes	5120						0			0
287	Corporate Personal Prop Repl Tax Anticipation Notes	5130						0			0
288	State Aid Anticipation Certificates	5140						0			0
289	Other Interest on Short-Term Debt (Describe & Itemize)	5150						0			0
290	Total Debt Service	5000						0			0
291	PROVISION FOR CONTINGENCIES (MR/SS)	6000						0			0
292	Total Direct Disbursements/Expenditures			822,400				0			822,400
293	Excess (Deficiency) of Receipts/Revenues Over Disbursements/Expenditures										1,770
294											
295	60 - CAPITAL PROJECTS (CP)										
296	SUPPORT SERVICES (CP)	2000									
297	Support Services - Business										
298	Facilities Acquisition & Construction Services	2530	0	0	75,000	10,000	1,550,000	0	0		1,635,000
299	Other Support Services - Business (Describe & Itemize)	2900	0	0	0	0	0	0	0		0
300	Total Support Services	2000	0	0	75,000	10,000	1,550,000	0	0		1,635,000
301	PAYMENTS TO OTHER DIST & GOVT UNITS (CP)	4000									
302	Payments to Other Dist & Govt Units (In-State)	4100									
303	Payments to Regular Programs	4110			0			0			0
304	Payment for Special Education Programs	4120			0			0			0
305	Payment for CTE Programs	4140			0			0			0
306	Payments to Other Govt Units - Programs (In-State) (Describe & Itemize)	4190			0			0			0
307	Total Payments to Other Districts & Govt Units	4000			0			0			0
308	PROVISION FOR CONTINGENCIES (CP)	6000						0			0
309	Total Direct Disbursements/Expenditures		0	0	75,000	10,000	1,550,000	0	0		1,635,000
310	Excess (Deficiency) of Receipts/Revenues Over Disbursements/Expenditures										17,000
311											
312	70 WORKING CASH FUND (WC)										
313											
314	80 - TORT FUND (TF)										
315	INSTRUCTION (TF)	1000									

	B	C	D	E	F	G	H	I	J	K	L
1	Description: Enter Whole Numbers Only	Funct #	(100)	(200)	(300)	(400)	(500)	(600)	(700)	(800)	(900)
2			Salaries	Employee Benefits	Purchased Services	Supplies & Materials	Capital Outlay	Other Objects	Non-Capitalized Equipment	Termination Benefits	Total
316	Regular Programs	1100	0	0	265,000	0	0	0	0	0	265,000
317	Tuition Payment to Charter Schools	1115			0						0
318	Pre-K Programs	1125	0	0	0	0	0	0	0	0	0
319	Special Education Programs (Functions 1200 - 1220)	1200	0	0	0	0	0	0	0	0	0
320	Special Education Programs Pre-K	1225	0	0	0	0	0	0	0	0	0
321	Remedial and Supplemental Programs K-12	1250	0	0	0	0	0	0	0	0	0
322	Remedial and Supplemental Programs Pre-K	1275	0	0	0	0	0	0	0	0	0
323	Adult/Continuing Education Programs	1300	0	0	0	0	0	0	0	0	0
324	CTE Programs	1400	0	0	0	0	0	0	0	0	0
325	Interscholastic Programs	1500	0	0	0	0	0	0	0	0	0
326	Summer School Programs	1600	0	0	0	0	0	0	0	0	0
327	Gifted Programs	1650	0	0	0	0	0	0	0	0	0
328	Driver's Education Programs	1700	0	0	0	0	0	0	0	0	0
329	Bilingual Programs	1800	0	0	0	0	0	0	0	0	0
330	Truant Alternative & Optional Programs	1900	0	0	0	0	0	0	0	0	0
331	Pre-K Programs - Private Tuition	1910						0			0
332	Regular K-12 Programs Private Tuition	1911						0			0
333	Special Education Programs K-12 Private Tuition	1912						0			0
334	Special Education Programs Pre-K Tuition	1913						0			0
335	Remedial/Supplemental Programs K-12 Private Tuition	1914						0			0
336	Remedial/Supplemental Programs Pre-K Private Tuition	1915						0			0
337	Adult/Continuing Education Programs Private Tuition	1916						0			0
338	CTE Programs Private Tuition	1917						0			0
339	Interscholastic Programs Private Tuition	1918						0			0
340	Summer School Programs Private Tuition	1919						0			0
341	Gifted Programs Private Tuition	1920						0			0
342	Bilingual Programs Private Tuition	1921						0			0
343	Truants Alternative/Opt Ed Programs Private Tuition	1922						0			0
344	Total Instruction¹⁴	1000	0	0	265,000	0	0	0	0	0	265,000
345	SUPPORT SERVICES (TF)	2000									
346	Support Services - Pupil	2100									
347	Attendance & Social Work Services	2110	0	0	0	0	0	0	0	0	0
348	Guidance Services	2120	0	0	0	0	0	0	0	0	0
349	Health Services	2130	0	0	0	0	0	0	0	0	0
350	Psychological Services	2140	0	0	0	0	0	0	0	0	0
351	Speech Pathology & Audiology Services	2150	0	0	0	0	0	0	0	0	0
352	Other Support Services - Pupils (Describe & Itemize)	2190	0	0	0	0	0	0	0	0	0
353	Total Support Services - Pupil	2100	0	0	0	0	0	0	0	0	0
354	Support Services - Instructional Staff	2200									
355	Improvement of Instruction Services	2210	0	0	0	0	0	0	0	0	0
356	Educational Media Services	2220	0	0	0	0	0	0	0	0	0
357	Assessment & Testing	2230	0	0	0	0	0	0	0	0	0
358	Total Support Services - Instructional Staff	2200	0	0	0	0	0	0	0	0	0
359	Support Services - General Administration	2300									
360	Board of Education Services	2310	0	0	0	0	0	0	0	0	0
361	Executive Administration Services	2320	0	0	0	0	0	0	0	0	0
362	Special Area Administration Services	2330	0	0	0	0	0	0	0	0	0
363	Claims Paid from Self Insurance Fund	2361	0	0	0	0	0	0			0
364	Risk Management and Claims Services Payments	2365	0	0	0	0	0	0	0		0
365	Total Support Services - General Administration	2300	0	0	0	0	0	0	0	0	0

	B	C	D	E	F	G	H	I	J	K	L
1	Description: Enter Whole Numbers Only	Funct #	(100) Salaries	(200) Employee Benefits	(300) Purchased Services	(400) Supplies & Materials	(500) Capital Outlay	(600) Other Objects	(700) Non-Capitalized Equipment	(800) Termination Benefits	(900) Total
366	Support Services - School Administration	2400									
367	Office of the Principal Services	2410	0	0	0	0	0	0	0	0	0
368	Other Support Services - School Administration <i>(Describe & Itemize)</i>	2490	0	0	0	0	0	0	0	0	0
369	Total Support Services - School Administration	2400	0	0	0	0	0	0	0	0	0
370	Support Services - Business	2500									
371	Direction of Business Support Services	2510	0	0	0	0	0	0	0	0	0
372	Fiscal Services	2520	0	0	0	0	0	0	0	0	0
373	Facilities Acquisition & Construction Services	2530	0	0	0	0	0	0	0	0	0
374	Operation & Maintenance of Plant Services	2540	0	0	0	0	0	0	0	0	0
375	Pupil Transportation Services	2550	0	0	0	0	0	0	0	0	0
376	Food Services	2560	0	0	0	0	0	0	0	0	0
377	Internal Services	2570	0	0	0	0	0	0	0	0	0
378	Total Support Services - Business	2500	0	0	0	0	0	0	0	0	0
379	Support Services - Central	2600									
380	Direction of Central Support Services	2610	0	0	0	0	0	0	0	0	0
381	Planning, Research, Development & Evaluation Services	2620	0	0	0	0	0	0	0	0	0
382	Information Services	2630	0	0	0	0	0	0	0	0	0
383	Staff Services	2640	0	0	0	0	0	0	0	0	0
384	Data Processing Services	2660	0	0	0	0	0	0	0	0	0
385	Total Support Services - Central	2600	0	0	0	0	0	0	0	0	0
386	Other Support Services - Misc. <i>(Describe & Itemize)</i>	2900	0	0	0	0	0	0	0	0	0
387	Total Support Services	2000	0	0	0	0	0	0	0	0	0
388	COMMUNITY SERVICES (TF)	3000	0	0	0	0	0	0	0	0	0
389	PAYMENTS TO OTHER DIST & GOVT UNITS (TF)	4000									
390	Payments to Other Dist & Govt Units (In-State)	4100									
391	Payments for Regular Programs	4110			0			0			0
392	Payments for Special Education Programs	4120			0			0			0
393	Payments for Adult/Continuing Education Programs	4130			0			0			0
394	Payments for CTE Programs	4140			0			0			0
395	Payments for Community College Programs	4170			0			0			0
396	Other Payments to In-State Govt Units - Programs <i>(Describe & Itemize)</i>	4190			0			0			0
397	Total Payments to Other Dist & Govt Units (In-State)	4100			0			0			0
398	Payments for Regular Programs - Tuition	4210						0			0
399	Payments for Special Education Programs - Tuition	4220						0			0
400	Payments for Adult/Continuing Education Programs - Tuition	4230						0			0
401	Payments for CTE Programs - Tuition	4240						0			0
402	Payments for Community College Programs - Tuition	4270						0			0
403	Payments for Other Programs - Tuition	4280						0			0
404	Other Payments to In-State Govt Units - Tuition <i>(Describe & Itemize)</i>	4290						0			0
405	Total Payments to Other Dist & Govt Units - Tuition (In State)	4200						0			0
406	Payments for Regular Programs - Transfers	4310						0			0
407	Payments for Special Education Programs - Transfers	4320						0			0
408	Payments for Adult/Continuing Ed Programs - Transfers	4330						0			0
409	Payments for CTE Programs - Transfers	4340						0			0
410	Payments for Community College Program - Transfers	4370						0			0
411	Payments for Other Programs - Transfers	4380						0			0
412	Other Payments to In-State Govt Units - Transfers <i>(Describe & Itemize)</i>	4390			0			0			0
413	Total Payments to Other Dist & Govt Units-Transfers (In State)	4300			0			0			0
414	Payments to Other Dist & Govt Units (Out of State)	4400			0			0			0
415	Total Payments to Other Dist & Govt Units	4000			0			0			0
416	DEBT SERVICE (TF)	5000									
417	Debt Service - Interest on Short-Term Debt										
418	Tax Anticipation Warrants	5110						0			0
419	Tax Anticipation Notes	5120						0			0
420	Corporate Personal Property Replacement Tax Anticipation Notes	5130						0			0
421	State Aid Anticipation Certificates	5140						0			0
422	Other Interest or Short-Term Debt <i>(Describe & Itemize)</i>	5150						0			0
423	Debt Service - Interest on Long-Term Debt	5200						0			0
424	Debt Service - Payments of Principal on Long-Term Debt ¹⁵ (Lease/Purchase Principal Retired) <i>(Describe & Itemize)</i>	5300						0			0

	B	C	D	E	F	G	H	I	J	K	L
1	Description: Enter Whole Numbers Only	Funct #	(100)	(200)	(300)	(400)	(500)	(600)	(700)	(800)	(900)
2			Salaries	Employee Benefits	Purchased Services	Supplies & Materials	Capital Outlay	Other Objects	Non-Capitalized Equipment	Termination Benefits	Total
425	Debt Service - Other (Describe & Itemize)	5400			0			0			0
426	Total Debt Service	5000			0			0			0

	B	C	D	E	F	G	H	I	J	K	L
1	Description: Enter Whole Numbers Only	Funct #	(100) Salaries	(200) Employee Benefits	(300) Purchased Services	(400) Supplies & Materials	(500) Capital Outlay	(600) Other Objects	(700) Non-Capitalized Equipment	(800) Termination Benefits	(900) Total
427	PROVISION FOR CONTINGENCIES (TF)	6000						0			0
428	Total Direct Disbursements/Expenditures		0	0	265,000	0	0	0	0	0	265,000
429	Excess (Deficiency) of Receipts/Revenues Over Disbursements/Expenditures										26,510
430											
431	90 - FIRE PREVENTION & SAFETY FUND (FP&S)										
432	SUPPORT SERVICES (FP&S)	2000									
433	Support Services - Business	2500									
434	Facilities Acquisition & Construction Services	2530	0	0	0	0	50,000	0	0		50,000
435	Operation & Maintenance of Plant Service	2540	0	0	0	0	0	0	0		0
436	Total Support Services - Business	2500	0	0	0	0	50,000	0	0		50,000
437	Other Support Services - Misc. (Describe & Itemize)	2900	0	0	0	0	0	0	0		0
438	Total Support Services	2000	0	0	0	0	50,000	0	0		50,000
439	PAYMENTS TO OTHER DISTRICTS & GOVT UNITS (FP&S)	4000									
440	Payments to Regular Programs	4110						0			0
441	Payments to Special Education Programs	4120						0			0
442	Other Payments to In-State Govt Units - Programs (Describe & Itemize)	4190						0			0
443	Total Payments to Other Districts & Govt Units (FPS)	4000						0			0
444	DEBT SERVICE (FP&S)	5000									
445	Debt Service - Interest on Short-Term Debt	5100									
446	Tax Anticipation Warrants	5110						0			0
447	Other Interest on Short-Term Debt (Describe & Itemize)	5150						0			0
448	Total Debt Service - Interest on Short-Term Debt	5100						0			0
449	Debt Service - Interest on Long-Term Debt	5200						0			0
450	Debt Service - Payments of Principal on Long-Term Debt ¹⁵ (Lease/Purchase Principal Retired) (Describe & Itemize)	5300						0			0
451	Total Debt Service	5000						0			0
452	PROVISIONS FOR CONTINGENCIES (FP&S)	6000						0			0
453	Total Direct Disbursements/Expenditures		0	0	0	0	50,000	0	0		50,000
454	Excess (Deficiency) of Receipts/Revenues Over Disbursements/Expenditures										(49,850)

This page is provided for detailed itemizations as requested within the body of the Report.

Please enter notes in "Source of Revenue/Use of Expense" column for the below line items. If page does not list specific revenues/expenditures, no itemization notes are required.

Fund-Account Number		Source of Revenue/Use of Expense	Amount
Estimated Revenues			
10-1690	Other Food Service		\$1,000
10-1790	Other District/School Activity Revenue		\$1,000
10-1890	Other Textbook Income		\$21,500
10-1999	Other Local Revenues		\$100,000
20-1999	Other Local Revenues		\$11,000
80-1999	Other Local Revenues		\$30,000
10-3999	Other Restricted Revenue from State Sources		\$150,000
10-4399	Title I - Other		\$30,000
10-4998	Other Restricted Grants Received from Fed. Govt. thru State		\$720,000
20-4998	Other Restricted Grants Received from Fed. Govt. thru State		\$100,000
60-4998	Other Restricted Grants Received from Fed. Govt. thru State		\$650,000
Estimated Expenditures			
10-2190	Other Support Services - Pupils		\$156,400
10-4190	Other Payments to In-State Govt Units - Programs		\$2,000
30-5300	Debt Service - Payments of Principal on Long-Term Debt		\$826,430
30-5400	Debt Service - Other		\$10,000
50-2190	Other Support Services - Pupils		\$25,750

	A	B	C	D	E	F	G
1		DEFICIT BUDGET SUMMARY INFORMATION - Operating Funds Only (School Districts Only)					
2		Description	EDUCATIONAL FUND (10)	OPERATIONS & MAINTENANCE FUND (20)	TRANSPORTATION FUND (40)	WORKING CASH FUND (70)	TOTAL
3		Direct Revenues	18,886,076	2,234,510	1,862,510	43,000	23,026,096
4		Direct Expenditures	18,830,030	2,185,350	1,795,600		22,810,980
5		Difference	56,046	49,160	66,910	43,000	215,116
6		Estimated Fund Balance - June 30, 2023	13,643,679	2,482,098	2,644,784	1,061,013	19,831,574
7		Balanced budget; no Deficit Reduction Plan is required.					
8		<i>A deficit reduction plan is required if the local board of education adopts (or amends) the 2022-2023 school district budget in which the "operating funds" listed above result in direct revenues (line 9, BudgetSum 2-4) being less than direct expenditures (line 19, BudgetSum 2-4) by an amount equal to or greater than one-third (1/3) of the ending fund balance (line 81, BudgetSum 2-4)</i>					
9							
11		Note: The balance is determined using only the four funds listed above. That is, if the estimated ending fund balance is less than three times the deficit spending, the district must adopt and file with ISBE a deficit reduction plan to balance the shortfall within three years.					
13		<i>Per School Code (105 ILCS 5/17-1) - If the Deficit AFR Summary Information tab from the 2021-2022 Annual Financial Report (AFR) reflects a deficit as defined above, then the school district shall adopt and submit a deficit reduction plan (found here on page 23-27) to ISBE within 30 days after acceptance of the AFR.</i>					
14							
15		<i>The deficit reduction plan, if required, is developed using ISBE guidelines and format.</i>					

ILLINOIS STATE BOARD OF EDUCATION
School Business Services Division

	A	B	C	D	E	F	G	H	I	J	K	L
1	*School Districts Only		DEFICIT REDUCTION PLAN					ESTIMATED BUDGET				
2			ESTIMATED BUDGET					ESTIMATED BUDGET				
3	4004200026		FY2022-2023					FY2023-2024				
4	<i>District Number</i>											
5	North Boone CUSD 200											
6	<i>District Name</i>		Educational Fund	Operations & Maintenance Fund	Transportation Fund	Working Cash Fund	Total	Educational Fund	Operations & Maintenance Fund	Transportation Fund	Working Cash Fund	Total
7	ESTIMATED BEGINNING FUND BALANCE <i>(must equal prior Ending Fund Balance)</i>		13,587,633	2,432,938	2,577,874	1,018,013	19,616,458	13,643,679	2,482,098	2,644,784	1,061,013	19,831,574
8	RECEIPTS/REVENUES	Acct #										
9	LOCAL SOURCES	1000	8,251,150	1,534,510	932,510	43,000	10,761,170					0
10	FLOW-THROUGH RECEIPTS/REVENUES FROM ONE DISTRICT TO ANOTHER DISTRICT	2000	0	0	0		0					0
11	STATE SOURCES	3000	8,371,926	600,000	930,000	0	9,901,926					0
12	FEDERAL SOURCES	4000	2,263,000	100,000	0	0	2,363,000					0
13	Total Receipts/Revenues		18,886,076	2,234,510	1,862,510	43,000	23,026,096	0	0	0	0	0
14	DISBURSEMENTS/EXPENDITURES	Funct #										
15	INSTRUCTION	1000	12,595,040				12,595,040					0
16	SUPPORT SERVICES	2000	5,698,990	2,185,350	1,795,600		9,679,940					0
17	COMMUNITY SERVICES	3000	9,000	0	0		9,000					0
18	PAYMENTS TO OTHER DISTRICTS & GOVT. UNITS	4000	527,000	0	0		527,000					0
19	DEBT SERVICES	5000	0	0	0		0					0
20	PROVISION FOR CONTINGENCIES	6000	0	0	0		0					0
21	Total Disbursements/Expenditures		18,830,030	2,185,350	1,795,600		22,810,980	0	0	0		0
22	Excess of Receipts/Revenue Over/(Under) Disbursements/Expenditures		56,046	49,160	66,910	43,000	215,116	0	0	0	0	0
23	OTHER SOURCES/USES OF FUNDS											
24	OTHER SOURCES OF FUNDS (7000)		0	0	0	0	0					0
25	OTHER USES OF FUNDS (8000)		0	0	0	0	0					0
26	TOTAL OTHER SOURCES/USES OF FUNDS		0	0	0	0	0	0	0	0	0	0
27	ESTIMATED ENDING FUND BALANCE		13,643,679	2,482,098	2,644,784	1,061,013	19,831,574	13,643,679	2,482,098	2,644,784	1,061,013	19,831,574

ILLINOIS STATE BOARD OF EDUCATION
School Business Services Division

	A	B	M	N	O	P	Q	R	S	T	U	V
1	*School Districts Only		ESTIMATED BUDGET FY2024-2025					ESTIMATED BUDGET FY2025-2026				
2												
3	4004200026											
4	<i>District Number</i>											
5	North Boone CUSD 200											
6	<i>District Name</i>		Educational Fund	Operations & Maintenance Fund	Transportation Fund	Working Cash Fund	Total	Educational Fund	Operations & Maintenance Fund	Transportation Fund	Working Cash Fund	Total
7	ESTIMATED BEGINNING FUND BALANCE <i>(must equal prior Ending Fund Balance)</i>		13,643,679	2,482,098	2,644,784	1,061,013	19,831,574	13,643,679	2,482,098	2,644,784	1,061,013	19,831,574
8	RECEIPTS/REVENUES	Acct #										
9	LOCAL SOURCES	1000					0					0
10	FLOW-THROUGH RECEIPTS/REVENUES FROM ONE DISTRICT TO ANOTHER DISTRICT	2000					0					0
11	STATE SOURCES	3000					0					0
12	FEDERAL SOURCES	4000					0					0
13	Total Receipts/Revenues		0	0	0	0	0	0	0	0	0	0
14	DISBURSEMENTS/EXPENDITURES	Funct #										
15	INSTRUCTION	1000					0					0
16	SUPPORT SERVICES	2000					0					0
17	COMMUNITY SERVICES	3000					0					0
18	PAYMENTS TO OTHER DISTRICTS & GOVT. UNITS	4000					0					0
19	DEBT SERVICES	5000					0					0
20	PROVISION FOR CONTINGENCIES	6000					0					0
21	Total Disbursements/Expenditures		0	0	0		0	0	0	0	0	0
22	Excess of Receipts/Revenue Over/(Under) Disbursements/Expenditures		0	0	0	0	0	0	0	0	0	0
23	OTHER SOURCES/USES OF FUNDS											
24	OTHER SOURCES OF FUNDS (7000)						0					0
25	OTHER USES OF FUNDS (8000)						0					0
26	TOTAL OTHER SOURCES/USES OF FUNDS		0	0	0	0	0	0	0	0	0	0
27	ESTIMATED ENDING FUND BALANCE		13,643,679	2,482,098	2,644,784	1,061,013	19,831,574	13,643,679	2,482,098	2,644,784	1,061,013	19,831,574

	A	B	W	X	Y	Z
1	*School Districts Only		SUMMARY BUDGET ADDENDUM - DEFICIT REDUCTION PLAN ESTIMATED BUDGET Date of Adoption: <input type="text"/> <i>(Enter as MM/DD/YY)</i>			
2						
3	4004200026					
4	District Number					
5	North Boone CUSD 200					
6	District Name		FY2022-2023	FY2023-2024	FY2024-2025	FY2025-2026
7	ESTIMATED BEGINNING FUND BALANCE <i>(must equal prior Ending Fund Balance)</i>		19,616,458	19,831,574	19,831,574	19,831,574
8	RECEIPTS/REVENUES	Acct #				
9	LOCAL SOURCES	1000	10,761,170	0	0	0
10	FLOW-THROUGH RECEIPTS/REVENUES FROM ONE DISTRICT TO ANOTHER DISTRICT	2000	0	0	0	0
11	STATE SOURCES	3000	9,901,926	0	0	0
12	FEDERAL SOURCES	4000	2,363,000	0	0	0
13	Total Receipts/Revenues		23,026,096	0	0	0
14	DISBURSEMENTS/EXPENDITURES	Funct #				
15	INSTRUCTION	1000	12,595,040	0	0	0
16	SUPPORT SERVICES	2000	9,679,940	0	0	0
17	COMMUNITY SERVICES	3000	9,000	0	0	0
18	PAYMENTS TO OTHER DISTRICTS & GOVT. UNITS	4000	527,000	0	0	0
19	DEBT SERVICES	5000	0	0	0	0
20	PROVISION FOR CONTINGENCIES	6000	0	0	0	0
21	Total Disbursements/Expenditures		22,810,980	0	0	0
22	Excess of Receipts/Revenue Over/(Under) Disbursements/Expenditures		215,116	0	0	0
23	OTHER SOURCES/USES OF FUNDS					
24	OTHER SOURCES OF FUNDS (7000)		0	0	0	0
25	OTHER USES OF FUNDS (8000)		0	0	0	0
26	TOTAL OTHER SOURCES/USES OF FUNDS		0	0	0	0
27	ESTIMATED ENDING FUND BALANCE		19,831,574	19,831,574	19,831,574	19,831,574

Deficit Reduction Plan-Background/Assumptions (School Districts Only)
Fiscal Year 2022-2023
through Fiscal Year 2025-2026

North Boone CUSD 200	4004200026
-----------------------------	-------------------

Please complete the following schedule and include a brief description to identify any areas of the budget that will be impacted from one year to the next. If the deficit reduction plan relies upon new local revenues, identify contingencies for further budget reductions which will be enacted in the event those new revenues are not available.

1. Background and Narrative of Budget Reductions:

2. Assumptions Used in the Deficit Reduction Plan:

- EBF and Estimated New Tier Funding:

- Equal Assessed Valuation and Tax Rates:

- Employee Salaries and Benefits:

- Short- and Long-Term Borrowing:

- Educational Impact:

- Other Assumptions:

- Has the district considered shared services or outsourcing (Ex: Transportation, Insurance)? If yes, please explain:

REPORTING OF PUBLIC VENDOR CONTRACTS OF \$1,000 OR MORE (School Districts Only)

In accordance with the School Code, Section 10-20.21, all school districts are required to file a report listing 'vendor contracts' as an attachment to their budget. In this context, the term "vendor contracts" refers to "all contracts and agreements that pertain to goods and services that were intended to generate additional revenue and other remunerations for the school district in excess of \$1,000, including without limitation vending machine contracts, sports and other attire, class rings, and photographic services. **The report is to list information regarding such contracts for the fiscal year immediately preceding the fiscal year of the budget.** All such contracts executed on or after July 1, 2007 must be approved by the school board.

[See: School Code, Section 10-20.21 - Contracts](#)

If more rows are required, select a cell above where you'd like additional rows. Then click "Add Rows" button to the right and enter number of desired rows. Rows will generate beneath the selected cell.

[illegible]

Reference Description

- ¹ Each fund balance should correspond to the fund balance reflected on the books as of June 30th - Balance Sheet Accounts #/20 and #/30 (audit figures, if available).
- ² Accounting and Financial Reporting for Certain Grants and Other Financial Assistance. The "On-Behalf" Payments should only be reflected on this page (Budget Summary, Lines 10 and 20).
- ³ Requires the secretary of the school board to notify the county clerk (within 30 days of the transfer approval) to abate an equal amount of taxes to be next extended. See Sec. 10-22.14 & 17-2.11.
- ^{3a} Requires notification to the county clerk to abate an equal amount from taxes next extended. See section 10-22.14.
- ⁴ Principal on Bonds Sold:
 - (1) Funding Bonds are to be entered in the fund or funds in which the liability occurs.
 - (2) Refunding Bonds can be entered in the Debt Services Fund only.
 - (3) Building Bonds can be entered in the Capital Projects Fund only.
 - (4) Fire Prevention and Safety Bonds can be entered in the Fire Prevention & Safety Fund only.
- ⁵ The proceeds from the sale of school sites, buildings, or other real estate shall be used first to pay the principal and interest on any outstanding bonds on the property being sold, and after all such bonds have been retired, the remaining proceeds from the sale next shall be used by the school board to meet any urgent district needs as determined under Sections 2-3.12 and 17-2.11 of the School Code. Once these issues have been addressed, any remaining proceeds may be used for any other authorized purpose and for deposit into any district fund.
- ⁶ The School Code, Section 10-22.44 prohibits the transfer of interest earned on the investment of "any funds for purposes of Illinois Municipal Retirement under the Pension Code." This prohibition does not include funds for Social Security and Medicare-only purposes. For additional requirements on interest earnings, see 23 Illinois Administrative Code, Part 100, Section 100.50
- ⁷ Cash plus investments must be greater than or equal to zero.
- ⁸ For cash basis budgets, this total will equal the Budget Summary - Total Direct Receipts/Revenues (Line 9) plus Total Other Sources of Funds (Line 46).
- ⁹ For cash basis budgets, this total will equal the Budget Summary - Total Direct Disbursements/Expenditures (Line 19) plus Total Other Uses of Funds (Line 79).
- ¹⁰ Working Cash Fund loans may be made to any district fund for which taxes are levied (Section 20-5 of the School Code).
- ¹¹ Include revenue accounts 1110 through 1115, 1117, 1118 & 1120.
- ¹² The School Code Section 17-2.2c. Tax for leasing educational facilities or computer technology or both, and for temporary relocation expense purposes.
- ¹³ Corporate personal property replacement tax revenue must be first applied to the Municipal Retirement/Social Security Fund to replace tax revenue lost due to the abolition of the corporate personal property tax (30 ILCS 115/12). This provision does not apply to taxes levied for Medicare-Only purposes.
- ¹⁴ Only tuition payments made to private facilities. See Functions 4200 or 4400 for estimated public facility disbursements/expenditures.
- ¹⁵ Payment towards the retirement of lease/purchase agreements or bonded/other indebtedness principal only otherwise reported within the fund - e.g.: alternate revenue bonds. (Describe & Itemize)
- ¹⁶ Only abolishment of Working Cash Fund must transfer its funds directly to the Educational Fund upon adoption of a resolution and at the close of the current school Year (see 105 ILCS 5/20-8 for further explanation)
 Only abatement of working cash fund can transfer its funds to any fund in most need of money
 (see 105 ILCS 5/20-10 for further explanation)