
Culture and Climate

Strategic Planning Data Retreat

Buildings and Grade Levels

Capron Elementary Pre K - 4th Grade

Manchester Elementary Kdg - 4th Grade

Poplar Grove Elementary Kdg - 4th Grade

Upper Elementary 5th and 6th Grade

Middle School 7th and 8th Grade

High School 9th - 12th Grades

District Enrollment

Building	FY2022	FY2021***	FY2020	FY2019	FY2018
Capron	173	176	195	194	197
Manchester	151	158	169	166	159
Poplar Grove	245	236	260	275	285
Upper Elem.	242	241	239	250	276
Middle Sch.	241	242	276	270	231
High Sch.	497	471	457	487	509
Total	1549	1524	1596	1642	1657

Student Demographics

Enrollment	District %	State %
White	65%	47%
Black	1%	16%
Hispanic	25%	26%
Asian	0.4%	5%
American Indian	0.1%	0.3%
Two or More Races	7%	

Student Demographics

Enrollment	District %	State %
Children with Disabilities	14%	18%
English Learners	10%	13%
Low Income	43%	49%
Homeless	1%	2%

Student to Staff Ratios

	Pupil -Teacher Elem.	Pupil -Teacher Second.	Pupil - Certified Staff	Pupil - Administrator
District	16	13	8	144
State	18	18	10	171

Staff Data

	Avg. Yrs Experience	Bachelor's Degree	Master's Degree
District	11	50%	50%
State	13	40%	60%

Certified Staff Retention Rate

Year	2020	2019	2018	2017	2016	2015
Percent	83	82	83	76	73	68

District Professional Development Focus Topics

District Professional Development Topics

2019-2020	2020-2021	2021-2022
Math Instruction	Math Instruction	Math Instruction
Technology Integration	Technology Integration	Technology Integration
School Improvement Planning	Effective Teams - Admin Team and Middle School	Effective Teams - All Schools
Using Assessments: Aimsweb and NWEA MAPs		

High School Athletic Participation

High School Athletic Participation

Sport	2019-2020	2020-2021	2021-2022
Girls Basketball	24	20	24
Boys Basketball	31	25	33
Cheer	14	16	16
Cross Country	20	10	4
Golf	5	15	10
Boys Soccer	-	-	-
Football	48	41	47
Volleyball	34	32	37
Wrestling	21	13	13
Unified Basketball	10	-	12
Unified Dance	-	-	12
Softball	30	17	23*
Baseball	26	24	30*
Girls Track	20	6	13*
Boys Track	32	15	16*
Girls Soccer	19	23	21*
Fishing Team	9	9	0*
Total	343	266	311
* Tentative numbers			

Assessment Data Sets

High School

9th Grade On Track

High School Graduation Rate

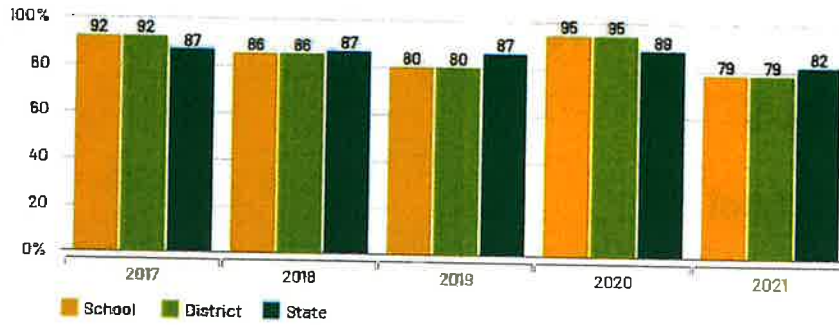
GPA

Advanced Placement / Running Start

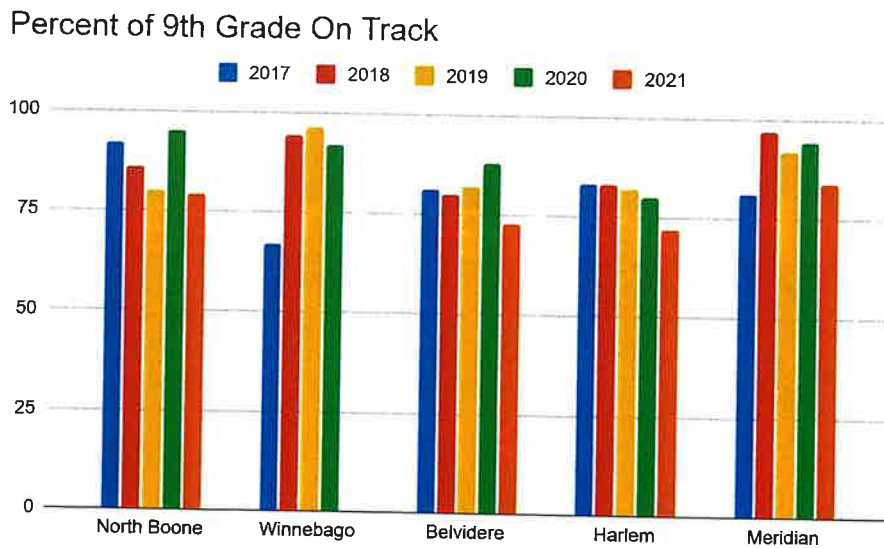
Postsecondary Enrollment

9th Grade On Track

9th Grade On Track: Trend Data

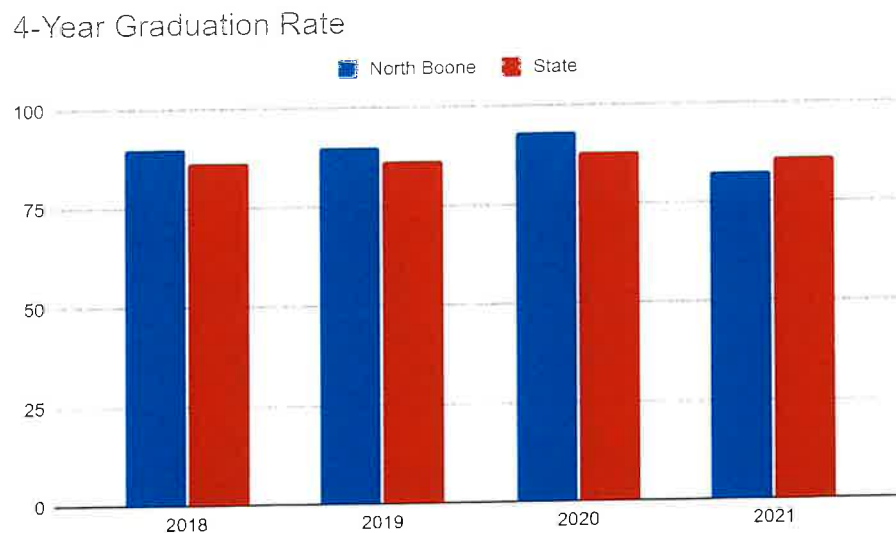


9th Grade On Track: Comparative Data

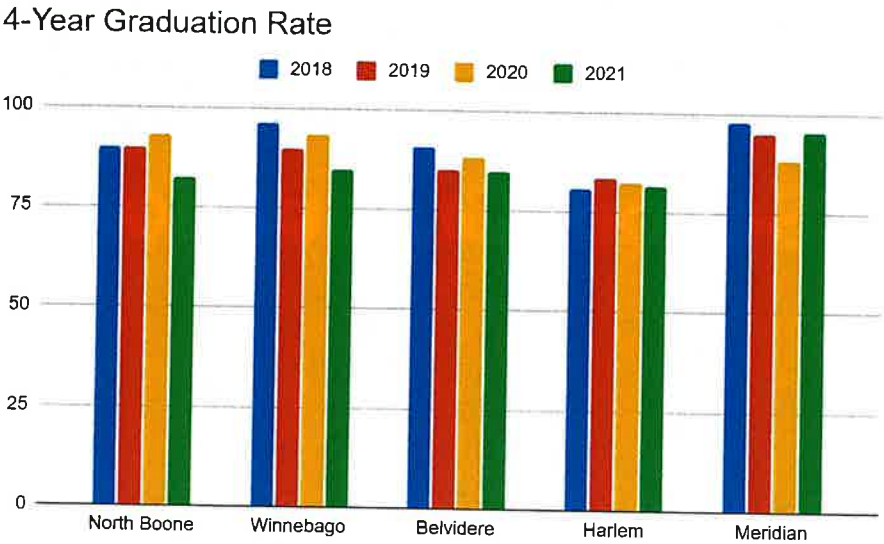


High School Graduation Rate

High School Graduation Rate: Trend Data



High School Graduation Rate: Comparative Data



Grade Point Average (GPA)

Grade Point Average Distribution 2019

Percentage of Students within each GPA Range

	0.0-0.9	1.0-1.9	2.0-2.9	3.0-3.9	4.0+
9	2	11	30	44	13
10	2	10	28	45	15
11	2	6	32	37	23
12	0	4	23	46	27

Grade Point Average Distribution 2020

Percentage of Students within each GPA Range

	0.0-0.9	1.0-1.9	2.0-2.9	3.0-3.9	4.0+
9	2	3	32	46	17
10	2	4	33	47	14
11	2	7	28	48	15
12	1	7	33	41	18

Grade Point Average Distribution 2021

Percentage of Students within each GPA Range

	0.0-0.9	1.0-1.9	2.0-2.9	3.0-3.9	4.0+
9	8	6	22	47	16
10	1	11	26	44	18
11	2	7	26	54	11
12	0	4	28	56	12

Advanced Placement

AP Exam Scores: 2017

	Score 1	Score 2	Score 3	Score 4	Score 5
Biology	5	7	6		
Calculus AB	5	5	1		
Human Geography	11	14	11	2	1
Psychology	13	6			
US History	7	7	2	1	

AP Exam Scores: 2018

	Score 1	Score 2	Score 3	Score 4	Score 5
English Literature & Composition	1	4	2	1	
Calculus AB	3	3	6	1	1
Human Geography	28	16	2		
Psychology	28	7	3	1	
US History	6	7		1	

AP Exam Scores: 2019

	Score 1	Score 2	Score 3	Score 4	Score 5
Calculus AB	2	3	1		
Human Geography	3	1			
Psychology	6	2			
US History		2	1		
World History: Modern	5	9	3		1

Running Start Data

School Year	Number of Students Enrolled	Percentage of Successful Completion
16-17	17	88%
17-18	10	90%
18-19	21	100%
19-20	13	100%
20-21	14	57%
21-22	11	100%
Total	86	89.5%

Postsecondary Enrollment

Postsecondary Enrollment



North Boone 5 Essentials Survey Data Results - 2021

North Boone High School 2021 5 Essentials Survey



- Most Implementation
- More Implementation
- Average Implementation
- Less Implementation
- Least Implementation □ No Data
- Low Response/Not Applicable

Survey Response Rates for North Boone High School

Respondent	Response Rate	(Illinois)
Students	84.5%	(75.0%)
Teachers	70.8%	(72.9%)
Parents	7.0%	(18.7%)

North Boone High School 2021 5 Essentials Survey

Where is North Boone High School performing the highest? 

Student-Teacher Trust	87
Parent influence on Decision Making in Schools	57
Safety	55
Math instruction	50
Program Coherence	50

Where is North Boone High School performing the lowest? 

Collaborative Practices	18
Instructional Leadership	25
Teacher Influence	27
Collective Responsibility	28

Overall in 2021, North Boone High School is partially organized for improvement.

North Boone Middle School 2021 5 Essentials Survey



Survey Response Rates for North Boone Middle School

Respondent	Response Rate	(Illinois)
Students	92.4%	(75.0%)
Teachers	60.0%	(72.9%)
Parents	26.2%	(18.7%)

-  Most Implementation
-  More Implementation
-  Average Implementation
-  Less Implementation
-  Least Implementation
- No Data
-  Low Response/Not Applicable

North Boone Middle School 2021 5 Essentials Survey

Where is North Boone Middle School performing the highest? 

Teacher-Principal Trust	67
Program Coherence	65
Student-Teacher Trust	62
Teacher Influence	60
Peer Support for Academic Work	58

Where is North Boone Middle School performing the lowest? 

Collaborative Practices	1
Parent Involvement in School	7
Quality of Student Discussion	15
Teacher-Parent Trust	18
English Instruction	30

Overall in 2021, North Boone Middle School is not yet organized for improvement.

North Boone Upper Elementary School 2021 5 Essentials Survey



Survey Response Rates for North Boone Upper Elem Sch

Respondent	Response Rate	(Illinois)
Students	95.7%	(75.0%)
Teachers	71.4%	(72.9%)
Parents	17.8%	(18.7%)

-  Most Implementation
-  More Implementation
-  Average Implementation
-  Less Implementation
-  Least Implementation
- No Data
-  Low Response/Not Applicable

North Boone Upper Elementary School 2021 5 Essentials Survey

Where is North Boone Upper Elem Sch performing the highest?



Peer Support for Academic Work	80
Student-Teacher Trust	79
Program Coherence	68
Collective Responsibility	65
School Commitment	60

Where is North Boone Upper Elem Sch performing the lowest?



Collaborative Practices	9
Parent Involvement in School	11
Parent Influence on Decision Making in Schools	31
Quality Professional Development	34
Teacher-Parent Trust	35

Overall in 2021, North Boone Upper Elementary School is moderately organized for improvement.

Poplar Grove Elementary 2021 5 Essentials Survey



Survey Response Rates for Poplar Grove Elem School

Respondent	Response Rate	(Illinois)
Students	97.9%	(75.0%)
Teachers	26.5%	(72.9%)
Parents	16.9%	(18.7%)

- Most Implementation
- More Implementation
- Average Implementation
- Less Implementation
- Least Implementation □ No Data
- Low Response/Not Applicable

Poplar Grove Elementary 2021 5 Essentials Survey

Where is Poplar Grove Elem School performing the highest? 

Peer Support for Academic Work	99
Student-Teacher Trust	99
Academic Personalism	79
Math Instruction	65
English Instruction	63

Where is Poplar Grove Elem School performing the lowest? 

Safety	49
Academic Press	55
English Instruction	63
Math Instruction	65
Academic Personalism	79

Overall in 2021, Poplar Grove Elementary is organized for improvement.

Capron Elementary 2021 5 Essentials Survey



- Most Implementation
- More Implementation
- Average Implementation
- Less Implementation
- Least Implementation
- No Data
- Low Response/Not Applicable

Survey Response Rates for Capron Elem School

Respondent	Response Rate	(Illinois)
Students	99.9%	(75.0%)
Teachers	53.6%	(72.9%)
Parents	13.9%	(18.7%)

Capron Elementary 2021 5 Essentials Survey

Where is Capron Elem School performing the highest? 

Academic Press	99
Peer Support for Academic Work	99
Student-Teacher Trust	99
English Instruction	93
Academic Personalism	89







Where is Capron Elem School performing the lowest? 

Collaborative Practices	1
Collective Responsibility	17
Teacher-Parent Trust	19
Teacher-Teacher Trust	40
School Commitment	42

Overall in 2021, Capron Elementary is organized for improvement.

Manchester Elementary 2021 5 Essentials Survey



-  Most Implementation
-  More Implementation
-  Average Implementation
-  Less Implementation
-  Least Implementation
- No Data
-  Low Response/Not Applicable

Survey Response Rates for Manchester Elem School

Respondent	Response Rate	(Illinois)
Students	99.9%	(75.0%)
Teachers	94.4%	(72.9%)
Parents	36.2%	(18.7%)

Manchester Elementary 2021 5 Essentials Survey

Where is Manchester Elem School performing the highest? 

Peer Support for Academic Work	99
Student-Teacher Trust	91
Academic Personalism	69
Program Coherence	61
Academic Press	58

Where is Manchester Elem School performing the lowest? 

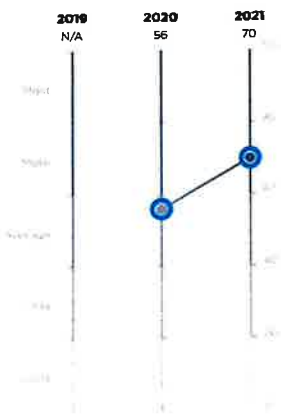
Collaborative Practices	1
Instructional Leadership	22
Teacher-Parent Trust	22
Parent Influence on Decision Making in Schools	38
Quality Professional Development	38

Overall in 2021, Manchester Elementary is partially organized for improvement.

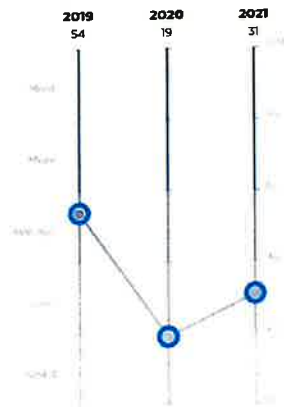
Academic Engagement

Student Engagement - Students are interested and engaged in learning - as reported by students

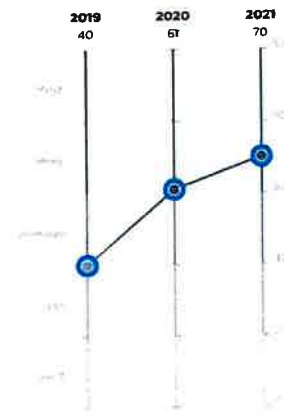
North Boone High School



North Boone Middle School

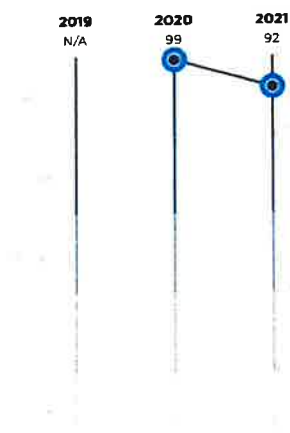


North Boone Elementary School




Student Engagement - Students are interested and engaged in learning - as reported by students


Poplar Grove Elementary



Capron Elementary




Manchester Elementary



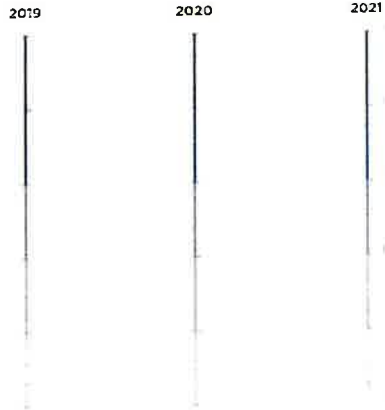
Effective Leadership

Effective Leadership - As reported by teachers

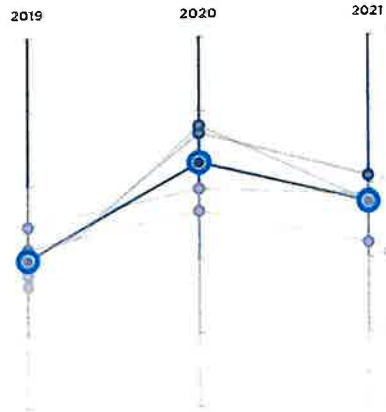


Effective Leaders - As reported by teachers


Poplar Grove Elementary



Capron Elementary



Manchester Elementary



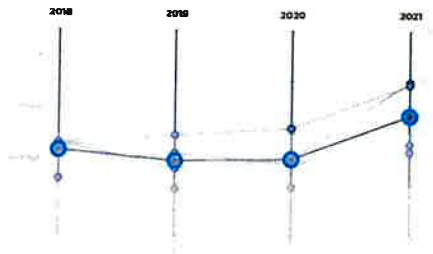
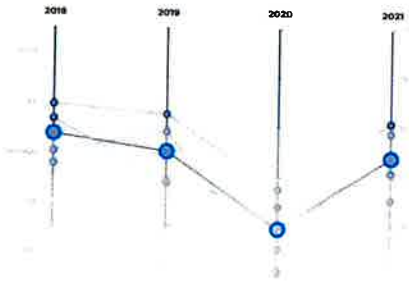
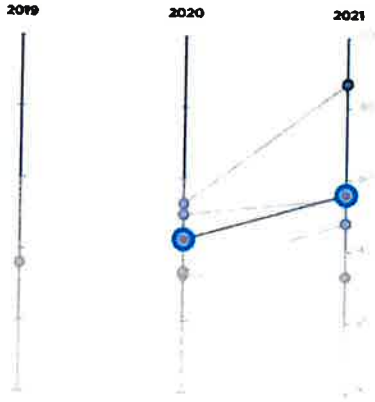
Supportive Environment

Supportive Environment - As reported by students

North Boone High School

North Boone Middle School

North Boone Elementary School

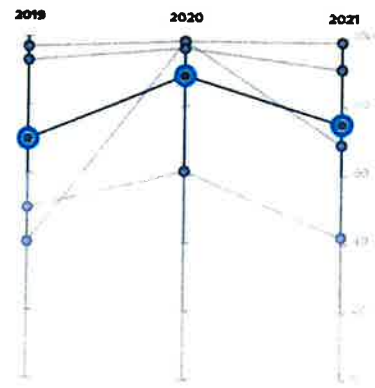
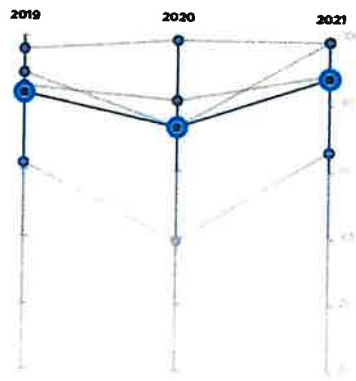
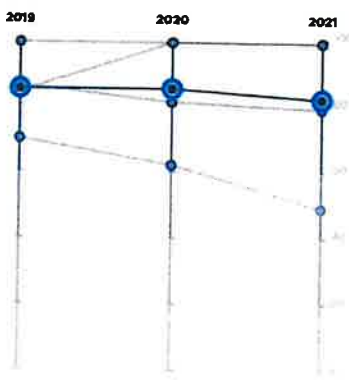


Supportive Environment - As reported by students

Poplar Grove Elementary

Capron Elementary

Manchester Elementary



Strategic Planning Parent Survey

Strategic Planning Parent Survey Results

Students are often given grades of A, B, C, D, and F to denote the quality of their work. If North Boone School District #200 was graded in the same way, what grade would you give District #200?
182 responses

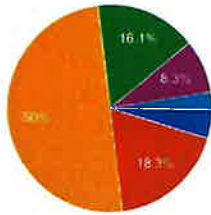


During the past five years, the quality of North Boone School District schools has:
180 responses



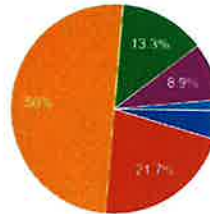
Strategic Planning Parent Survey Results

Quality of the school buildings / facilities is:
180 responses



- Excellent
- Above average
- Average
- Not so good
- Falling
- I don't know

Quality of the academic programs/curriculum is:
180 responses



- Excellent
- Above average
- Average
- Not so good
- Falling
- I don't know

Strategic Planning Parent Survey Results

Quality of the social emotional supports is:
179 responses



- Excellent
- Above average
- Average
- Not so good
- Falling
- I don't know

Quality of the resources available to students for additional help is:
180 responses



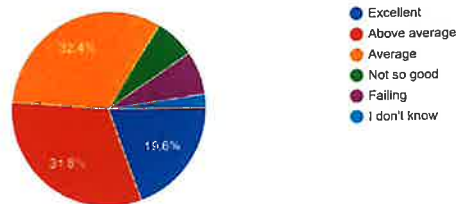
- Excellent
- Above average
- Average
- Not so good
- Falling
- I don't know

Strategic Planning Parent Survey Results

Quality of the resources available to students for additional challenges is:
179 responses

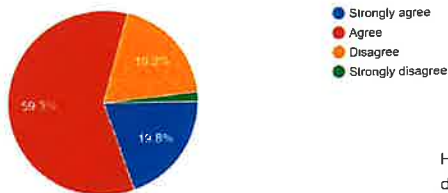


Quality of the staff, including teachers, custodians, secretaries, aides and administrators, is:
179 responses

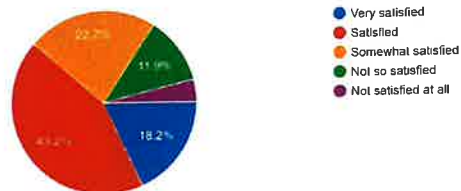


Strategic Planning Parent Survey Results

My children's schools have the equipment, technology, and materials needed to support his/her learning.
177 responses

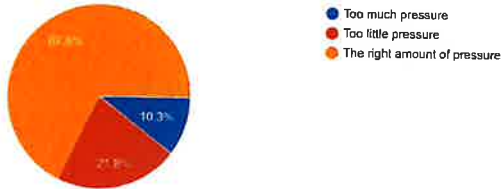


How satisfied are you with the schools' efforts to keep you informed about how your child(ren) is doing in school?
176 responses



Strategic Planning Parent Survey Results

How much pressure does your child(ren) feel to do well in school?
174 responses

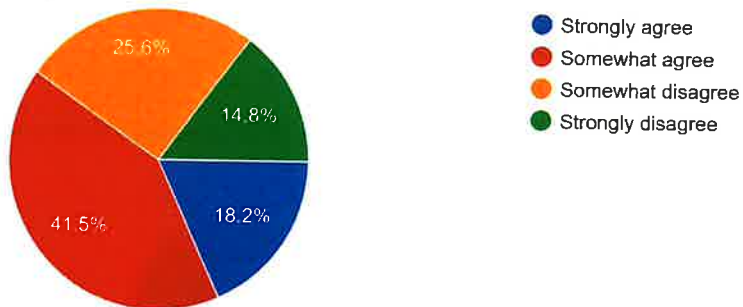


North Boone School District is a good steward of its financial resources.
173 responses



Strategic Planning Parent Survey Results

North Boone School District does a good job listening and responding to parents' opinions.
176 responses



Questions?
