

ATTACHMENT NO. X-B

ATTACHMENT NO. X-B: Site-Based Reporting

Potential motion: Informational

Recommended action: Informational

The Every Student Succeeds Act (ESSA) requires that all school districts comply with and report site-based expenditures. District finances have always been included on the State Report Card but it will now be broken down by school.

Site-Based Reporting

Board of Education Meeting

North Boone CUSD 200

August 2019



History

“

“Clearer financial data, coupled with a strong understanding of other data like school demographics and student outcomes, will allow leaders to make more data-driven decisions for the benefit of children.”

** ISBE Site-Based Expenditure Reporting Guidance*




● Site-Based Reporting

○ The Every Student Succeeds Act (ESSA) requires that all school districts comply with and report site-based expenditures.



● Pre Site-Based Reporting



District finances have always been included on the State Report Card. They were reported by district and not by school.

Pre Site-Based Reporting

Health and Wellness

Students

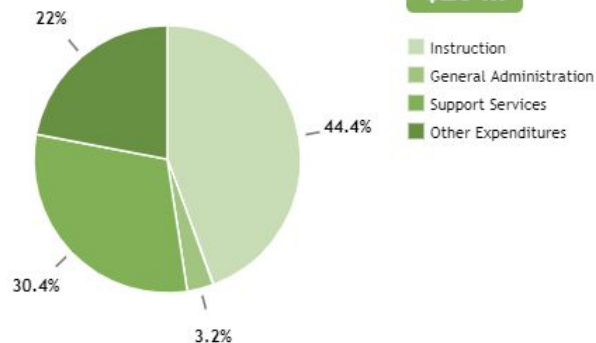
Teachers

Administrators

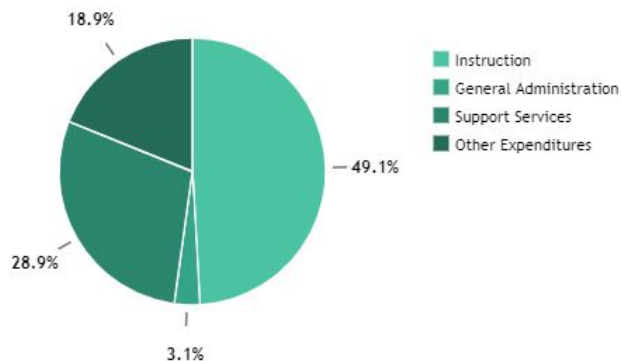
Schools In District

Retired Tests

\$20 M



Illinois School District Averages - Expenditure Percentages By Function (2017)



5 Year Trend

10 Years Trend

View Details

\$ k in thousands

\$ M in millions

\$ B in billions



Timeline

The first year that districts must report expenses by school is for the 2018-2019 school year.

This data will appear for the first time in the school report cards released in October of 2019.



Data



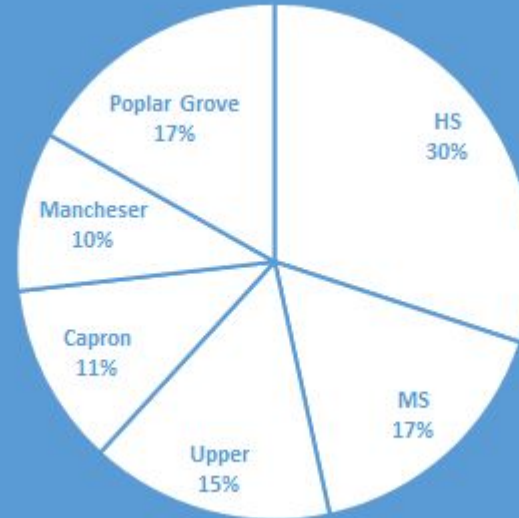
Allocation Options

- *Site based: expenses happened at the school

- *Centralized: expenses happened around the district but divided to schools impacted by expense

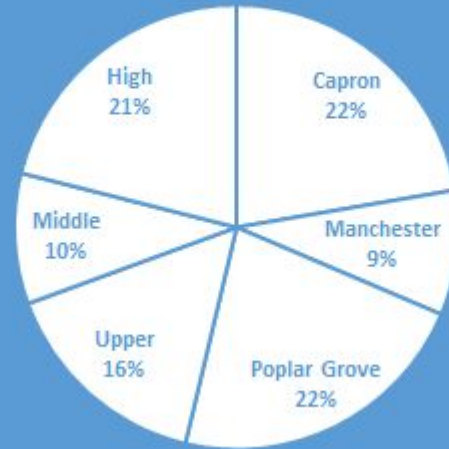
Allocation Options-Generalized

Percentage: based upon student enrollment



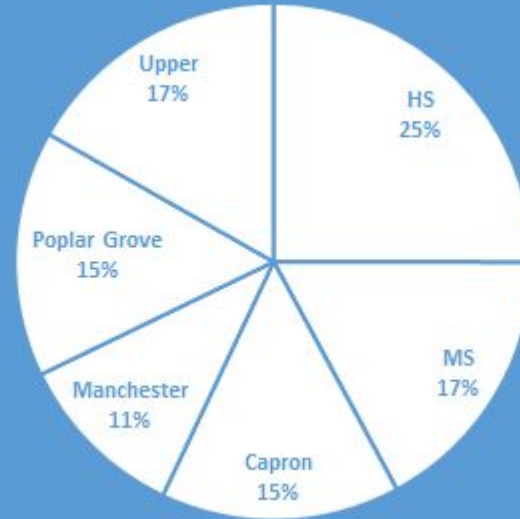
- Allocation Options-Generalized

- Special Education: based upon special education student enrollment per school



- Allocation Options-Generalized

- Low Income: based upon low income student enrollment per school



Site Name	2019 Enrollment	Site-Level Expenses	Centralized Per Pupil Expenditures	Total
District	1628	\$6,963	\$4,3589	\$11,322
High School	488	\$7,685	\$4,160	\$11,842
Middle School	270	\$5,822	\$4,258	\$10,080
Upper EI	248	\$5,213	\$4,455	\$9,668
Capron	186	\$8,253	\$4,922	\$13,175
Manchester	163	\$6,494	\$4,138	\$10,632
Poplar Grove	274	\$7,787	\$4,478	\$12,265



Questions?