

ATTACHMENT NO. X-B

ATTACHMENT NO. X-B: Site Based Reporting

Potential motion: Informational

Recommended action: Informational

The Every Student Succeeds Act (ESSA) requires that all school districts comply with and report site-based expenditures. District finances have always been included on the State Report Card but now it is broken down by school as well. Attached is a break down of the expenditures per school that will appear on the District Report Card.



Fiscal Year	Sites	Enrollment	Per Pupil	Exclusions	Total Expenditures	Submitted
2021	6	1,515.5	\$12,263.24	\$4,573,446.43	\$23,158,380.78	—

## DISTRICT PUBLIC NARRATIVE

North Boone School District prioritizes serving students from diverse backgrounds. Overall, the amount of spending varies by the school due to a lot of factors driven by student needs and initiatives set forth district-wide. Different schools have different needs based on the students that they serve. Our continued goal is to use financial data with an understanding of student outcome data to make decisions based on what is best for the students at North Boone. We will ground our work in our district strategic plan and goals for all children, which highlight the need to provide rigorous and supportive environments across all schools.

## EXPENDITURES PER PUPIL BY SITE

Site	Enrollment FTE	Expenditures per Pupil in Dollars			
		Funding Source	Site-Level	District Centralized	Total
<b>Capron Elem School</b>	169.5	<b>Federal</b>	\$87.36	\$896.46	\$983.82
<i>Public Schools</i>		<b>State/Local</b>	\$9,044.92	\$3,783.34	\$12,828.25
200 N Wooster St, Capron, IL		<b>Subtotal</b>	<b>\$9,132.28</b>	<b>\$4,679.80</b>	<b>\$13,812.08</b>
RCDTS 04004200026-2001					
<b>Public Narrative</b>					
Capron Elementary School provides the preschool program for North Boone CUSD 200.					
<b>Manchester Elem School</b>	147	<b>Federal</b>	\$0.00	\$919.82	\$919.82
<i>Public Schools</i>		<b>State/Local</b>	\$7,789.59	\$4,061.14	\$11,850.73
3501 Blaine Rd, Poplar Grove, IL		<b>Subtotal</b>	<b>\$7,789.59</b>	<b>\$4,980.96</b>	<b>\$12,770.55</b>
RCDTS 04004200026-2002					
<b>Public Narrative</b>					
Site-level public narrative not provided.					
<b>North Boone High School</b>	473	<b>Federal</b>	\$0.00	\$592.30	\$592.30
<i>Public Schools</i>		<b>State/Local</b>	\$7,452.14	\$3,845.85	\$11,297.99
17823 Poplar Grove Rd, Poplar Grove, IL		<b>Subtotal</b>	<b>\$7,452.14</b>	<b>\$4,438.15</b>	<b>\$11,890.29</b>
RCDTS 04004200026-0003					
<b>Public Narrative</b>					
Site-level public narrative not provided.					
<b>North Boone Middle School</b>	244	<b>Federal</b>	\$0.00	\$694.01	\$694.01
<i>Public Schools</i>		<b>State/Local</b>	\$6,949.69	\$3,934.07	\$10,883.76
17641 Poplar Grove Rd, Poplar Grove, IL		<b>Subtotal</b>	<b>\$6,949.69</b>	<b>\$4,628.08</b>	<b>\$11,577.77</b>
RCDTS 04004200026-1001					
<b>Public Narrative</b>					
Site-level public narrative not provided.					
<b>North Boone Upper Elem Sch</b>	240	<b>Federal</b>	\$0.00	\$1,137.36	\$1,137.36
<i>Public Schools</i>		<b>State/Local</b>	\$6,594.74	\$4,030.88	\$10,625.62
6200 N Boone School Rd, Poplar Grove, IL		<b>Subtotal</b>	<b>\$6,594.74</b>	<b>\$5,168.24</b>	<b>\$11,762.98</b>
RCDTS 04004200026-2005					
<b>Public Narrative</b>					
Site-level public narrative not provided.					
<b>Poplar Grove Elem School</b>	242	<b>Federal</b>	\$0.00	\$502.80	\$502.80
<i>Public Schools</i>		<b>State/Local</b>	\$8,587.08	\$3,696.55	\$12,283.63
208 N State St, Poplar Grove, IL		<b>Subtotal</b>	<b>\$8,587.08</b>	<b>\$4,199.35</b>	<b>\$12,786.43</b>
RCDTS 04004200026-2004					
<b>Public Narrative</b>					
Site-level public narrative not provided.					

		<b>Federal</b>	\$9.77	\$746.49	\$756.26
<b>District Totals</b>	<b>1,515.5</b>	<b>State/Local</b>	\$7,627.57	\$3,879.41	\$11,506.98
		<b>Total</b>	<b>\$7,637.34</b>	<b>\$4,625.90</b>	<b>\$12,263.24</b>

*Last Modified 8/9/2021 10:33 AM*

# Site-Based Reporting

Board of Education Meeting

North Boone CUSD 200

August 2021



# History

“

*“Clearer financial data, coupled with a strong understanding of other data like school demographics and student outcomes, will allow leaders to make more data-driven decisions for the benefit of children.”*

*\* ISBE Site-Based Expenditure Reporting Guidance*




## ● Site-Based Reporting

○ The Every Student Succeeds Act (ESSA) requires that all school districts comply with and report site-based expenditures.



## ● Pre Site-Based Reporting



District finances have always been included on the State Report Card. They were reported by district and not by school.

## Pre Site-Based Reporting

Health and Wellness

Students

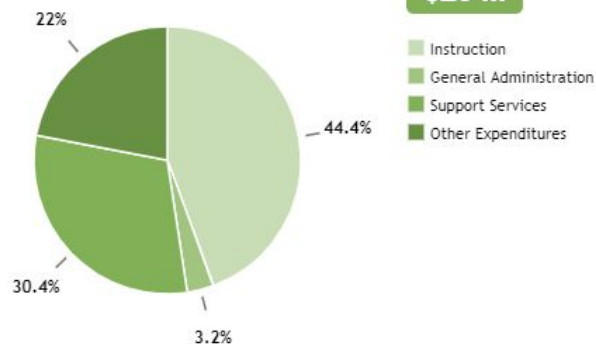
Teachers

Administrators

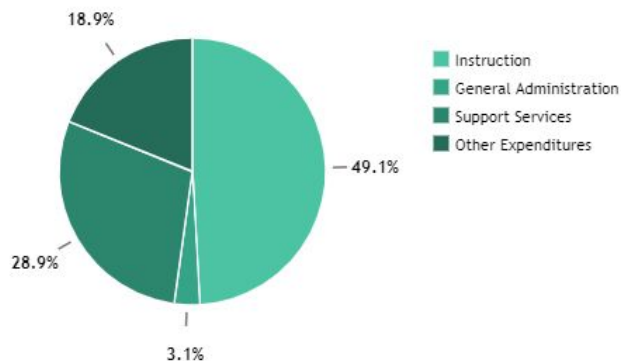
Schools In District

Retired Tests

\$20 M



Illinois School District Averages - Expenditure Percentages By Function (2017)



5 Year Trend

10 Years Trend

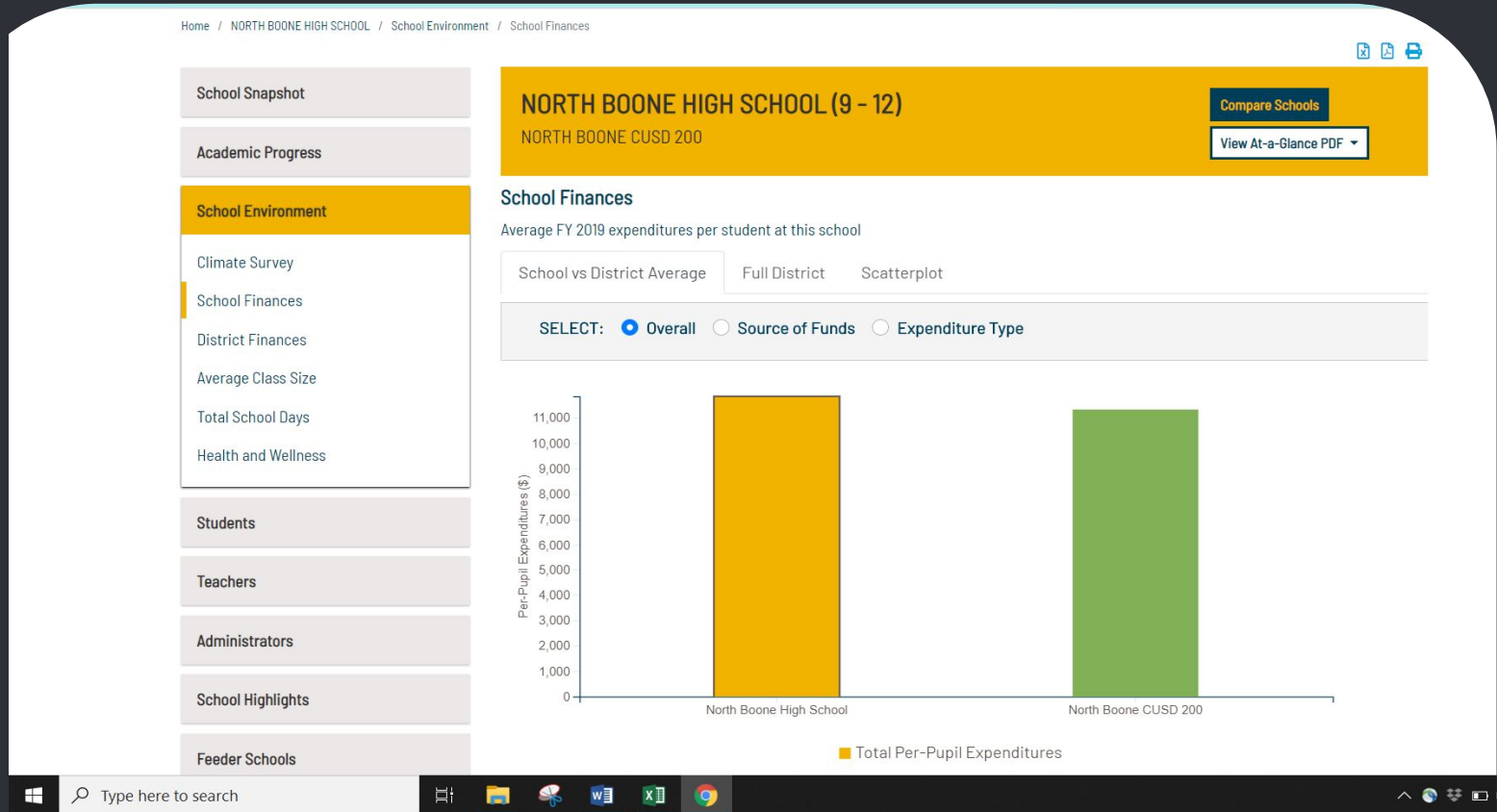
View Details

\$ k in thousands

\$ M in millions

\$ B in billions

# Post Site-Based Reporting





Data

## Allocation Options

- \*Site based: expenses happened at the school

- \*Centralized: expenses happened around the district but divided to schools impacted by expense

## ● Allocation Options-Generalized

○ Percentage: based upon student enrollment

Special Education: based upon number of students

Square Footage: based upon square footage of building

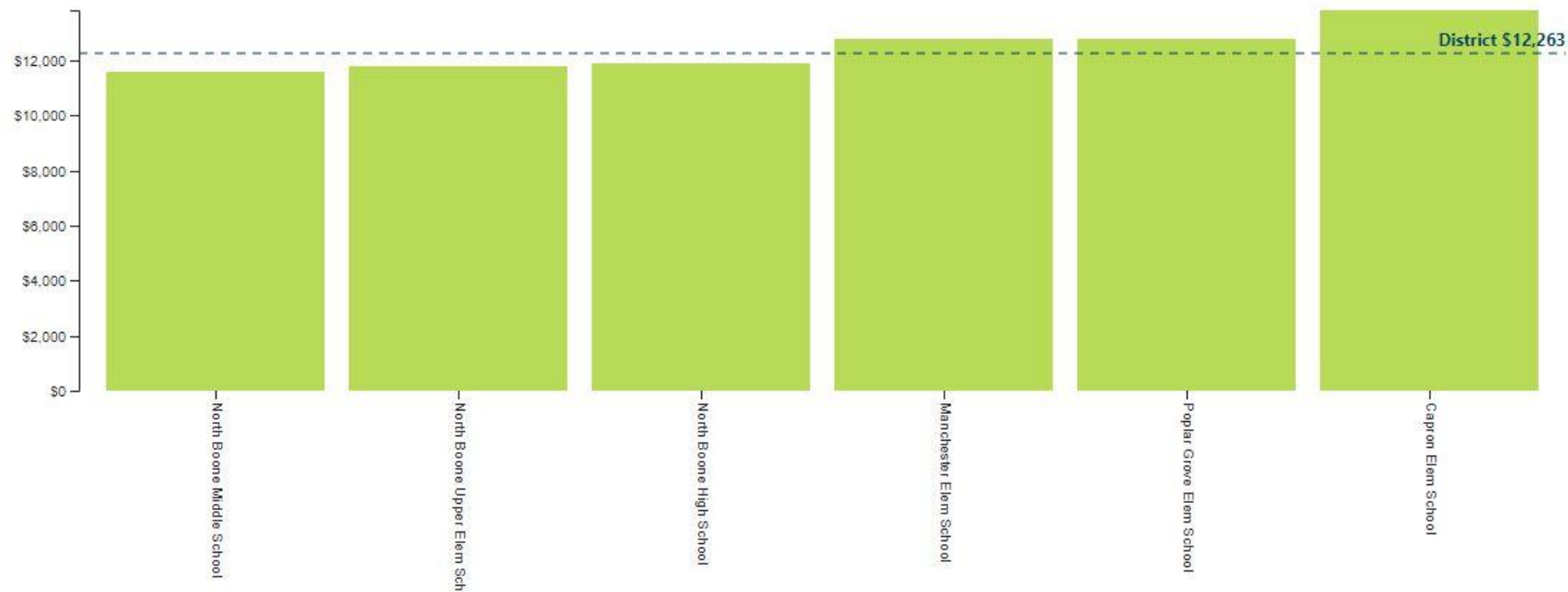
Transportation: based upon number of students that rode the bus

Site Name	2020 Enrollment	Site-Level Expenses	Centralized Per Pupil Expenditures	Total
District	1604			
High School	459	\$7930.72	\$3873.25	\$11,803.96
Middle School	282	\$6,153.08	\$3604.73	\$9,757.82
Upper El	240	\$5,661.58	\$4,024.58	\$9,686.16
Capron	195	\$7,789.57	\$4,814.69	\$12,604.25
Manchester	166	\$6,935.52	\$3,802.99	\$10,738.51
Poplar Grove	262	\$7,963.61	\$3,826.38	\$11,789.99

2020-2021

## EXPENDITURES PER PUPIL BY SITE

Ascending



Site Name	2021 Enrollment	Site-Level Expenses	Centralized Per Pupil Expenditures	Total
District	1515	\$7,637.34	\$4,625.90	\$12,263.24
High School	473	\$7,452.14	\$4,438.15	\$11,890.29
Middle School	244	\$6,949.69	\$4,628.08	\$11,577.77
Upper El	240	\$6,594.74	\$5,168.24	\$11,762.98
Capron	165	\$9,132.28	\$4,679.80	\$13,812.08
Manchester	147	\$7,789.59	\$4,980.96	\$12,770.55
Poplar Grove	242	\$8,587.08	\$4,199.35	\$12,786.43



Questions?