

ATTACHMENT NO. X-B

ATTACHMENT NO. X-B:            Site Based Reporting

Potential motion:                Informational

Recommended action:           Informational

The Every Student Succeeds Act (ESSA) requires that all school districts comply with and report site-based expenditures. District finances have always been included on the State Report Card but now it is broken down by school as well.

# Site-Based Reporting

Board of Education Meeting

North Boone CUSD 200

August 2020



# History

“

*“Clearer financial data, coupled with a strong understanding of other data like school demographics and student outcomes, will allow leaders to make more data-driven decisions for the benefit of children.”*

*\* ISBE Site-Based Expenditure Reporting Guidance*




## Site-Based Reporting

The Every Student Succeeds Act (ESSA) requires that all school districts comply with and report site-based expenditures. This is the 2nd year that we have been required to complete this report.



## ● Pre Site-Based Reporting



District finances have always been included on the State Report Card. They were reported by district and not by school.

## Pre Site-Based Reporting

Health and Wellness

Students

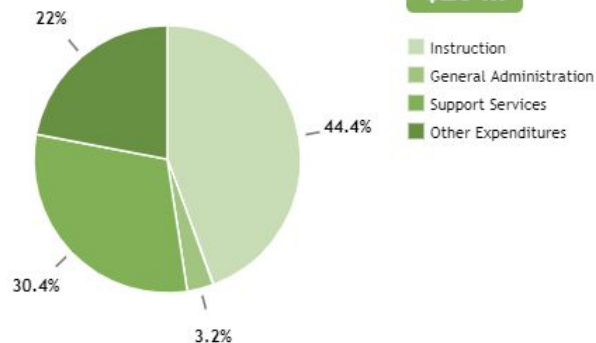
Teachers

Administrators

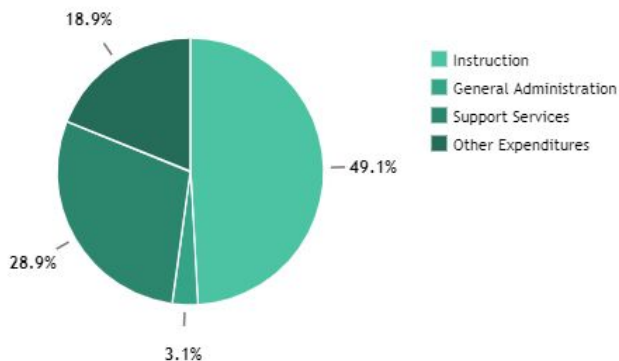
Schools In District

Retired Tests

\$20 M



Illinois School District Averages - Expenditure Percentages By Function (2017)



5 Year Trend

10 Years Trend

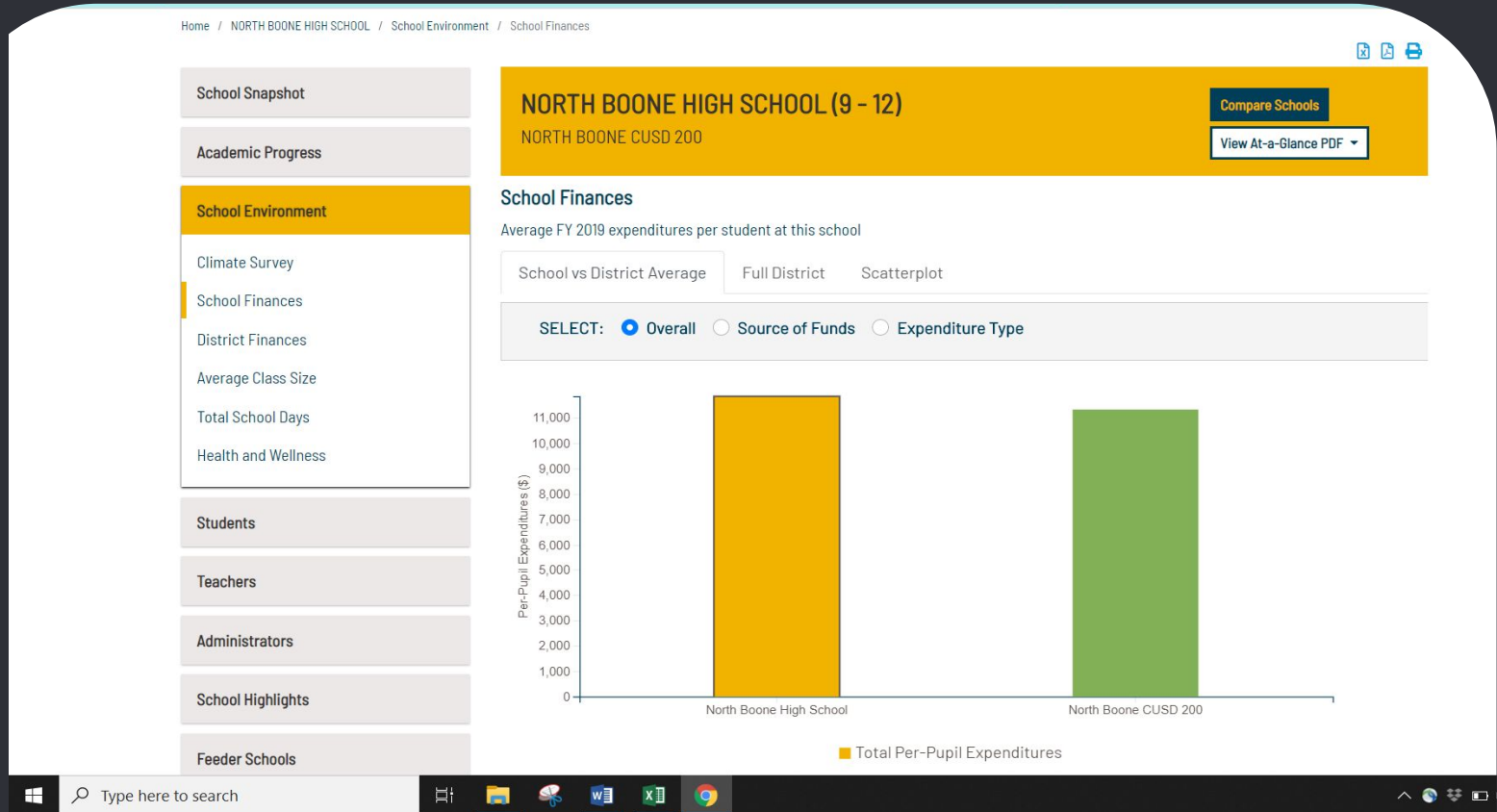
View Details

\$ k in thousands

\$ M in millions

\$ B in billions

# Post Site-Based Reporting








Data



## Allocation Options

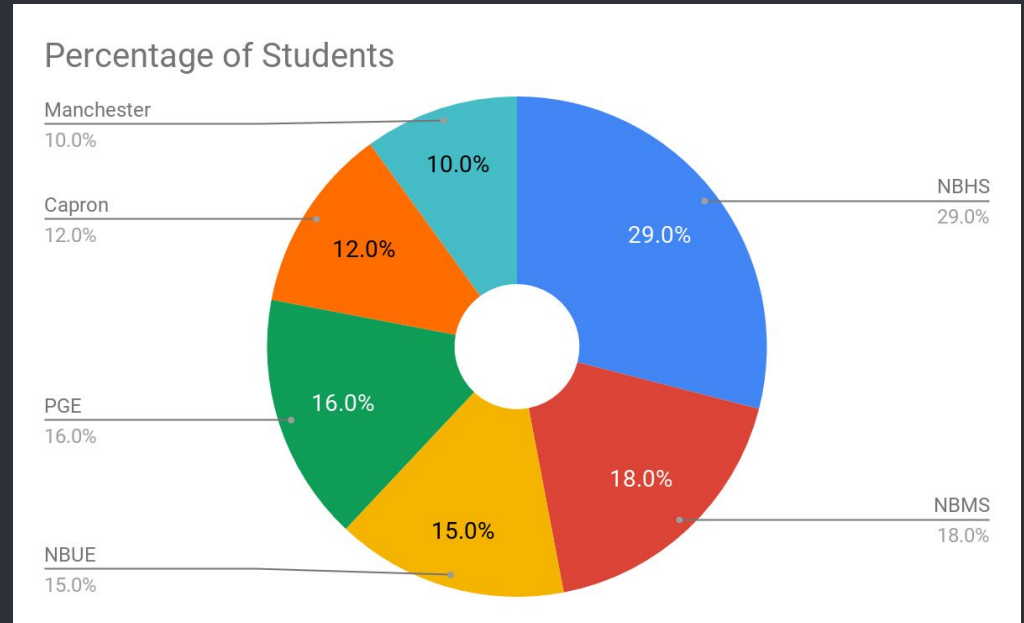


- \*Site based: expenses happened at the school

- \*Centralized: expenses happened around the district but divided to schools impacted by expense

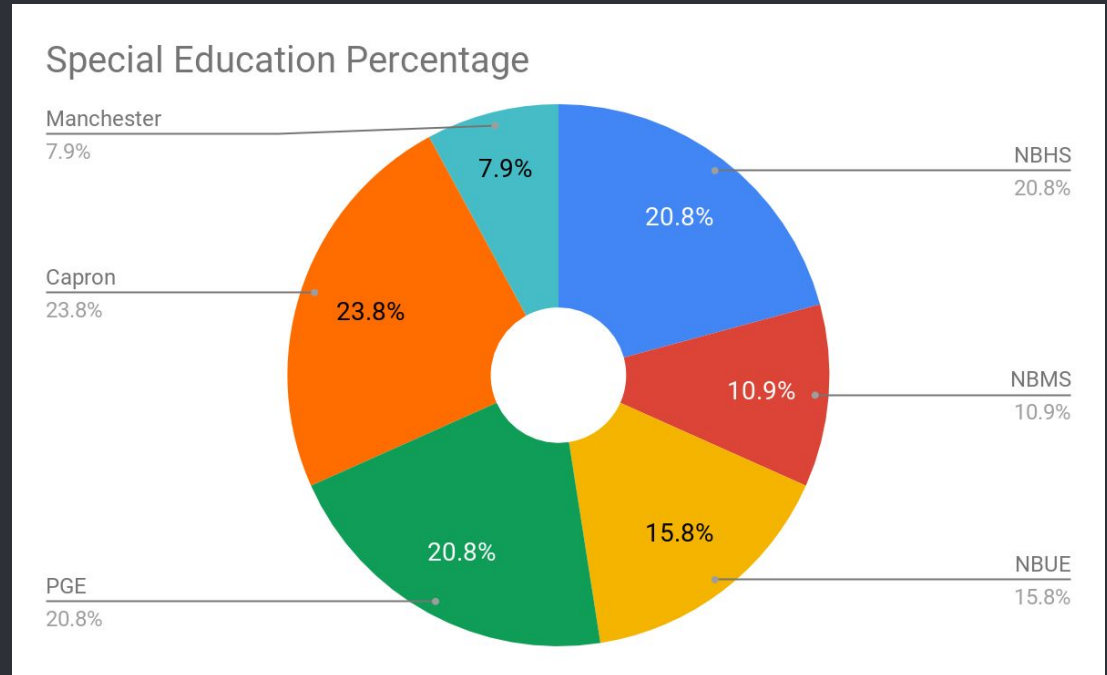
## Allocation Options-Generalized

Percentage: based upon student enrollment



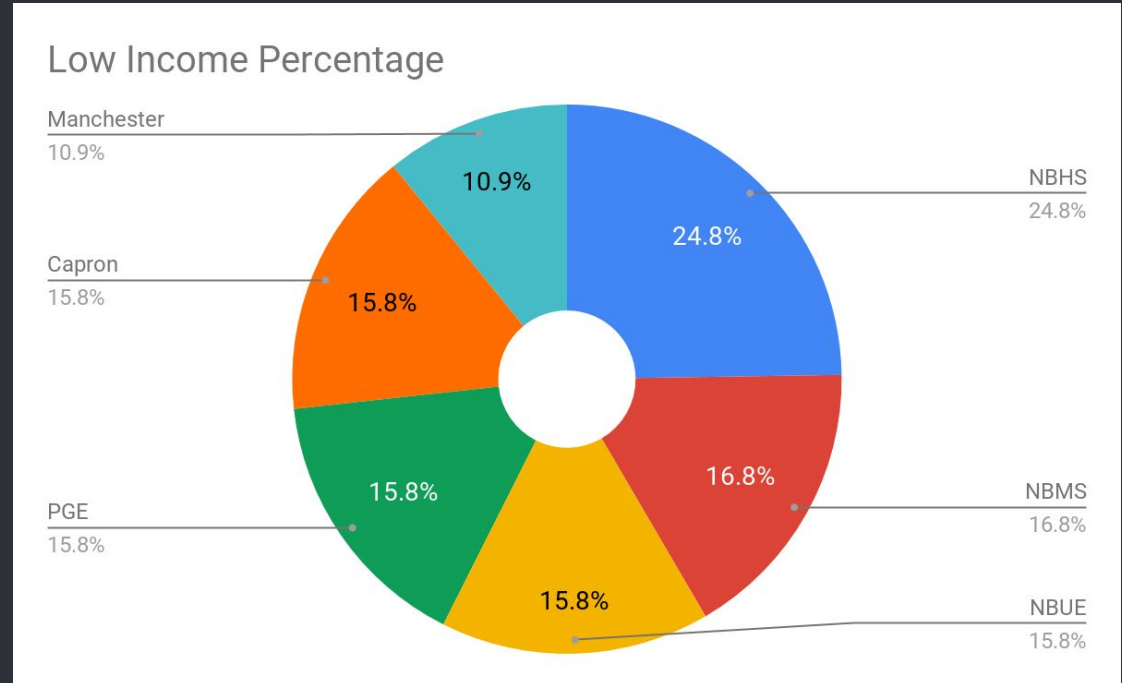
## Allocation Options-Generalized

Special Education: based upon special education student enrollment per school



## Allocation Options-Generalized

Low Income: based upon low income student enrollment per school



Site Name	2019 Enrollment	Site-Level Expenses	Centralized Per Pupil Expenditures	Total
District	1628	\$6,963	\$4,3589	\$11,322
High School	488	\$7,685	\$4,160	\$11,842
Middle School	270	\$5,822	\$4,258	\$10,080
Upper EI	248	\$5,213	\$4,455	\$9,668
Capron	186	\$8,253	\$4,922	\$13,175
Manchester	163	\$6,494	\$4,138	\$10,632
Poplar Grove	274	\$7,787	\$4,478	\$12,265

Site Name	2020 Enrollment	Site-Level Expenses	Centralized Per Pupil Expenditures	Total
District	1604			
High School	459	\$7930.72	\$3873.25	\$11,803.96
Middle School	282	\$6,153.08	\$3604.73	\$9,757.82
Upper EI	240	\$5,661.58	\$4,024.58	\$9,686.16
Capron	195	\$7,789.57	\$4,814.69	\$12,604.25
Manchester	166	\$6,935.52	\$3,802.99	\$10,738.51
Poplar Grove	262	\$7,963.61	\$3,826.38	\$11,789.99



Questions?