



# North Boone

Community Unit School District 200

## January 2026 Financial Update Jan. 13th Business Services Meeting

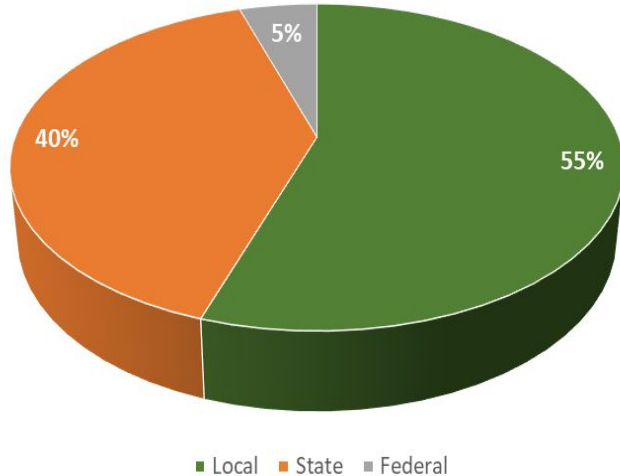
**Dr. Joe Mullikin**  
**Executive Director of Business Services**

# Revenues & Expenditures

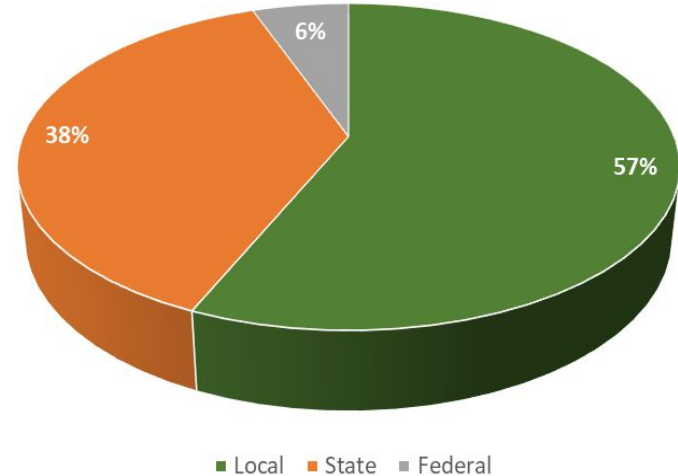
	District Revenue					District Expenditures				
<u>Fund</u>	FY26 Budget	Current Rev.	Percentage	Prior Year Rev.	Prior Year Perc.	FY26 Budget	Current Exp.	Percentage	Prior Year Exp.	Prior Year Perc.
Education	\$20,927,712	\$9,561,071.52	46%	\$8,859,376.29	44%	\$21,041,622	\$10,529,318.13	50%	\$9,945,567.64	50%
O&M	\$2,118,259	\$1,043,959.55	49%	\$1,393,210.90	62%	\$2,103,491	\$1,048,317.81	50%	\$949,179.65	43%
Transportation	\$2,177,316	\$633,983.97	29%	\$867,314.18	43%	\$1,952,418	\$1,202,331.77	62%	\$902,890.99	49%
IMRF/Social Security	\$1,168,829	\$566,590.85	48%	\$700,271.21	64%	\$1,187,666	\$598,002.87	50%	\$552,708.27	49%
Working Cash	\$40,000	\$21,653.81	54%	\$23,417.14	59%	\$ -	\$ -	-%	\$0.00	0%
Tort	\$272,462	\$156,930.62	58%	\$131,382.59	49%	\$384,191	\$442,062.89	115%	\$333,650.61	91%
<b>Total Operating</b>	<b>\$26,704,578</b>	<b>\$11,984,190.32</b>	<b>45%</b>	<b>\$11,974,972.31</b>	<b>47%</b>	<b>\$26,669,388</b>	<b>\$13,820,033.47</b>	<b>52%</b>	<b>\$12,683,997.16</b>	<b>50%</b>
Debt Service	\$2,042,800	\$704,199.07	34%	\$1,278,501.65	48%	\$2,042,800	\$1,939,880.51	95%	\$4,624,744.00	97.1%
Capital Projects	\$650,300	\$419,909.85	65%	\$1,007,545.81	81%	\$100,000	\$253,712.00	254%	\$834,307.38	64%
Fire/Life Safety	\$2,500	\$50,270.26	2011%	\$1,216.86	49%	\$ -	\$ -	-%	\$0.00	0%
<b>Total Non-Operating</b>	<b>\$2,695,600</b>	<b>\$1,174,379.18</b>	<b>44%</b>	<b>\$2,287,264.32</b>	<b>59%</b>	<b>\$2,142,800</b>	<b>\$2,193,592.51</b>	<b>102%</b>	<b>\$5,459,051.38</b>	<b>90%</b>
<b>Total All Funds</b>	<b>\$29,400,178</b>	<b>\$13,158,569.50</b>	<b>44.8%</b>	<b>\$14,262,236.63</b>	<b>48%</b>	<b>\$28,812,188</b>	<b>\$16,013,625.98</b>	<b>55.6%</b>	<b>\$18,143,048.54</b>	<b>57%</b>

# Budgeted Revenues

Fiscal Year 2026 Budgeted Revenue Sources

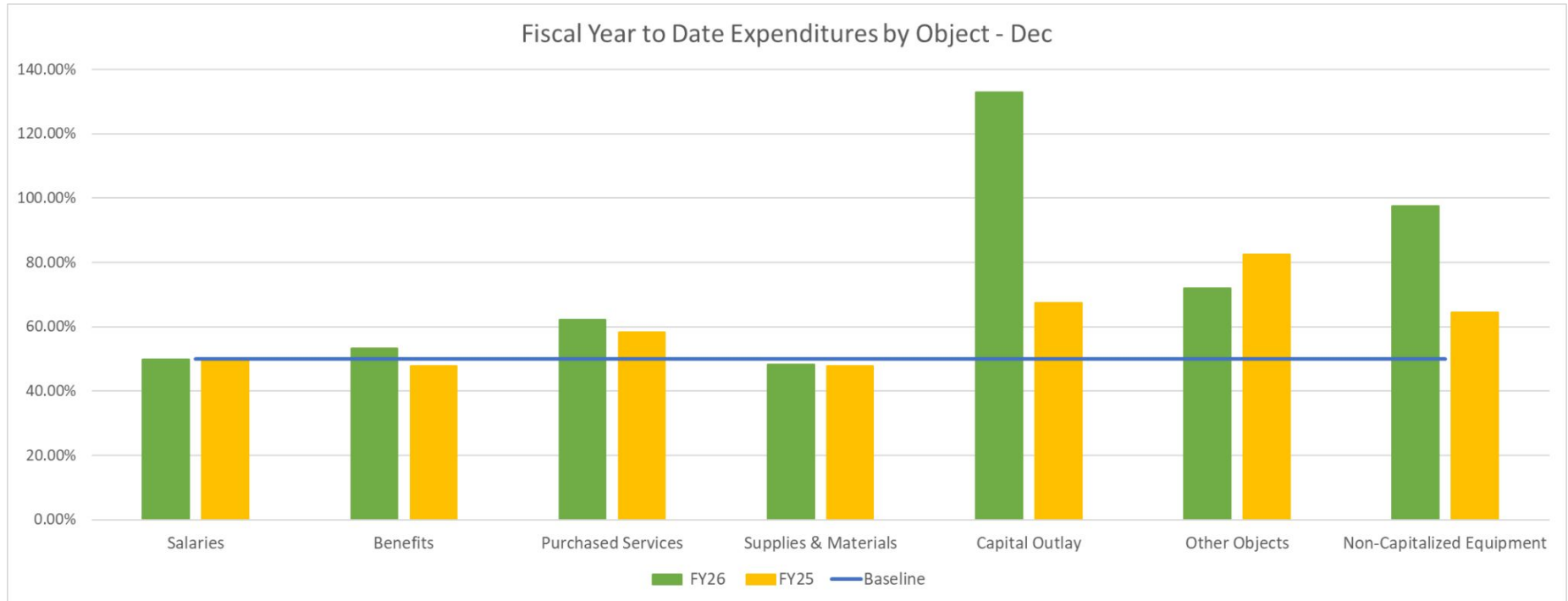


Current Revenue Sources - Dec



**Revenue Received to Date:** Federal - 49.52%, State - 42.24%, Local - 46.40%

# Expenditures by Object



# Primary Changes from Nov. to Dec.

- **Bond Payment:** Bond payments were made (\$1,924,700) - final payment for Series 2008B GO bond
- **Univent Work** - Our first payment was made for the univent work (\$135,080.00)
- **CSFT** - \$81,608.38 (\$484,561.62 FY to date) **17.22%+**
- **Interest** - \$107,316.75 (\$542,389.23 FY to date) 65.24% of *our budgeted revenue for interest*

# General Updates

- **Solutions Bank:** Working on setting up a “sweep” account (capture the most interest) and consolidating bank accounts to ensure stronger internal controls
- **Univent Work:** Over half the project is completed. We will be utilizing the funds available in our PMA Facilities Tax Account to cover these expenses & the SMPG was approved for \$50k in additional revenue.
- **Audit Update:** Continuing work with Sikich, anticipate the final report in late Feb/early March
- **Amended FY26 Budget & FY27 Budget Work:** Once we get the tax extensions in from Boone & Winnebago Counties, we will need to get BOE approval to officially begin working on amending the FY26 budget and developing the FY27 budget. As a note, we expect to receive \$40k less from CPPRT in FY27.
- **Tax Extensions & Abatement:** We have \$200k budgeted for abatement from CSFT and are still committed to abating. We still believe that it is in our best interest to ensure we have the final extensions to make the most informed decision.